

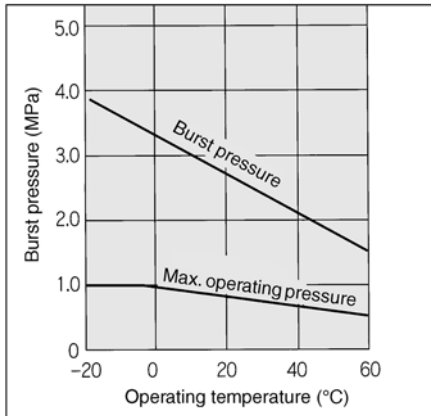
Polyurethane Coil Tubing

Series TCU



For flexible tubing
Compact piping possible

Burst Pressure Characteristics Curve



Specifications

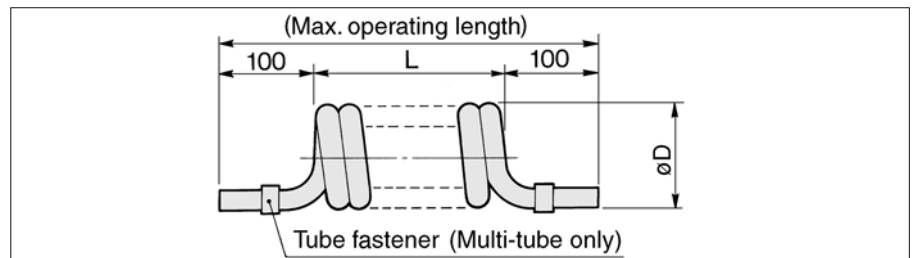
Model	TCU 0425B-1	TCU 0425B-2	TCU 0425B-3	TCU 0604B-1	TCU 0604B-2	TCU 0604B-3	TCU 0805B-1
Number of tubes	1	2	3	1	2	3	1
Tube O.D. (mm)	4		6		8		
Tube I.D. (mm)	2.5		4		5		
Fluid	Air ⁽¹⁾						
Max. operating pressure ⁽²⁾	0.8MPa at 20°C						
Burst pressure	Refer to pressure characteristics curve.						
Operating temperature	-20 to +60°C						
Material	Polyurethane						
Colour	Black						



Note 1) Consult SMC if using for other fluids than air.

Note 2) Refer to pressure characteristics curve for other temperatures.
Avoid abnormal temperature rises.

Dimensions



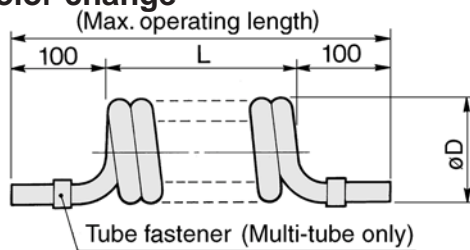
Part No.	Spec.		Tube size (mm)		Dimension of coil (mm)		No. of tubes	No. coil windings per tube length	Max. operating length (m)	Standard unit of packing
	O.D.	I.D.	L	øD						
TCU0425B-1	4	2.5	210	18	28	1	52	1.5	5 tubes/case	
TCU0425B-2			280	2		35				
TCU0425B-3			265	3		22	1			
TCU0604B-1	6	4	325	24	37	1	54	2		
TCU0604B-2			305	2		27	1.5			
TCU0604B-3			305	3		17	1			
TCU0805B-1	8	5	330	31	1	41	2			

* Dimensions are changeable due to material.

Made to Order

Change of coil turns, Color change

(Consult SMC for detailed specifications, dimensions and delivery.)



Part No.	Spec.		Tube size (mm)		Coil (mm)		No. of tubes	No. coil windings per tube length	Max. operating length (mm)
	O.D.	I.D.	L	øD					
TCU0425□-1-N-X6	4	2.5	N X 4	18	1	3 to 90	L X 5.9 + 200		
TCU0425□-2-N-X6			N X 8	28	2	3 to 90	L X 4.4 + 200		
TCU0425□-3-N-X6			N X 12	28	3	3 to 63	L X 2.9 + 200		
TCU0604□-1-N-X6	6	4	N X 6	24	1	3 to 90	L X 5.3 + 200		
TCU0604□-2-N-X6			N X 12	37	2	3 to 66	L X 3.8 + 200		
TCU0604□-3-N-X6			N X 18	37	3	3 to 44	L X 2.5 + 200		

Part No.	Spec.		Tube size (mm)		Coil (mm)		No. of tubes	No. coil windings per tube length	Max. operating length (mm)
	O.D.	I.D.	L	øD					
TCU0805□-1-N-X6	8	5	N X 8	31	1	3 to 90	L X 5.2 + 200		
TCU0805□-2-N-X6			N X 16	42	2	3 to 40	L X 3 + 200		
TCU1065□-1-N-X6			10	6.5	N X 10	52	1	3 to 45	L X 5 + 200
TCU1065□-2-N-X6	N X 20	52			2	3 to 35	L X 3 + 200		
TCU1208□-1-N-X6	12	8			N X 12	67	1	3 to 35	L X 5 + 200
TCU1208□-2-N-X6			N X 24	67	2	3 to 30	L X 3 + 200		

□ → B (Black), W (White), R (Red), BU (Blue), Y (Yellow), G (Green), C (Clear), YR (Orange)

K□

M□

H□

D□

MS

T□

LQ

Clean Room