

Start Bollard L IP65

START Bollard L IP65 1100lm 840 BLK

0047943



Product features

- Integrated LED bollard, contemporary design on a classic bollard, 1100LM, 26W, 42lm/W, 4000K, Electronic driver, Driver Current: 1200mA, CRI80, IP65, Ik10, 50,000hrs (L70), (HxWxD) 1000x168x168mm, 5 step MacAdam ellipse, 6.5kg, RAL 9005, Class 1, 220-240V, energy class: A++, A+, A



PRODUCT OVERVIEW

IPC Code	0047943
Product name	START Bollard L IP65 1100lm 840 BLK
Technology	LED
Environment	External
General application	Education, Hospitality, Logistics & Industry, Museums & Galleries, Office, Residential & Consumer, Retail
Certifications	EUNEW009
ETIM Class	EC000301
E-number FI	4579444
Fixture luminous flux (lm)	1100
Luminaire efficacy (lm/W)	42
Colour temperature (K)	4000
Light colour	Neutral White
CRI (Ra)	80
Colour Variation Initial (SDCM)	5
Beam Angle (°)	60
Photobiological Risk Group	RG1
Total power consumption (W)	26
Electrical protection	Class I
Dimmable	No
LED Flickering Rate	Medium (21% - 40%)
Average life (Nominal) (h)	50000
Housing colour	RAL 9005 - Jet black
IP rating	IP65
IK rating	IK10
Product EAN number	5410288479439
Lamps	No

Start Bollard L IP65

START Bollard L IP65 1100lm 840 BLK

0047943

DATA TABLE

General data

IPC Code	0047943
Product name	START Bollard L IP65 1100lm 840 BLK
Technology	LED
Environment	External
General application	Education,Hospitality,Logistics & Industry,Museums & Galleries,Office,Residential & Consumer,Retail
Operating temperature range (°C)	-35°C - 50°C
Certifications	EUNEW009
ETIM Class	EC000301
E-number FI	4579444

Optical data

Fixture luminous flux (lm)	1100
Luminaire efficacy (lm/W)	42
Colour temperature (K)	4000
Colour Code	840
Light colour	Neutral White
CRI (Ra)	80
Colour Variation Initial (SDCM)	5
Beam Angle (°)	60
Photobiological Risk Group	RG1

Electrical data

Total power consumption (W)	26
Current (A)	0.12
Mains voltage (V)	220-240V~
Lamp power factor	0.9
THD (at 230 V, 50 Hz, full load, at 100% dimming level) xx.x %	20.0
Electrical protection	Class I
Dimmable	No
Drive current (mA)	1200
Inrush Current (A)	15
Inrush Duration (µs)	150
Glow Wire Test (°C)	650
Nominal Frequency (Hz)	50/60Hz
LED Flickering Rate	Medium (21% - 40%)
Max. Luminaires per 10A C Breaker	30
Max. Luminaires per 13A C Breaker	40
Max. Luminaires per 16A C Breaker	50
Max. Luminaires per 20A C Breaker	60

Lifetime data

Lumen maintenance - L70 B50	50000
Lumen maintenance - L80 B50	35000

Start Bollard L IP65

START Bollard L IP65 1100lm 840 BLK

0047943

Lumen maintenance - L80 B20	32000
Lumen maintenance - L80 B10	28000
Lumen maintenance - L90 B50	25000
Lumen maintenance - L90 B20	20000
Lumen maintenance - L90 B10	15000
Average life (Nominal) (h)	50000

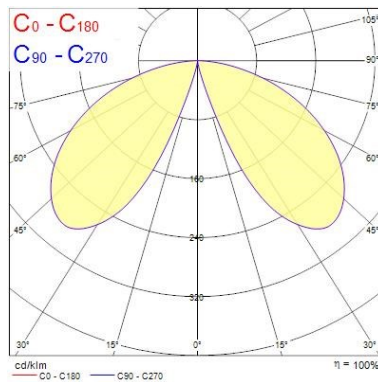
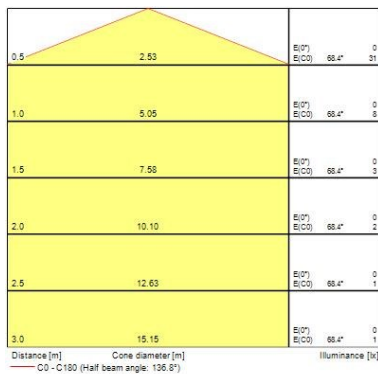
Physical data

Housing colour	RAL 9005 - Jet black
IP rating	IP65
IK rating	IK10
Diffuser finish	Opal
Diffuser material	PC Polycarbonate
Nominal Product Length (mm)	168
Nominal Product Width (mm)	168
Nominal Product Height (mm)	1000
Nominal Product Diameter (mm)	168
Weight (kg)	6.39

Packaging

Single packaging type	Carton
Product EAN number	5410288479439
Packaging single length / height (cm)	102.0
Packaging single width (cm)	18.3
Packaging single depth (cm)	17.7
DUN14 (outer)	05410288479439
Units per outer package	2
Packaging outer length / height (cm)	103.8
Packaging outer width (cm)	38.6
Packaging outer depth (cm)	20.6

PHOTOMETRY




Start Bollard L IP65


START Bollard L IP65 1100lm 840 BLK

0047943

TECHNICAL DRAWINGS




SYLVANIA 0047943

 This luminaire contains built-in LED lamps

A⁺⁺
A⁺
A
~~**B**~~
~~**C**~~
~~**D**~~
~~**E**~~

} LED


The lamps cannot be changed in the luminaire.

874/2012 

Start Bollard L IP65


START Bollard L IP65 1100lm 840 BLK

0047943




This luminaire contains built-in LED lamps

The lamps cannot be changed in the luminaire.



LED



SYLVANIA 0047943

874/2012