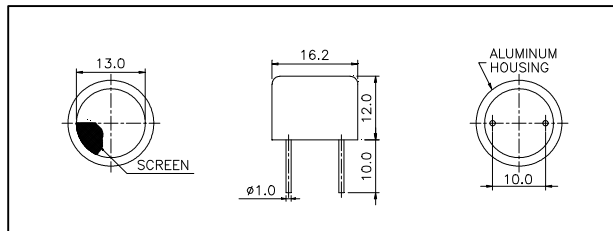


PROWAVE Air Ultrasonic Ceramic Transducers 400PT160

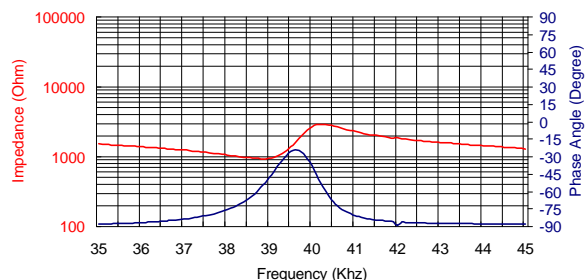


Dimensions: dimensions are in mm



Impedance/Phase Angle vs. Frequency

Tested under 1Vrms Oscillation Level

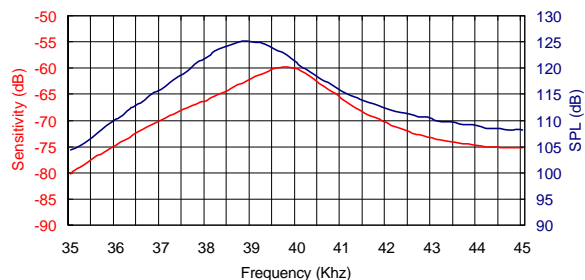


Specification

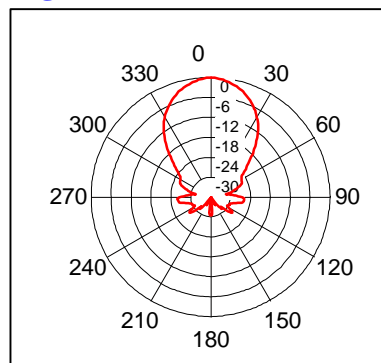
400PT160	Transceiver
Center Frequency	40.0±1.0Khz
Bandwidth (-6dB)	400PT160 2.0Khz
Transmitting Sound Pressure Level	117dB min.
at resonant frequency; 0dB re 0.0002μbar per 10Vrms at 30cm	
Receiving Sensitivity	-65dB min.
at resonant frequency 0dB = 1 volt/μbar	
Nominal Impedance (Ohm)	1000
Ringing (ms)	1.2 max.
Capacitance at 1Khz	±20% 2400 pF
Max. Driving Voltage (cont.)	20Vrms
Total Beam Angle	-6dB 55° typical
Operation Temperature	-30 to 80°C
Storage Temperature	-40 to 85°C

Sensitivity/Sound Pressure Level

Tested under 10Vrms @30cm



Beam Angle: Tested at 40.0Khz frequency



All specification taken typical at 25°C
Closer frequency tolerance, shorter ringing and wider bandwidth models can be supplied upon request.

Model available:

1	400PT160	Aluminum Housing
---	----------	------------------