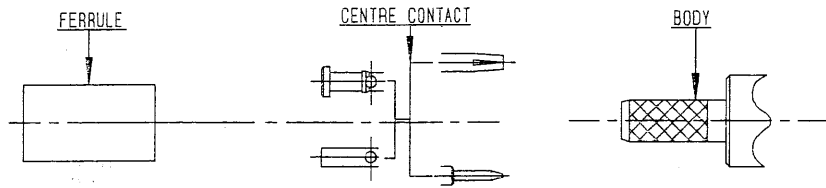
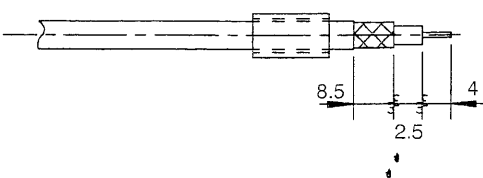


M 07



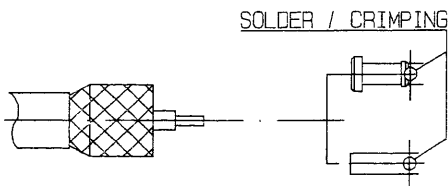
P/N	HEX. DIM. H	DIES INCLUDED	FERRULE	CENTER CONTACT
			MIL STANDARD R282 293 000 (M22520/5-01)+DIES	MIL STANDARD R282 293 000 (M22520/5-01)+DIES
R141 082 000 R141 083 000 R141 182 000 R141 183 000	1,73-5,4	R282 223 000	R282 235 011 (M22520/5-11)	R282 235 011 (M22520/5-11)
R142 184 000	1,73-6,48		R282 235 013 (M22520/5-13)	R282 235 013 (M22520/5-13)
R141 220 000 R141 237 000			R282 235 011 (M22520/5-11)	
R142 242 000			R282 235 013 (M22520/5-13)	
R141 292 000	1,73-5,4		R282 235 011 (M22520/5-11)	R282 235 011 (M22520/5-11)
R142 295 000	1,79-10,54		R282 231 000	R282 235 116 (Y116 DANIELS)
R141 308 000 R141 332 500	1,73-5,4		R282 223 000	R282 235 011 (M22520/5-11)
R142 085 000	1,73-6,48		R282 235 013 (M22520/5-13)	R282 235 013 (M22520/5-13)
R142 095 000				R282 235 011 (M22520/5-11)
R142 083 000	5.4		R282 223 000	R282 235 011 (M22520/5-11)

1



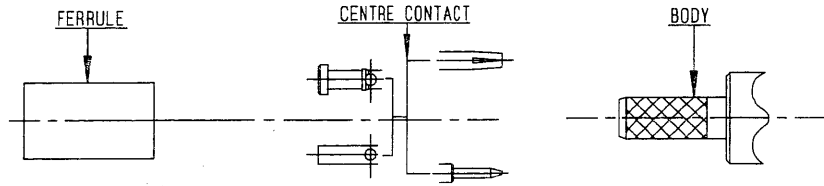
- 1.1 Slide onto the cable the ferrule
- 1.2 Strip the cable .

2



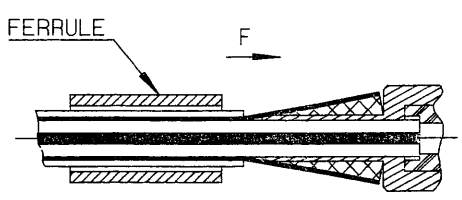
- 2.1 Fan the braid.
- 2.2 Slide on centre contact until it bottoms against cable dielectrique .
- 2.3 Crimp or solder the centre contact .

M 07 (flg)



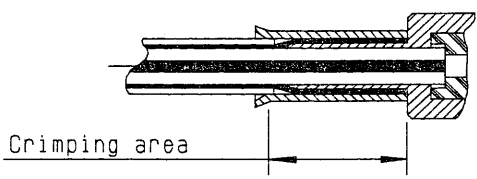
P/N	HEX. DIM. H	DIES INCLUDED	FERRULE	CENTER CONTACT
			MIL STANDARD R282 293 000 (M22520/5-01)+DIES	DIES INCLUDED MIL STANDARD R282 293 000 (M22520/5-01)+DIES
R141 082 000 R141 083 000 R141 182 000 R141 183 000	1,73-5,4	R282 223 000	R282 235 011 (M22520/5-11)	R282 235 011 (M22520/5-11)
R142 184 000	1,73-6,48		R282 235 013 (M22520/5-13)	R282 235 013 (M22520/5-13)
R141 220 000 R141 237 000			R282 235 011 (M22520/5-11)	R282 235 011 (M22520/5-11)
R142 242 000	R282 235 013 (M22520/5-13)		R282 235 013 (M22520/5-13)	
R141 292 000	1,73-5,4		R282 235 011 (M22520/5-11)	R282 235 011 (M22520/5-11)
R142 295 000	1,79-10,54		R282 231 000	R282 235 116 (Y116 DANIELS)
R141 308 000 R141 332 500	1,73-5,4		R282 223 000	R282 235 011 (M22520/5-11)
R142 085 000	1,73-6,48		R282 235 013 (M22520/5-13)	R282 235 013 (M22520/5-13)
R142 095 000			R282 235 011 (M22520/5-11)	R282 235 011 (M22520/5-11)
R142 083 000	5,4		R282 223 000	R282 235 011 (M22520/5-11)

3



- 3.1 Slide cable into the body until bottoms against insulator .
- 3.2 Slide ferrule over the braid .
(In direction F)

4



- 4.1 Crimp the ferrule.
- 4.2 Cut the excess of braid .