

## Emergency Stop Devices

# Cable (Rope) Pull Switches

## Lifeline Rope Tensioner System (LRTS)



### Description

The LRTS is a unique cable (rope) tensioning system which enables quicker installation of cable actuated systems. Other methods are traditionally time consuming and sometimes awkward to fit. Features of the system include:


1. Cable adjustment up to 300mm (11.8in) (150mm (5.9in) either side of tensioner)
2. Quick thread and grip of cable with cable grip
3. Cable tidy incorporated into the cable grips
4. Simple tensioning via the setting bolt with allen key.

Due to the appeal of quick installation and universal use, the LRTS can also be used for applications other than cable actuated emergency stop systems.

### Features

- Unique cable grip system
- Can be installed and commissioned in approximately 3 minutes
- Ease of installation, no specialist tools required
- Up to 300mm (11.8in) of cable adjustment
- Cable tidy incorporated into cable grips

### Typical Applications



### Specifications


Material	Tensioner	Glass filled nylon
	Cable gripper	Acetal, aluminium alloy, stainless steel
	Cable gripper gears	Stainless steel
	Cable	Cable to BS 302:1987, wire Ø4.0
	P. Bolt	Stainless steel
Colour	Tensioner	Yellow
	Cable gripper	Yellow/natural
	Cable	Red
	P. Bolt	Natural
Weight	Tensioner	140g (0.31lb)
	Cable gripper	80g (0.17lb)
Operating Temperature		-25°C to +80°C (13°F to 176°F)
Cable Diameter		4mm (0.15in)
Max. Cable Adjustment		300mm (11.8in)
Tensioner Holding Force		500N (112.5lb) max.
Gripper Holding Force		280N (63.0lb) max.
Protection		IP 30
Tensioner Adjustment		5mm A/F Allen key

### Four Steps to Install








Emergency Stop Devices  
**Cable (Rope) Pull Switches**  
 Lifeline Rope Tensioner System (LRTS)

**Product Selection**

Description		Catalogue Number
	Installation kit—5m	440E-A13079
	Installation kit—10m	440E-A13080
	Installation kit—15m	440E-A13081
	Installation kit—20m	440E-A13082
	Installation kit—30m	440E-A13083
	Installation kit—50m	440E-A13084
	Installation kit—75m	440E-A13085

**Accessories**

Description		Catalogue Number
	Tensioner and Allen wrench only	440E-A17105
	Gripper 2 pack	440E-A17107
	Gripper 20 pack	440E-A17106
	Tensioner, 2 Grippers and Allen wrench	440E-A17112
	2 Tensioners, 2 Grippers and Allen wrench	440E-A17140
	15m	440E-A17026
	30m	440E-A17027
	100m	440E-A17028
	125m	440E-A17129
	300m	440E-A17095
	500m	440E-A17032

**Approximate Dimensions—mm (inches)**

*Dimensions are not intended to be used for installation purposes.*

