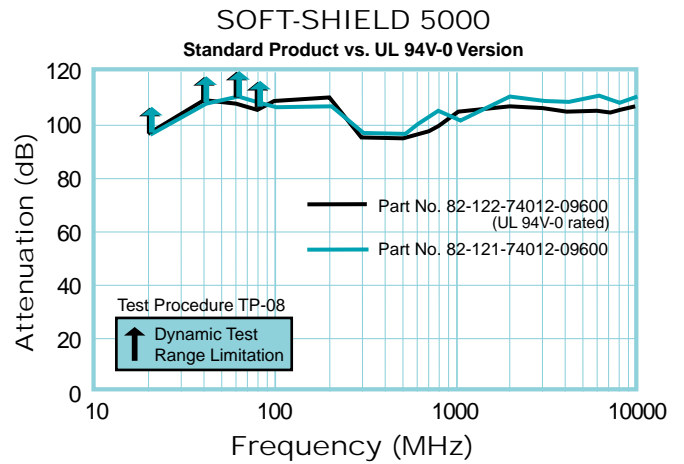



SOFT-SHIELD® 5000 Series Conductive Jacket over Foam EMI Gaskets



Property	Test Method	Typical Values
Shielding Effectiveness	CHO-TM-TP08	See graph above
Compression Set	ASTM D3574 (mod.)	<25%
Electrical Conductivity	CEPS-0002	0.1 ohm/sq. (max.)
Adhesive Peel Strength	ASTM D1000 (90° Bend)	4 lb/inch (0.7 N/mm) (min.)

DESCRIPTION

SOFT-SHIELD 5000 Series EMI gaskets are designed to meet the stringent shielding and mechanical performance requirements of today's commercial electronic enclosures, medical electronics, factory automation equipment, reprints and grounding applications.

SOFT-SHIELD 5000 Series EMI gaskets consist of an electrically conductive fabric jacket over a highly compressible foam core. The nickel-plated-silver woven nylon rip-stop jacket is self-terminating when cut. Chosen for its exceptional compressibility, the foam core typically requires less than 1 lb/in (0.175 N/mm) closure force, making it especially useful for thin-walled plastic enclosures.

Standard pressure-sensitive adhesive attachment tape (PSA) makes SOFT-SHIELD 5000 Series gaskets a user-friendly and cost-effective design solution.

FEATURES

- Typically requires <1 lb/inch (0.175 N/mm) closure force – 5 times lower than other gaskets
- >90 dB attenuation from 20 MHz to 10 GHz
- Asymmetrical profiles as well as "C", "V", "P", "D" shapes*
- Self-terminating fabric jacket
- No performance degradation after 10,000 compression cycles

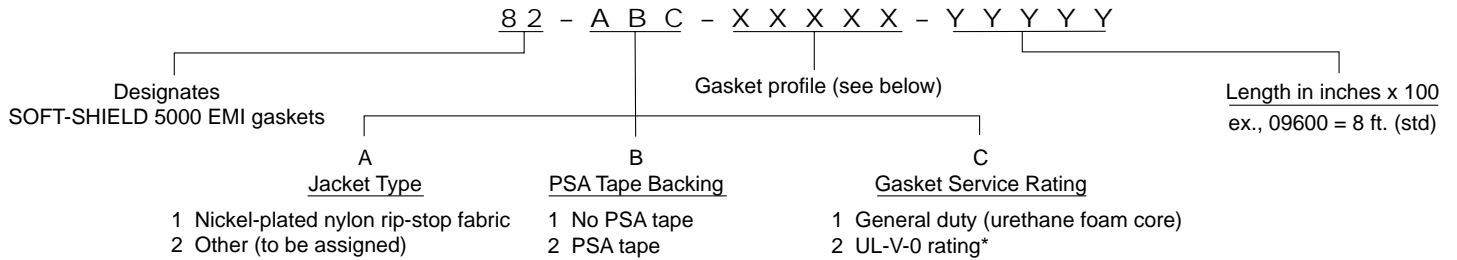
- Continuous lengths or kiss-cut parts on polyester film sheets
- UL 94V-0 rated versions available

BENEFITS

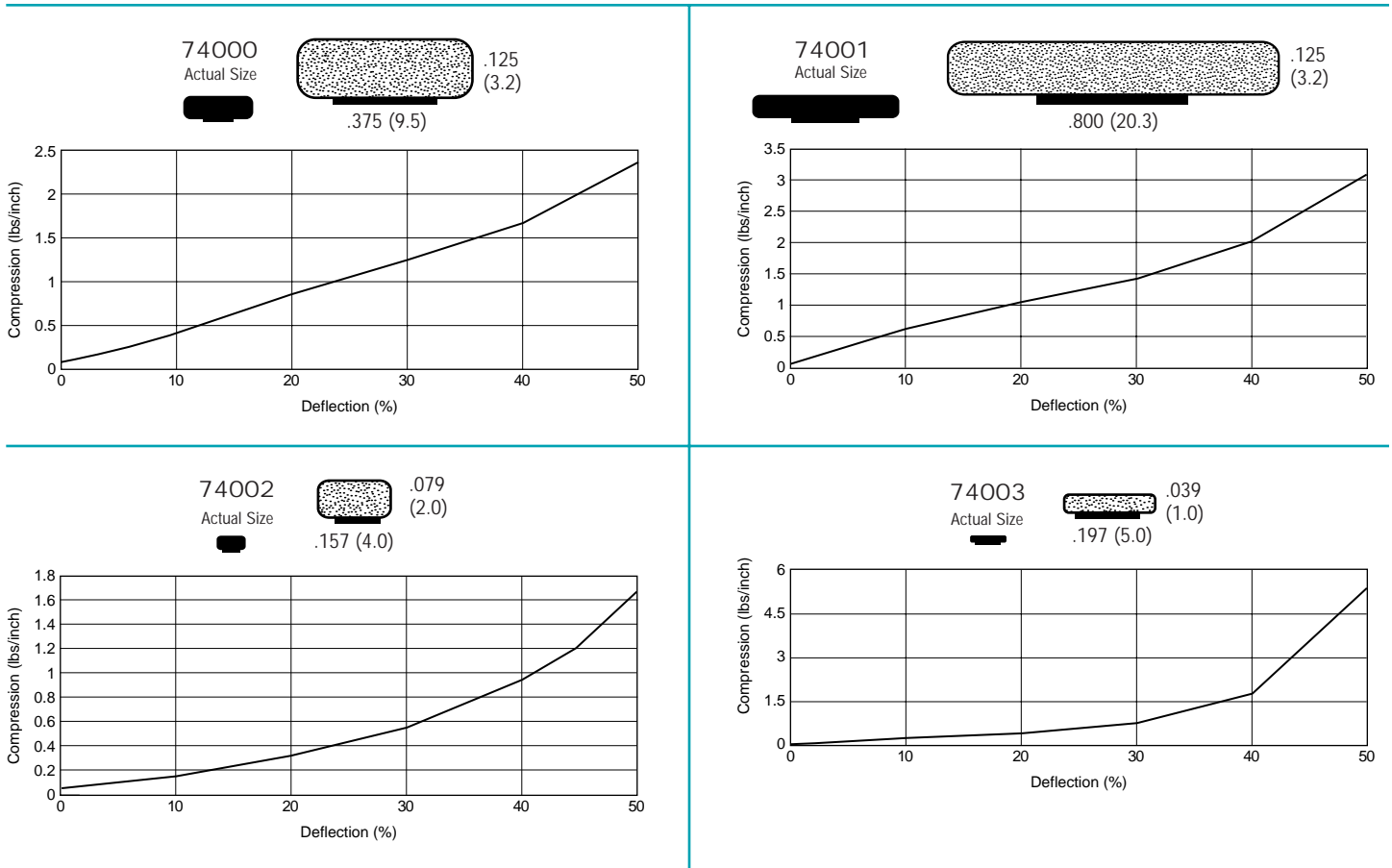
- Cost-effective
- Custom lengths available
- Alternative to BeCu fingerstock gaskets
- Pick and place installation available
- Technical application support
- Global distributor/fabricator network

*Call for availability

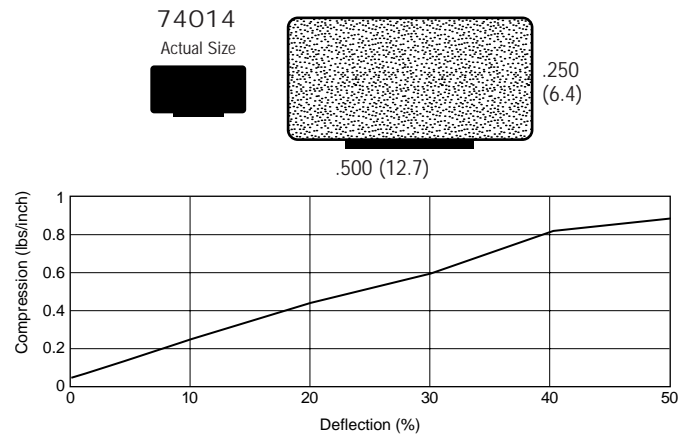
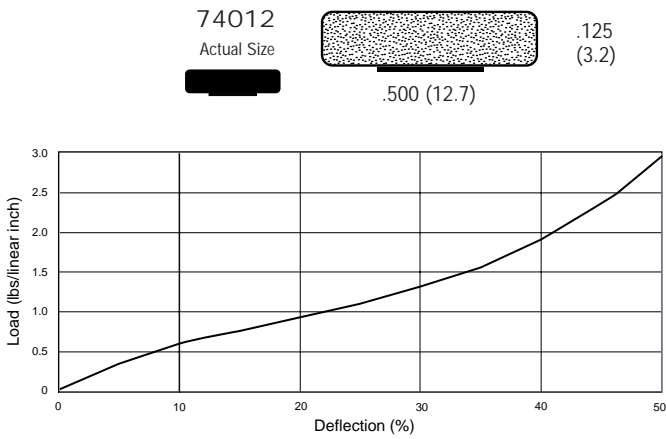
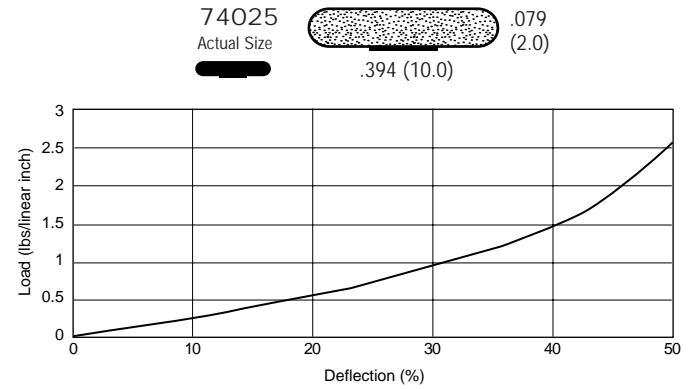
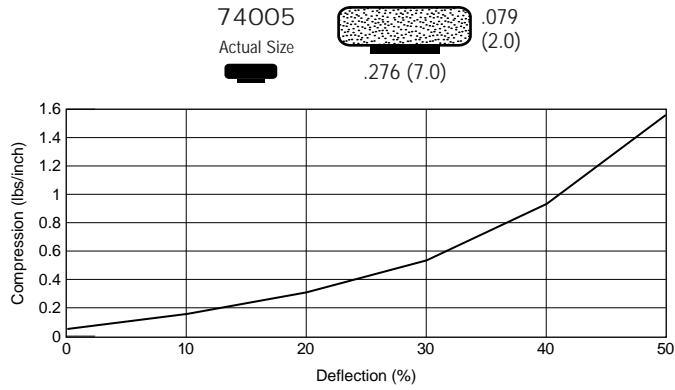
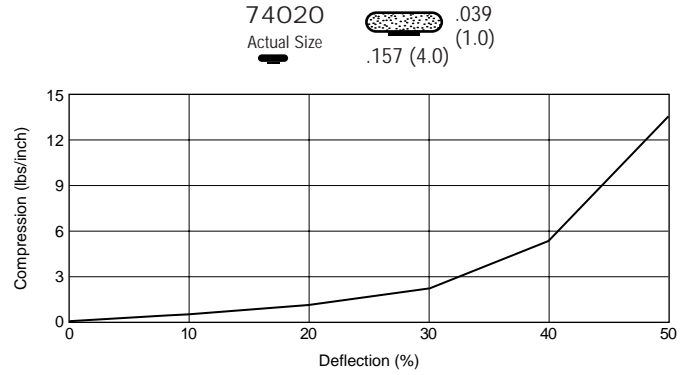
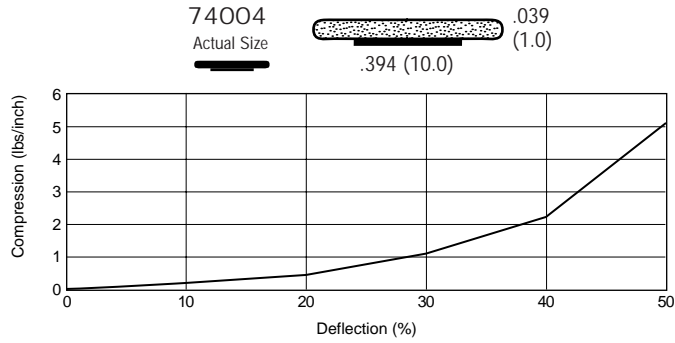
Use the following part number to order SOFT-SHIELD 5000 Series gaskets:



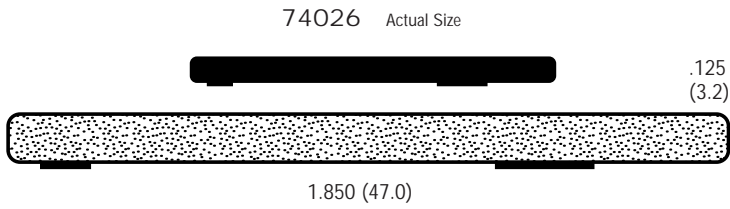
AVAILABLE PROFILES *dimensions in inches (mm)*



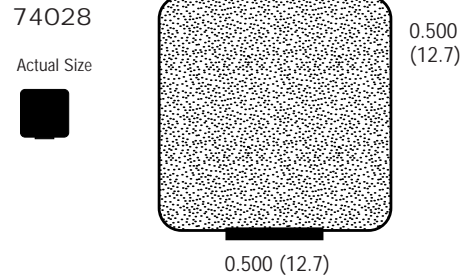
NOTE: Compression/deflection curves are typical. Dimensions shown do not include PSA (.005 typically). Actual size shown with PSA strip.



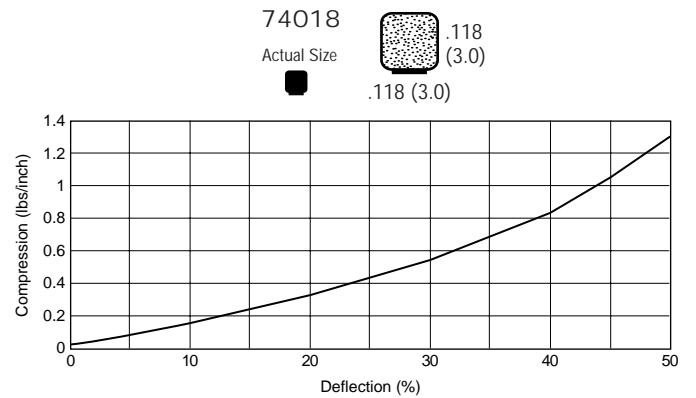
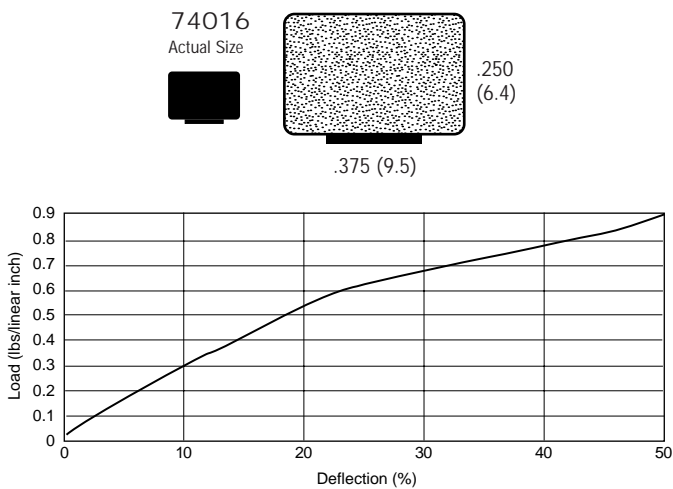
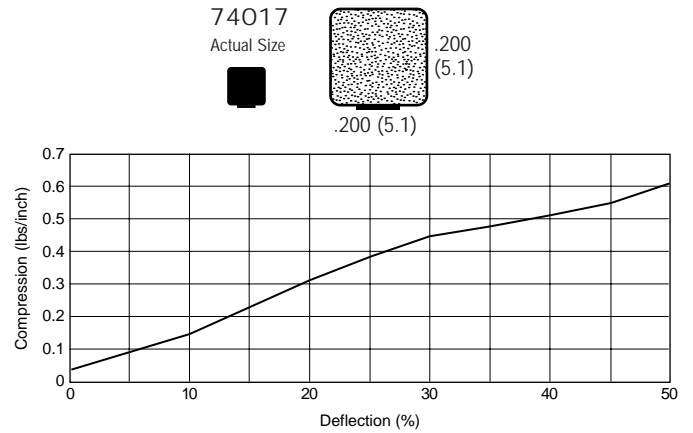
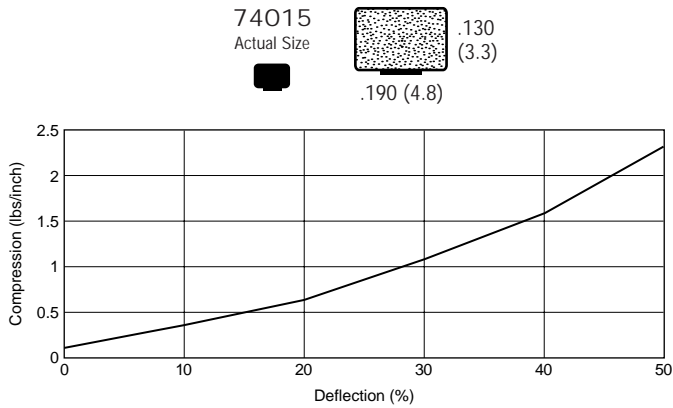
NOTE: Compression/deflection curves are typical. Dimensions shown do not include PSA (.005 typically). Actual size shown with PSA strip.



Contact Chomerics for
Compression/Deflection data.




Contact Chomerics for
Compression/Deflection data.



NOTE: Compression/deflection curves are typical. Dimensions shown do not include PSA (.005 typically). Actual size shown with PSA strip.

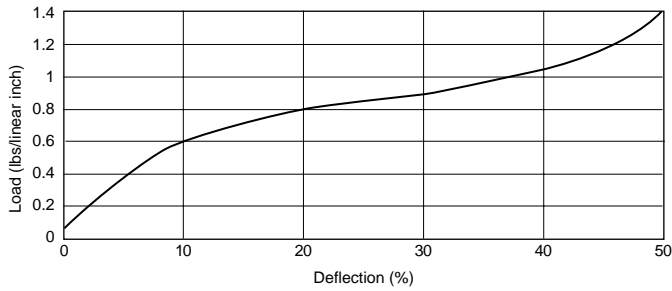
AVAILABLE PROFILES *dimensions in inches (mm) (continued)*

74023
Actual Size




.125
(3.2)

.250 (6.4)

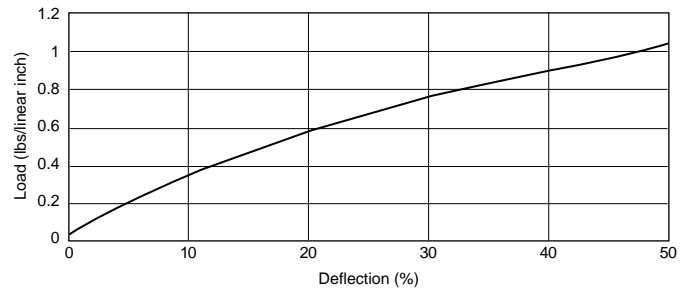


74024
Actual Size




.375
(9.5)

.375 (9.5)

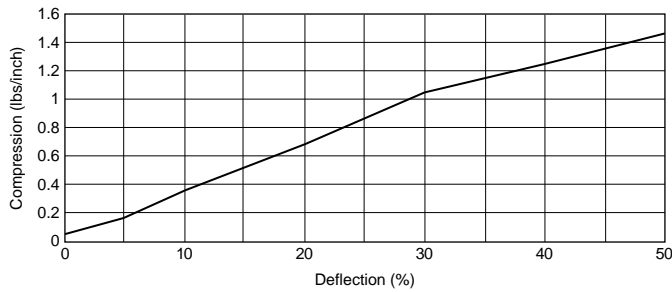


74021
Actual Size

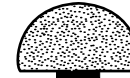


.375
(9.5)

.500 (12.7)

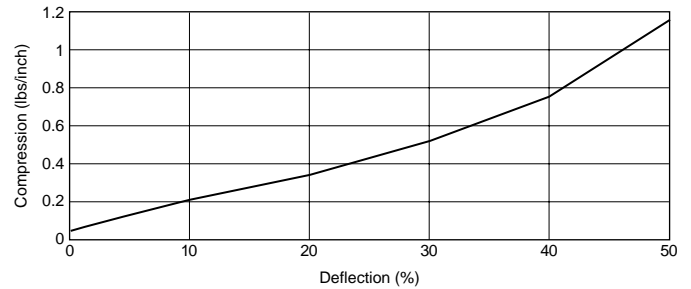


74006
Actual Size




.140
(3.6)

.250 (6.4)

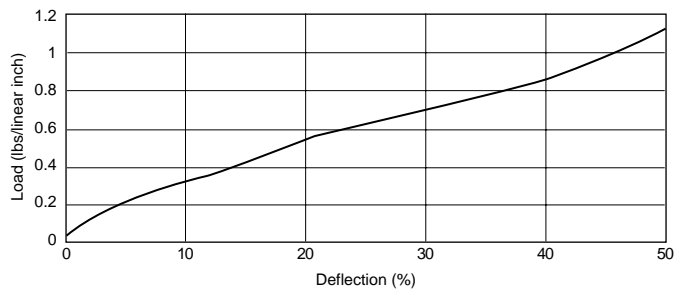


74022
Actual Size

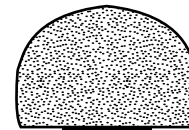


.236
(6.0)

.236 (6.0)

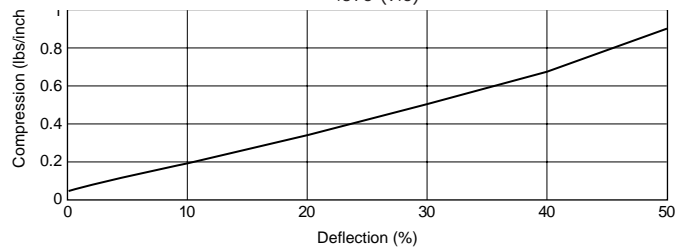


74011
Actual Size



.250
(6.4)

.375 (9.5)



NOTE: Compression/deflection curves are typical. Dimensions shown do not include PSA (.005 typically). Actual size shown with PSA strip.

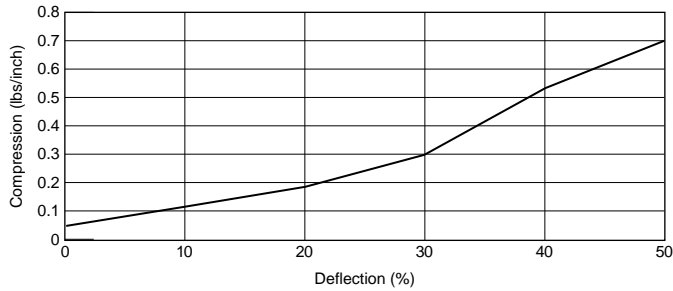
74013

Actual Size




.150 (3.8)

.120
(3.0)



74031

Actual Size




.150 (3.8)

.090
(2.3)

Contact Chomerics for Compression/Deflection data.

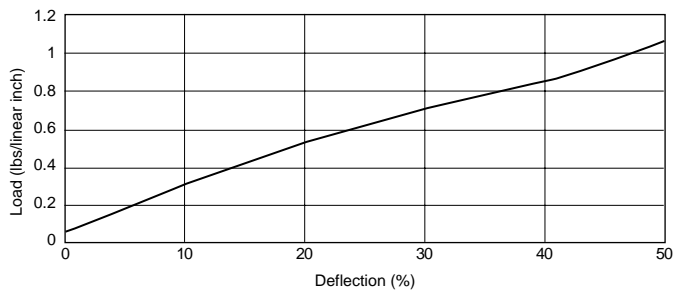
74029

Actual Size



.500 (12.7)

.375
(9.5)

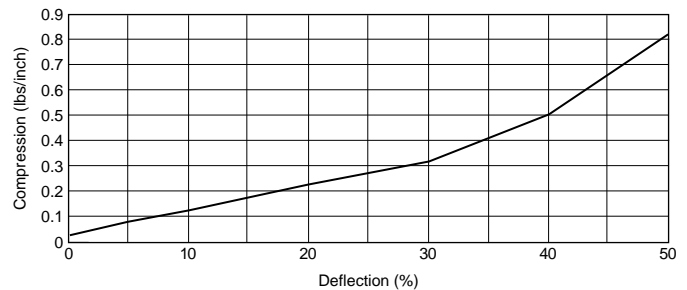


74019

Actual Size




.090 (2.3)



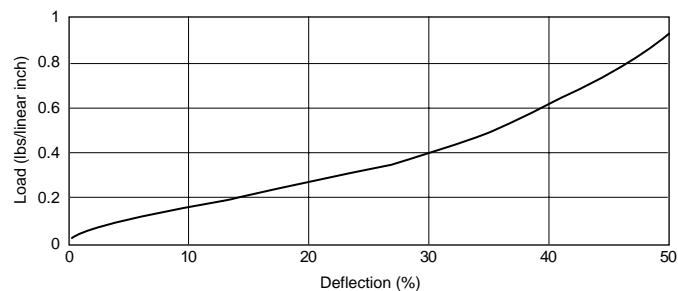
74030

Actual Size



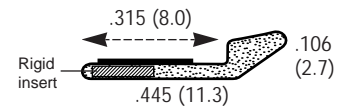
.236 (6.0)

.157
(3.99)



74007 *

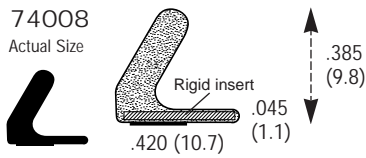
Actual Size



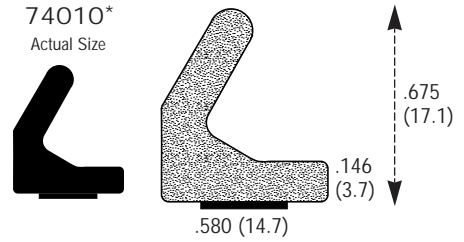
**Call for availability. Contact Chomerics for Compression/Deflection data.*

NOTE: Compression/deflection curves are typical. Dimensions shown do not include PSA (.005 typically). Actual size shown with PSA strip.

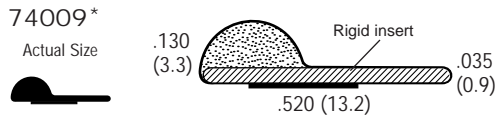
AVAILABLE PROFILES *dimensions in inches (mm)* (continued)



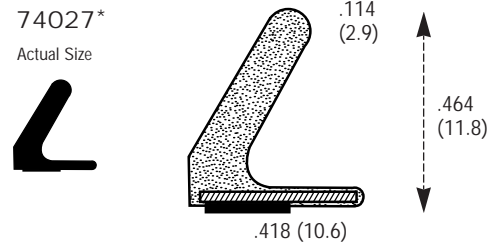
Contact Chomerics for
Compression/Deflection data.



*Call for availability. Contact Chomerics
for Compression/Deflection data.



*Call for availability. Contact Chomerics
for Compression/Deflection data.



*Call for availability. Contact Chomerics
for Compression/Deflection data.

NOTE: Compression/deflection curves are typical. Dimensions shown do not include PSA (.005 typically). Actual size shown with PSA strip.

TYPICAL CROSS SECTION TOLERANCES:

- ±.010 in. (0.254 mm) for all dimensions up to .040 in. (1.02 mm);
 - ±.020 in. (.508 mm) for all dimensions above .040 in. (1.02 mm).
- Detailed part drawings are available on request.

TYPICAL LENGTH TOLERANCES:

- 0.10 in. to 18.00 in. (2.54 to 457.2 mm) ± 0.060 in. (1.52 mm)
- 18.10 in. to 42.00 in. (46 to 106.7 cm) ± 0.075 in. (1.91 mm)
- 42.10 in. to 96.0 in. (107 to 243.6 cm) ± 0.090 in. (2.29 mm)

TYPICAL KISS-CUT TOLERANCES:

- 0.04 in. to 0.12 in. (1.02 to 3.05 mm) ± 0.015 in. (0.38 mm)
- 0.121 in. to 0.40 in. (3.07 to 10.16 mm) ± 0.035 in. (0.89 mm)

Inquiries are invited concerning other cross sections and sizes.