



MicroFlowSens Amplifier Module

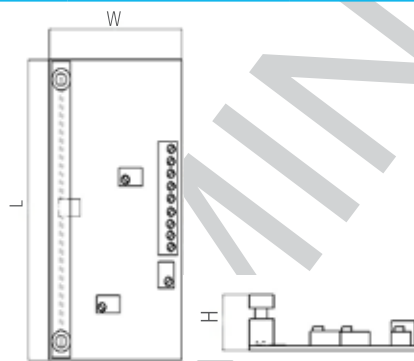
Thermal Mass Flow Sensor

Optimal for demonstration and evaluation of the MFS02

Benefits & Characteristics

- Single supply 12 V_{DC}
- Separate temperature sensor on chip
- Interfacing with screw termination block
- Flow channel and pneumatic connectors mounted
- Monitoring for internal supply, offset and heater voltages at termination block
- Adjustment with three trimming potentiometers (gain, offset, heater voltage)

Illustration¹⁾




1) For actual size, see dimensions

Technical Data

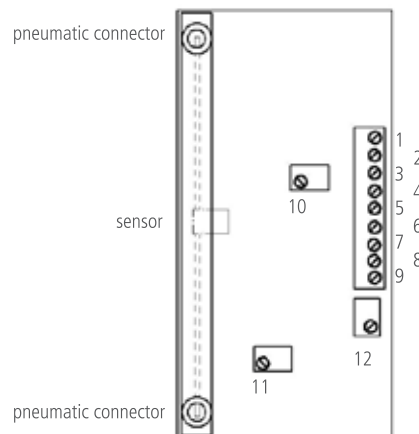
Dimensions (L x W x H in mm):	70 x 35 x 30
Operating measuring range:	≥ 0 m/s to 2 m/s (0 ml/min to 240 ml/min)
Integrated sensor:	MFS02
Temperature sensor:	Pt RTD similar to Pt1000 (passive - directly wired to output)
Voltage range (heater):	2 V _{DC} to 5 V _{DC}
Current consumption:	< 50 mA
Supply voltage:	12 V _{DC} external supply (no reverse polarity protection)
Output signal range (flow):	-1.8 V _{DC} to 12 V _{DC} (not linearized), adjustable with trimming potentiometer
Gain:	23 to 10000, adjustable with trimming potentiometer
Analog output load:	R _L ≥ 25 kΩ (output short circuit protected)
Heater power:	approx. 6.6 mW at 2 V heater voltage, 14.9 mW at 3 V heater voltage approx. 26.4 mW at 4 V heater voltage, 41.3 mW at 5 V heater voltage
Channel cross section:	2 mm ²
Mounting:	2 x M3 screw
Operating mode:	full bridge mode



Product Photo



Pin Assignment



1	2	3	4	5	6
$V_{CC} = 12 V_{DC}$	GND	V_{out_diff} [-1.8 V_{DC} to 12 V_{DC}]	temperature sensor PT1000	temperature sensor PT1000	5.5 V_{DC} out
7	8	9	10	11	12
-5 V_{DC} out	Heater voltage output [0 V_{DC} to 5.7 V_{DC}]	Offset voltage output [-1.8 V_{DC} to 5.7 V_{DC}]	R_1 (gain)	R_4 (offset)	R_5 (heater)

Order Information

Description:	Item number:	Former main reference:
IST_A05_Flowmodul mit MFS02	104955	350.00097



Additional Electronics

Description:	Item number:	Former main reference:
MFS02	103743	050.00263
MFS02.PSTD.0	103745	050.00266
MFS02.PEXP.0	103746	050.00267



Innovative Sensor Technology IST AG, Stegrütistrasse 14, 9642 Ebnat-Kappel, Switzerland
Phone: +41 71 992 01 00 | Fax: +41 71 992 01 99 | Email: info@ist-ag.com | www.ist-ag.com

All mechanical dimensions are valid at 25 °C ambient temperature, if not differently indicated • All data except the mechanical dimensions only have information purposes and are not to be understood as assured characteristics • Technical changes without previous announcement as well as mistakes reserved • The information on this data sheet was examined carefully and will be accepted as correct; No liability in case of mistakes • Load with extreme values during a longer period can affect the reliability • The material contained herein may not be reproduced, adapted, merged, translated, stored, or used without the prior written consent of the copyright owner • Typing errors and mistakes reserved • Product specifications are subject to change without notice • All rights reserved