

Product / Process Change Notification (PCN)

- Major change
 Minor change

<p>PCN #: PCN_IndCMB_20201228</p> <p>Affected Series: WE-CMB-Series 744821xxx 744822xxx 744823xxx 744824xxx 744825xxx</p> <p>PCN Date: September 28, 2020</p> <p>Effective Date: December 28, 2020</p>	<p>Change Category:</p> <p><input type="checkbox"/> Equipment / Location <input checked="" type="checkbox"/> General Data <input checked="" type="checkbox"/> Material <input checked="" type="checkbox"/> Process <input type="checkbox"/> Product Design <input type="checkbox"/> Shipping / Packaging <input type="checkbox"/> Supplier <input type="checkbox"/> Software</p>
<p>Contact: Product Management</p> <p>Phone: +49 (0) 7942 - 945 5001</p> <p>Fax: +49 (0) 7942 - 945 5179</p> <p>E-Mail: pcn.eisos@we-online.com</p>	<p>Data Sheet Change:</p> <p><input checked="" type="checkbox"/> Yes <input type="checkbox"/> No</p> <p>Attachment:</p> <p><input type="checkbox"/> Yes <input checked="" type="checkbox"/> No</p>

DESCRIPTION AND PURPOSE OF CHANGE:

To improve the processability, Würth Elektronik will change the current tooling for the spacer.
 All products with date code 2020-12-28 or later, will be affected by this change.
 There will be no change in function, quality or reliability of the product.

DETAIL OF CHANGE:

To assure assembling processability, Würth Elektronik will change the spacer thickness from currently 2 mm to 3 mm. For detailed information, refer to drawings on next page. As example the spacer drawing for CMB Series 744821xxx.

Due to this change, some dimensions will be increased according **table 3**.

Exception:

For some articles it was not possible to implement this change as the winding distance between both windings is insufficient. In this case we will implement new spacer based on FR4- Material, with material thickness 2,5 mm and UL-File number E123995. We also will add 4 glue dots on the spacer to achieve the 3 mm minimal creepage distance between windings. Affected articles are listed on **table 1** and shown under **picture 1**.

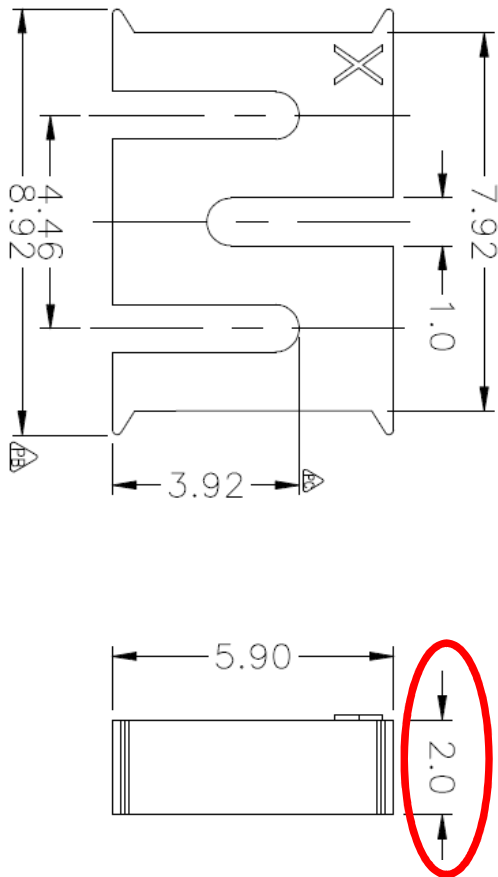
Alternative:

As an alternative to those articles we created new articles with 3mm new spacer and same rated inductance but with lower rated current and higher DC resistance. The **table 2** shows the alternative articles accordingly.

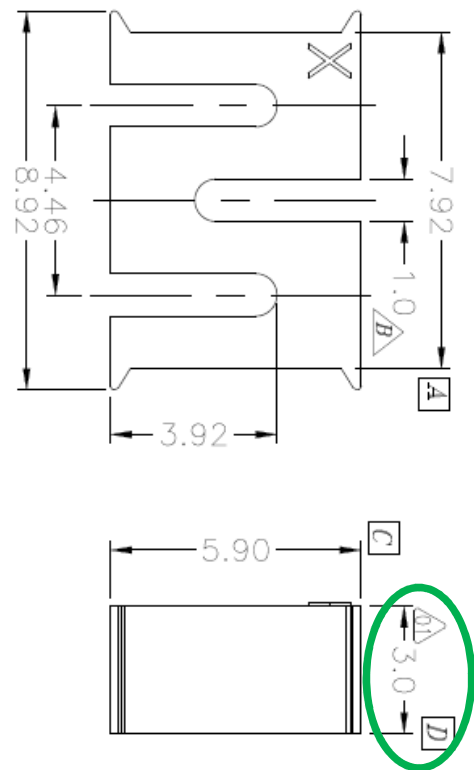
Würth Elektronik eiSos GmbH & Co. KG
 EMC & Inductive Solutions
 Max-Eyth-Straße 1 · 74638 Waldenburg · Germany
 Tel. +49 (0) 79 42 945-0 · Fax +49 (0) 79 42 945-400
 eiSos@we-online.de · www.we-online.de



Before change




After change



Spacer drawing for CMB Series 744821xxx

Table 1

Article	744824101	744825510
Spacer thickness before change [mm]	2,0	2,0
Spacer thickness after change [mm]	2,5	2,5
Spacer Material before change	A3X2G5	A3X2G5
Spacer Material after change	FR-4.0	FR-4.0
Rated inductance [mH]	1,0	10,0
Rated Current [A]	10,0	5,0
DC Resistance [mΩ]	7,0	55,0



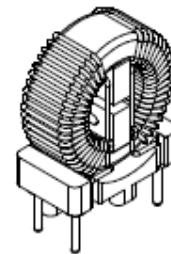
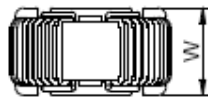
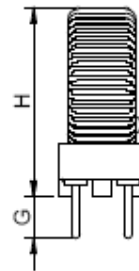
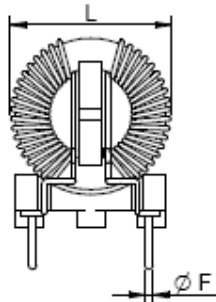
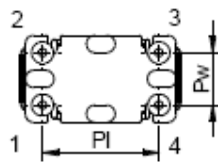
Picture 1

Table 2

New article	Alternative to article	Rated Inductance [mH]	Rated Current [A]	DC Resistance [mΩ]
744824801	744824101	1,0	7,5	8,0
744825410	744825510	10,0	4,5	70,0

Table 3

Article	Dimension "L" before change [mm]	Dimension "L" after change [mm]	Dimension "W" before change [mm]	Dimension "W" after change [mm]
744821240	15,8	15,8	7,8	8,0
744821110	15,0	15,5	7,5	8,0



RELIABILITY / QUALIFICATION SUMMARY:

Product approval is according to the specification and is internally released by the Product Management Department.