

512 SERIES

PACK QUANTITY = 10 PIECES

- Robust bright nickel plated brass housing
- Sealed to IP67
- Flying lead terminations available
- Suitable for high vibration applications
- Internal reverse protection diode fitted as standard in all voltage models.

SPECIFICATION

Ordering Information & Typical Technical Characteristics (Ta = 25°C)

Mean Time Between Failure = 100,000 Hours. Luminous intensity figures refer to the unmodified discrete LED.

PART NUMBER	COLOUR	LENS	VOLTAGE DC (Vdc) Vopr	CURRENT DC (mA) Iopr	LUMINOUS INTENSITY Iv@20mA (mcd)	WAVE LENGTH λp (nm)	OPERATING TEMP Topr	STORAGE TEMP Tstg		
HIGH INTENSITY										
512-501-21	Red		Smoked	12	19	11000	643	-40 ~ +95^	-40 ~ +100	Yes
512-521-21	Yellow		Smoked	12	19	16000	591	-40 ~ +95^	-40 ~ +100	Yes
512-532-21	Green		Smoked	12	20	23000	527	-40 ~ +95^	-40 ~ +100	Yes
512-930-21	Blue		Smoked	12	20	7000	470	-40 ~ +95^	-40 ~ +100	Yes
512-997-21	Cool White		Smoked	12	20	14000	*	-40 ~ +95^	-40 ~ +100	Yes
512-501-23	Red		Smoked	24-28	20	11000	624	-40 ~ +95^	-40 ~ +100	Yes
512-521-23	Yellow		Smoked	24-28	20	16000	591	-40 ~ +95^	-40 ~ +100	Yes
512-532-23	Green		Smoked	24-28	20	23000	527	-40 ~ +95^	-40 ~ +100	Yes
512-930-23	Blue		Smoked	24-28	20	7000	470	-40 ~ +95^	-40 ~ +100	Yes
512-997-23	Cool White		Smoked	24-28	20	14000	*	-40 ~ +95^	-40 ~ +100	Yes
UNITS			Vdc	mA	mcd	nm	°C	°C		

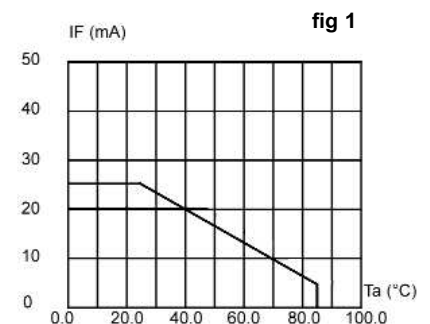


Other voltages AC/DC available. Please contact our Technical Sales.

* = Typical emission colour: cool white x=0.31, y=0.32

Intensities (Iv) and colour shades of white (x,y co-ordinates) may vary between LEDs within a batch.

^ = Products must be derated when used above 40°C - Refer to fig 1.



Max forward DC current vs ambient temperature (Tjmax=105°C)

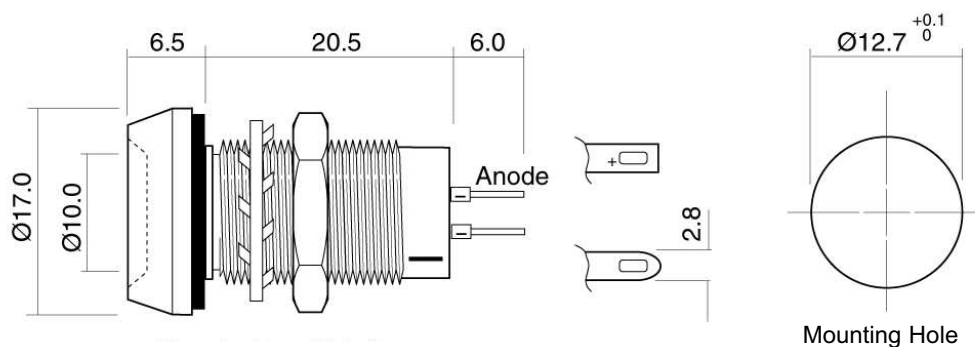
How to Order:

website: www.marl.co.uk • email: sales@marl.co.uk •

• Telephone +44 (0)1229 582430 • Fax: +44 (0)1229 585155

The information contained in this datasheet does not constitute part of any order or contract and should not be regarded as a representation relating to either products or service. Marl International reserve the right to alter without notice the specification or any conditions of supply for products or service.

512 Series



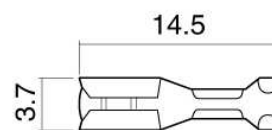
Dimensions in mm (Typical)
Not to scale

Anode termination indicated by red sleeve
Mounting hole to be clean and burr free

MATERIALS

Body	Brass to BS 2874 CZ121 Nickel plated to BS 1224
Nut	Brass to BS 2874 CZ121 nickel plated to BS 1224
Panel Seal	Viton
Termination	Brass to BS 2874 CZ108 Copper flash undercoat with silver flash finish
Lock Washer	Zinc plated steel
Fresnel lens	Polycarbonate
Encapsulation	PC5430 resin

PUSH-ON CONNECTORS



925-000-00 is brass tin plated.
For use with 512 series lamps.

Dimensions in mm (Typical)
Not to scale

TECHNICAL CHARACTERISTICS

SERIES	MAXIMUM POWER DISSIPATION	MAXIMUM REVERSE VOLTAGE	PANEL CUTOUT	NUT MOUNTING TORQUE	MINIMUM MOUNTING CENTRES	MIN/MAX. PANEL THICKNESS
512	1000	1000	12.7	1.0	x,y=19.5	1.5-8.0
	mw	Vdc	mm	Nm	mm	mm

OPTIONAL FLYING LEAD TERMINATIONS

ORDER CODE SUFFIX	SUPPLY VOLTAGE	WIRE COLOUR	WIRE LENGTH	NO/DIAMETER OF CONDUCTORS	DIAMETER OVER INSULATION	COMMENTS
15	DC Products	Red-anode / Black-cathode	150mm	19/0.15mm	1.2mm	Customised lengths available
15	AC Products	Brown-live / Blue-neutral	150mm			
19	DC Products	Red-anode / Black-cathode	1000mm			
19	AC Products	Brown-live / Blue-neutral	1000mm			

website: www.marl.co.uk • email: sales@marl.co.uk •

• Telephone +44 (0)1229 582430 • Fax: +44 (0)1229 585155

The information contained in this datasheet does not constitute part of any order or contract and should not be regarded as a representation relating to either products or service. Marl International reserve the right to alter without notice the specification or any conditions of supply for products or service.



BS EN ISO 9001:2000
Approved Manufacturer