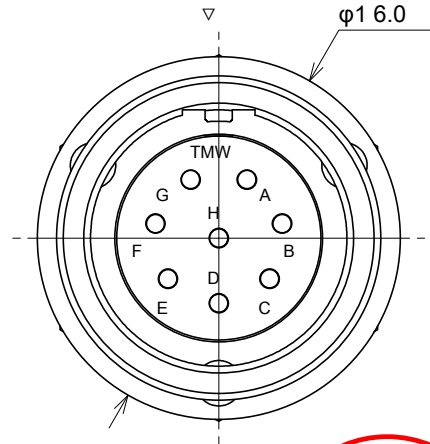
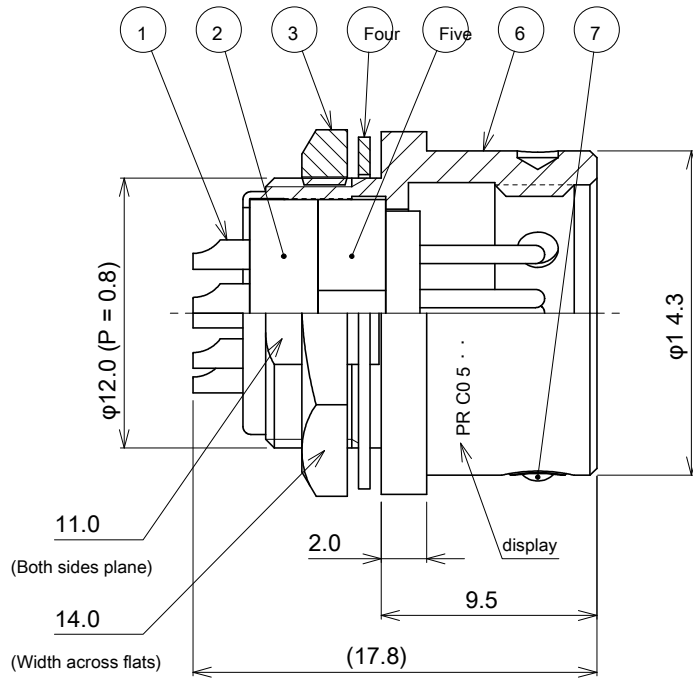


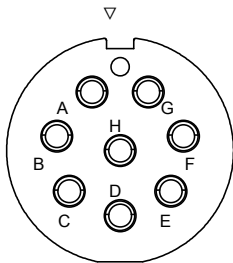
Date revision	symbol	Kai	Revised	Record	Thing	Revised No.	Design	Review	Approval
2015. 7.24		New number				GK2013-000-66	Fukuda	Kobayashi	



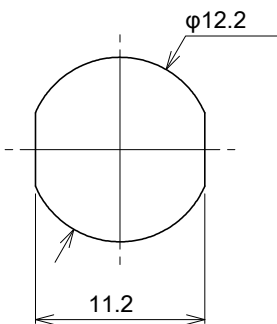
Reference diagram
'18.11.26
Engineering Department

Soldering side Seen more

Contact symbol (3/1)



Mounting hole reference dimensions (2/1)



■ Finish Mr

1. 1.Male Noh

Electric pressure resistance: AC700V, 1 minute

Insulation resistance: DC500V, 1000MΩ or more

Contact resistance: 1A or less, 8mΩ or less

2. 2. Samadhi Case

Den Pressure: AC200V (DC280V)

Den Flow: 2A

3. 3. Wire connection hole diameter: φ1.0 mm

4. Wire connection method: Soldering

5. Maximum mounting panel thickness: 2.0 mm

6. Recommended tightening torque when mounting the panel: 1.6 N · m

(It is recommended to apply a screw lock agent when tightening the hexagon nut)

7. table Show: PRC05 ... TMW

Note

The ▽ mark in the figure indicates the connector guide position.

7	Steel ball	Steel	Chrome plating 3
6	shell	Brass	Nickel plating 1
Five	M type front insulator	PPS resin-1	
Four	Washer	Brass	Nickel plating 1
3	Hexagon nut	Brass	Nickel plating 1
2	M type rear insulator	PPS resin-1	
1	# 22 S pin contact	Brass	Nickel base gold plating 8

Sign part Goods Name Name material Quality Physical quantity equipment Consideration

2015. 7.24	G K2 013-000-66
From date	line Record Thing
1	3/1 mm
Edition	Shaku Degree Rank

No.	Design and technical inspection	Approval name
three		
Horn		
Law		

EPRC05-R8M	
Figure number	1