



197 Series High Frequency Reactors

197AA20

Features:

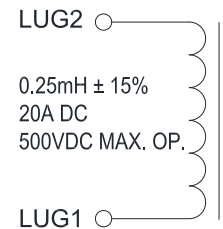
- High permeability core ideal for applications <50Khz
- High self-resonant frequency values
- Rugged construction with aluminum base and stainless steel band
- Open-style terminal for maximum versatility
- Weight: 2.5 lbs.



ELECTRICAL SPECIFICATIONS

Characteristic	Typical
Inductance with bias	0.250mH ±15% @ 20ADC
Operating Frequency	60Hz – 10KHz
Self-Resonant Frequency	1185.3 KHz
Impedance @ SRF	6.28K Ohms
Ripple Current	20% peak-to-peak
DCR	14mΩ ±15% @20°C
Dielectric Strength	2500V RMS
Temperature Range	-40 To 105°C
Core material	Carbonyl Iron Powder

SCHEMATIC

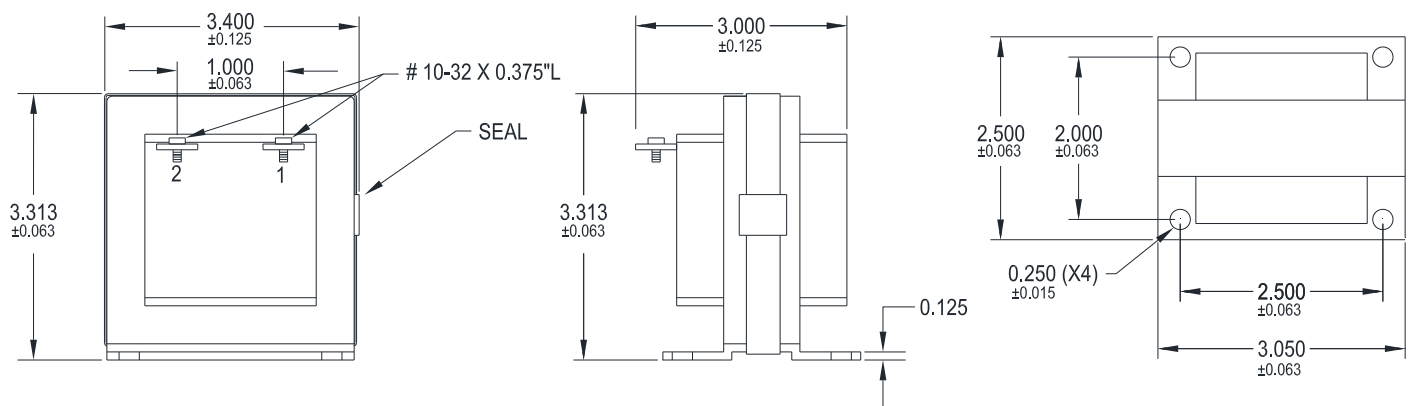


**INDUCTOR
197AA20**

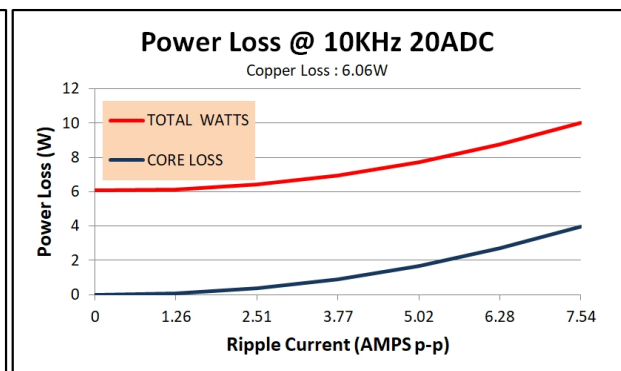
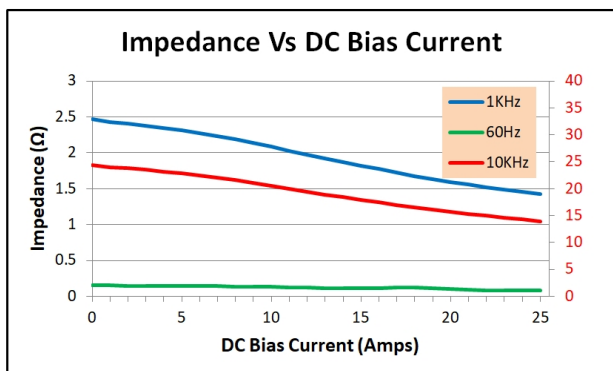
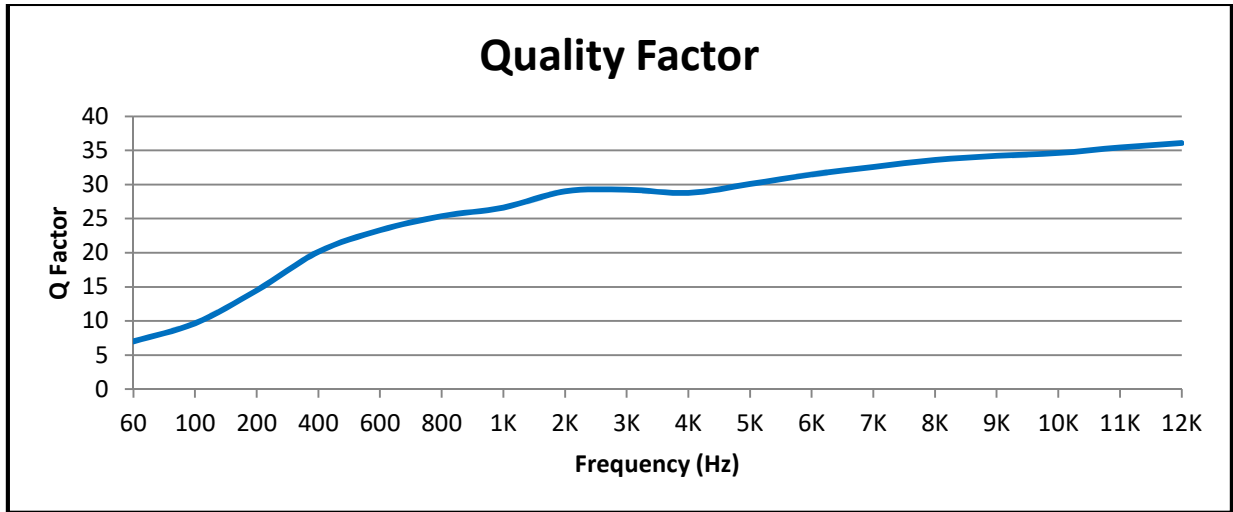
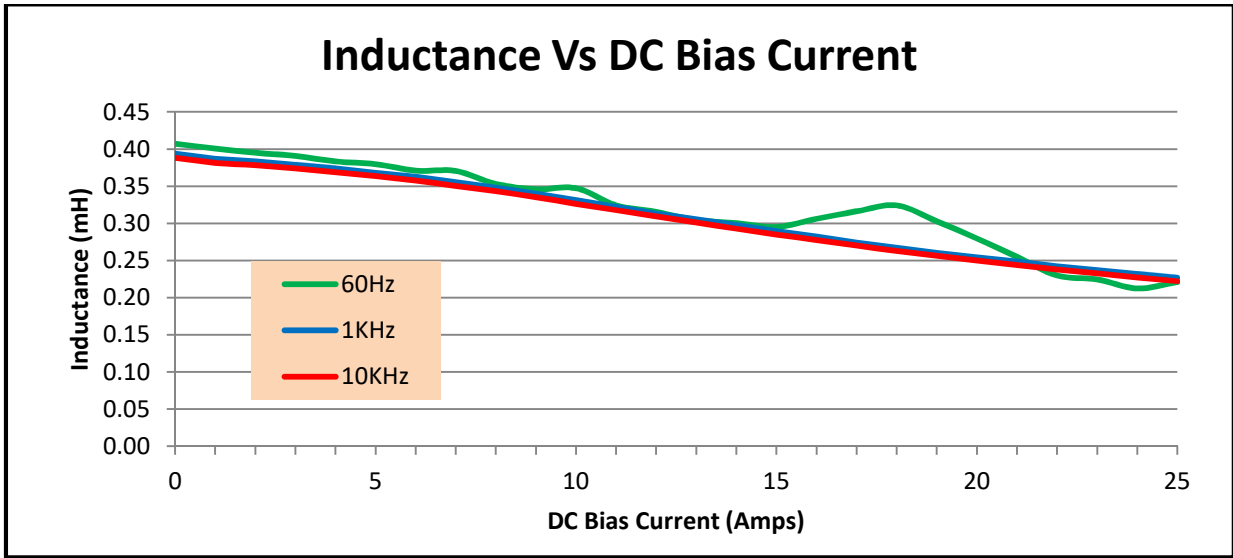
0.250mH ±15%, 20A DC
 60Hz to 10kHz @ 10% ADC

DATE CODE
MADE IN CANADA

DIMENSIONAL DETAILS:



PERFORMANCE GRAPHS:



MEASUREMENT INSTRUMENTS	TEST & DIMENSIONAL CONDITIONS
<ul style="list-style-type: none"> ▪ Voltech DC1000A Precision DC Bias Current Source ▪ Wayne Kerr 3255B with a 3265B Inductance Analyzer ▪ Agilent E4980A Precision LCR Meter ▪ HP 4192A LF Impedance Analyzer ▪ Keithley 2010 DVM 	<ol style="list-style-type: none"> 1. Performance graphs @1.0 volt AC drive. 2. Power loss computation from core manufacturer's data. 3. The results are typical and are subject to normal manufacturing and electrical tolerances.