

Labgear

HDS5K

4k 5 Way HDMI Switch

User Guide



18.0
Gbps

4K
@60Hz

4:4:4
lossless

V2.0
HDMI™

V2.2
HDCP

General Safety

- This product is for indoor use only, do not expose to rain, moisture, very high and low temperatures, strong magnetic fields and dusty environments
- Disconnect power to the units before cleaning. Do not use abrasives or solvents to clean the surface of the unit, wipe with a clean soft cloth
- Do not disassemble any of the units in this kit they contain no user serviceable parts. Refer servicing to qualified personnel only.
- Install the unit in a location with adequate ventilation.

Introduction

The Labgear 5 way switch is designed to connect up to 5 HDMI sources to your HDMI display and switch to any one of them instantly using the press button switch on the unit or the remote control supplied.

Supports video resolutions up to 4K2K@50/60Hz YCbCr 4:4:4.

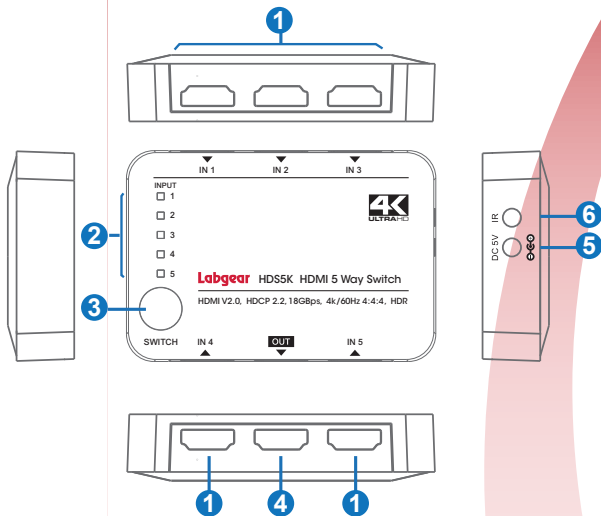
The product also supports HDR, HDR10, Dolby Vision, HLG and all 3D video formats.

Box contents

- 1x HDMI 5 to 1 Switch
- 1x IR Receiver Cable
- 1x 5V USB Power Cable
- 1x Remote Control
- 1x User Guide




Features and functions



	Feature	Function
1	HDMI INPUT (1/2/3/4/5)	Connect to HDMI source devices such as DVD players or games consoles with HDMI cables.
2	INPUT LEDs 1/2/3/4/5	The corresponding LED will illuminate when the HDMI input port connects an active source
3	SWITCH button	Press this button to switch HDMI source signal for the HDMI OUTPUT.
4	HDMI	Connect to one HDMI display device such as HDTV or Monitor with an HDMI cable.
5	DC 5V	DC 5V power input
6	IR IN	Connect IR Receiver cable to receive the remote control signal.

Remote Control



IN1 /IN2/IN3/IN4/IN5:

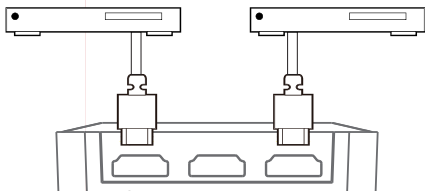
Press IN1/IN2/IN3/IN4/IN5 button to switch HDMI source signal to output display, and the corresponding LED will illuminate



Press this button to cycle through the input sources to connect them to the output display.

Connections

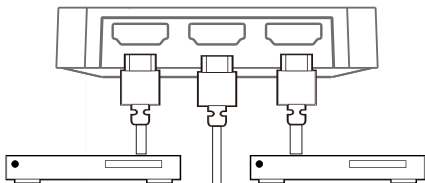
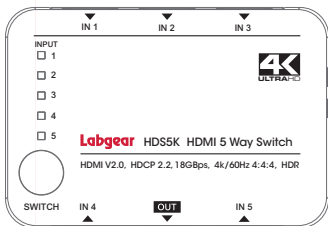
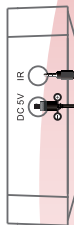
DVD, Blu-ray Player or Gaming Console



IR Receiver



USB Power
Cable



TV

Press the SWITCH button or use the IR remote control to change the HDMI source device

Specifications

Technical	
HDCP Compliance	HDCP 2.2/1.x
Video Bandwidth	18Gbps
Video Resolution	Up to 4k2k@60Hz
Color Depth	8-bit (4K60Hz)
Color Space	RGB, YCbCr 4:4:4 / 4:2:2, YUV 4:4:4
HDMI Audio Formats	PCM 2.0/5.1/7.1CH, Dolby 5.1, DTS 5.1, Dolby True HD, DTS-HD Master Audio
ESD Protection	Human body model - \pm (Air-gap discharge) & ± 4 kV (Contact discharge)
Connection	
Input Ports	5x HDMI Type A (19-pin female) 1x I R IN (3.5mm Stereo Mini-jack)
Output Ports	1x HDMI Type A (19-pin female)
Mechanical	
Housing	Plastic Enclosure
Dimensions	87mm (W) x 59.5mm (D) x 19mm (H)
Weight	60g
Power Supply	Input: 5V/1A
Power Consumption	1.5W
Operation Temperature	0°C ~ 40°C / 32°F ~ 104°F
Storage Temperature	-20°C ~ 60°C / -4°F ~ 140°F
Relative Humidity	20~90% RH (non-condensing)

HDMI Cable Quality

To ensure optimum results we recommend the use of HDMI V2.0 compliant cables for connecting the input and outputs to the AV source and the HDMI displays.

For further information or any queries
please contact

Technical Support:
www.labgear.co.uk/support



Waste electrical and electronic products should not be disposed of with household waste. Please recycle where facilities exist. Check with your Local Authority for recycling advice.



Distributor in the UK: Labgear, Kingfisher Wharf, London Road, Bedford, MK45 2HP, UK.

Distributor in the EU: Philex Electronic Ireland Ltd., Robwyn House,
Corrintra, Castleblayney, Co. Monaghan, A75 YX76, Ireland.

© Labgear 2021 Vb1.2