

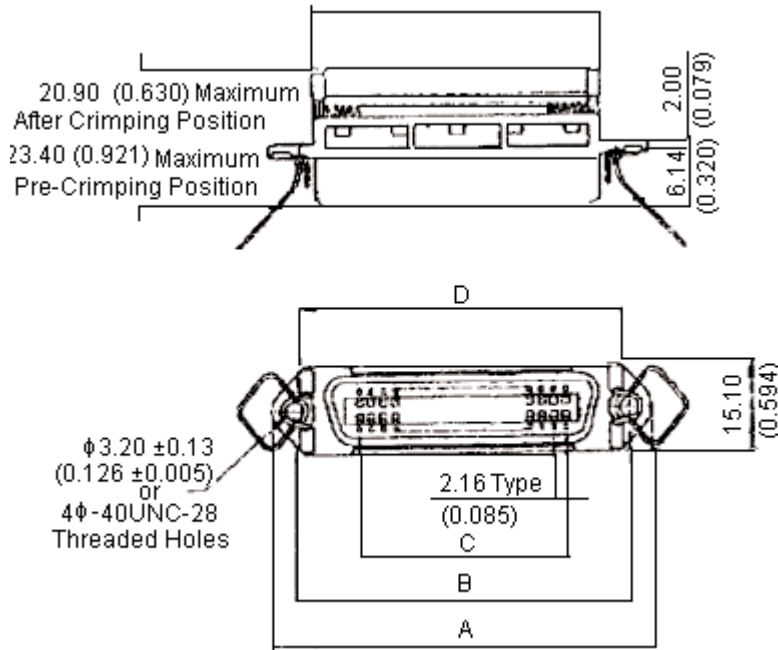


PART NO.

5F40240M-10NR-XX

REVISIONS

ECN #	REV	DESCRIPTION	DRAWN	DATE	CHECKD	DATE	APPRVD	DATE
-	A	RELEASED	Veena	12/4/08	Suresh	12/4/08	G. C	25/4/08



Dimensions : Millimetres (Inches)

Specifications:

Current rating	: 1A : AWG28/1, 2A : AWG26.
Insulation resistance	: ≥1000 MΩ.
Dielectric with standing volatage	: 500V, at sea level.
Operating temperature	: - 55°C to 105°C (limited by cable).
Contact resistance	: ≤20mΩ.
Dielectric material	: Polyester resin and glass reinforced.
Contact material	: Phosphor bronze.
Contact plating	: Gold over nickel.
Wire size	: AWG26 and AWG28 stranded, 1.27mm conductor center flat cable.

This data sheet and its contents (the "Information") belong to the Premier Farnell Group (the "Group") or are licensed to it. No licence is granted for the use of it other than for information purposes in connection with the products to which it relates. No licence of any intellectual property rights is granted. The Information is subject to change without notice and replaces all data sheets previously supplied. The Information supplied is believed to be accurate but the Group assumes no responsibility for its accuracy or completeness, any error in or omission from it or for any use made of it. Users of this data sheet should check for themselves the Information and the suitability of the products for their purpose and not make any assumptions based on information included or omitted. Liability for loss or damage resulting from any reliance on the Information or use of it (including liability resulting from negligence or where the Group was aware of the possibility of such loss or damage arising) is excluded. This will not operate to limit or restrict the Group's liability for death or personal injury resulting from its negligence. SPC MULTICOMP is the registered trademark of the Group. © Premier Farnell plc 2008.

TOLERANCES:

UNLESS OTHERWISE SPECIFIED, DIMENSIONS ARE FOR REFERENCE PURPOSES ONLY.

DRAWN BY:	DATE:
Veena	12/04/08
CHECKED BY:	DATE:
Suresh	12/04/08
APPROVED BY:	DATE:
G.Cook	25/04/08

DRAWING TITLE:

IDC Centronic Socket - 24 Way

SIZE	DWG NO.	ELECTRONIC FILE	REV
A	M10000838	1099281_DWG	A
SCALE: NTS	U.O.M.: mm (Inches)	SHEET: 1 OF 3	

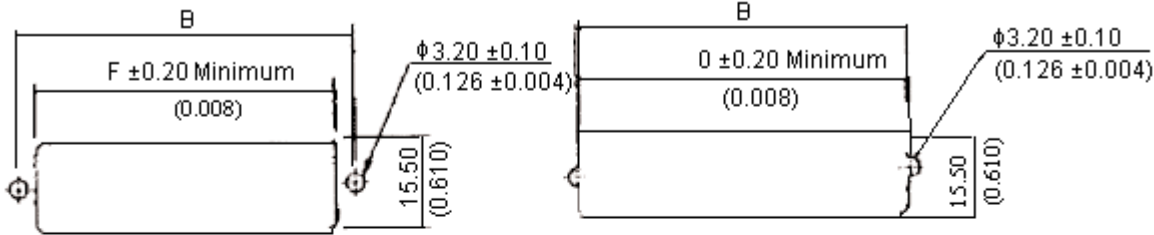


PART NO.

5F40240M-10NR-XX

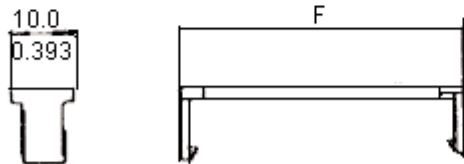
REVISIONS

ECN #	REV	DESCRIPTION	DRAWN	DATE	CHECKD	DATE	APPRVD	DATE
-	A	RELEASED	Veena	12/4/08	Suresh	12/4/08	G. C	25/4/08



Recommend Front Mount Panel

Recommend Rear Mount Panel



Strain Relief

Dimensions : Millimetres (Inches)

Specification Table

F ±0.25 (0.010)	E ±0.25 (0.010)	D -0.25 (0.010)	C ±0.13 (0.005)	B ±0.13 (0.005)	A ±0.25 (0.010)	Part Number
37.50 (1.476)	35.50 (1.398)	45.95 (1.809)	23.76 (0.935)	46.78 (1.842)	54.70 (2.154)	5F40240M

Dimensions : Millimetres (Inches)

This data sheet and its contents (the "Information") belong to the Premier Farnell Group (the "Group") or are licensed to it. No licence is granted for the use of it other than for information purposes in connection with the products to which it relates. No licence of any intellectual property rights is granted. The Information is subject to change without notice and replaces all data sheets previously supplied. The Information supplied is believed to be accurate but the Group assumes no responsibility for its accuracy or completeness, any error in or omission from it or for any use made of it. Users of this data sheet should check for themselves the Information and the suitability of the products for their purpose and not make any assumptions based on information included or omitted. Liability for loss or damage resulting from any reliance on the Information or use of it (including liability resulting from negligence or where the Group was aware of the possibility of such loss or damage arising) is excluded. This will not operate to limit or restrict the Group's liability for death or personal injury resulting from its negligence. SPC MULTICOMP is the registered trademark of the Group. © Premier Farnell plc 2008.

TOLERANCES:
UNLESS OTHERWISE SPECIFIED, DIMENSIONS ARE FOR REFERENCE PURPOSES ONLY.

DRAWN BY:	DATE:
Veena	12/04/08
CHECKED BY:	DATE:
Suresh	12/04/08
APPROVED BY:	DATE:
G.Cook	25/04/08

DRAWING TITLE:			
IDC Centronic Socket - 24 Way			
SIZE	DWG NO.	ELECTRONIC FILE	REV
A	M10000838	1099281_DWG	A
SCALE: NTS		U.O.M.: mm (Inches)	SHEET: 2 OF 3



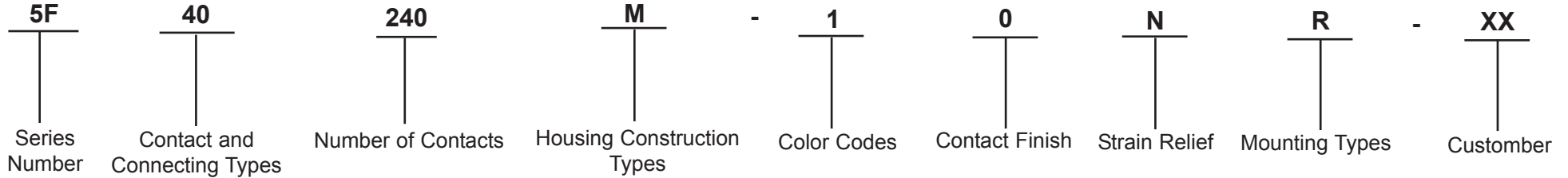
PART NO.

5F40240M-10NR-XX

REVISIONS

ECN #	REV	DESCRIPTION	DRAWN	DATE	CHECKD	DATE	APPRVD	DATE
-	A	RELEASED	Veena	12/4/08	Suresh	12/4/08	G. C	25/4/08

Part Number Explanation:



- Series Number** : 5F = I.D.C. ribbon connector.
- Contact and Connecting type** : 40 = Socket, cable to panel connecting type.
- Number of Contacts** : 240 = 24 Positions.
- Housing Construction Types** : M = With metal front shell.
- Color Codes** : 1 = Blue.
- Contact Finish** : 0 = Selected gold flash over nickel.
- Strain Relief** : N = Without strain relief.
- Mounting Types** : R = with rivert through holes.
- Customer** : XX = Inland.

<http://www.farnell.com>
<http://www.newark.com>
<http://www.cpc.co.uk>

This data sheet and its contents (the "Information") belong to the Premier Farnell Group (the "Group") or are licensed to it. No licence is granted for the use of it other than for information purposes in connection with the products to which it relates. No licence of any intellectual property rights is granted. The Information is subject to change without notice and replaces all data sheets previously supplied. The Information supplied is believed to be accurate but the Group assumes no responsibility for its accuracy or completeness, any error in or omission from it or for any use made of it. Users of this data sheet should check for themselves the Information and the suitability of the products for their purpose and not make any assumptions based on information included or omitted. Liability for loss or damage resulting from any reliance on the Information or use of it (including liability resulting from negligence or where the Group was aware of the possibility of such loss or damage arising) is excluded. This will not operate to limit or restrict the Group's liability for death or personal injury resulting from its negligence. SPC MULTICOMP is the registered trademark of the Group. © Premier Farnell plc 2008.

TOLERANCES: UNLESS OTHERWISE SPECIFIED, DIMENSIONS ARE FOR REFERENCE PURPOSES ONLY.	DRAWN BY:	DATE:	DRAWING TITLE: IDC Centronic Socket - 24 Way			
	Veena	12/04/08				
	CHECKED BY:	DATE:	SIZE A	DWG NO. M10000838	ELECTRONIC FILE 1099281_DWG	REV A
	Suresh	12/04/08				
	APPROVED BY:	DATE:	SCALE: NTS		U.O.M.: mm (Inches)	
G.Cook	25/04/08					