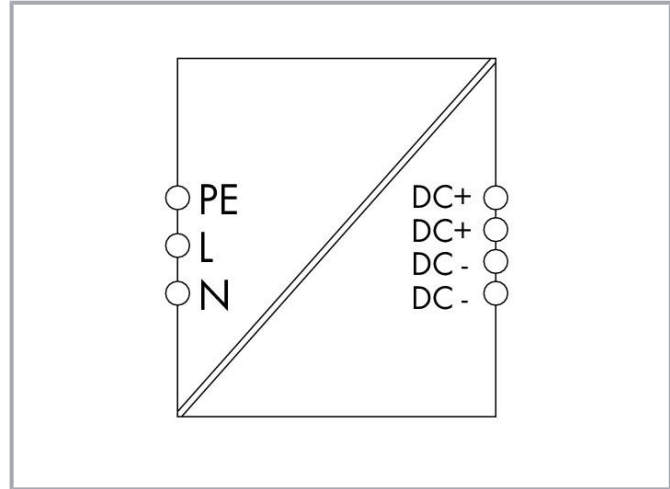


Data sheet | Item number: 787-1202

Switched-mode power supply; Compact; 1-phase; 24 VDC output voltage;
1.3 A output current; DC-OK LED

www.wago.com/787-1202

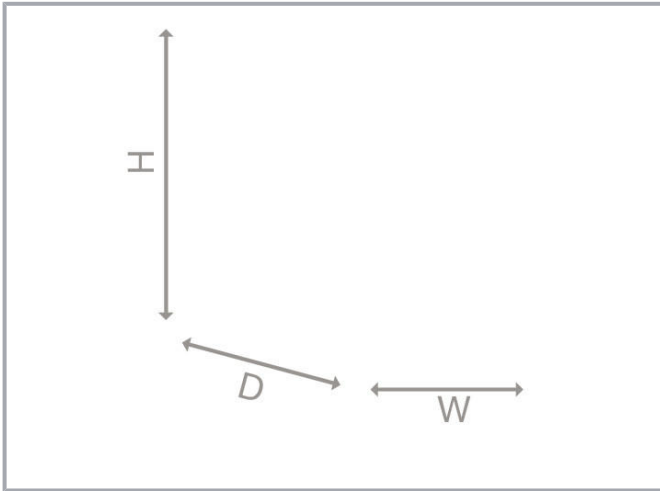


RoHS Compliant

Subject to changes. Please also observe the further product documentation!

WAGO Private Limited
C-27, Sector-58, Phase-III
Noida-201 301 | Gautam Budh Nagar (U.P)
Tel.: +91-120-4369831 | Fax: +91-120-4388799
Email: info.india@wago.com

Do you have any questions about our products?
We are always happy to take your call at +91-120-4388700.



Item description

Features:

- Switched-mode power supply
- Stepped profile for installation in standard distribution boards
- Removable front panel and screw mounts for alternative installation in distribution boxes or devices
- Pluggable *picoMAX*[®] Connection Technology (tool-free)
- Suitable for both parallel and series operation
- Electrically isolated output voltage (SELV) per EN 60335-1 and UL 60950-1; PELV per EN 60204

Data

Technical data

Input

Phases	1
Nominal input voltage $U_{i\text{nom}}$	1 x AC 100 ... 240 V
Input voltage range	AC 85 ... 264 V; DC 125 ... 375 V
Input voltage derating	-2 %/V (< 100 VAC); -1.33 %/V (< 140 VDC)
Nominal mains frequency range	47 ... 63 Hz; 0 Hz
Input current I_i	≤ 0.6 A
Discharge current	≤ 0.25 mA
Inrush current	≤ 20 A
Power factor	≥ 0.5
Power factor correction (PFC)	Passive

Subject to changes. Please also observe the further product documentation!

WAGO Private Limited
 C-27, Sector-58, Phase-III
 Noida-201 301 | Gautam Budh Nagar (U.P)
 Tel.: +91-120-4369831 | Fax: +91-120-4388799
 Email: info.india@wago.com

Do you have any questions about our products?
 We are always happy to take your call at +91-120-4388700.



Mains failure hold-up time	≥ 70 ms
----------------------------	---------

Output

Nominal output voltage $U_{o\text{nom}}$	DC 24 V (SELV)
Output voltage range	DC 22 ... 26 V (adjustable)
Default setting	DC 24 V
Nominal output current $I_{o\text{nom}}$	1.3 A
Nominal output power	31.2 W
Control deviation	≤ 1 %
Deviation, dynamic load change 10 ... 90 %	≤ 1 %
Residual ripple	≤ 100 mV (peak-to-peak)
Overload behavior	Constant power (in overload range: $1.05 \dots 1.35 \times I_{o\text{nom}}$); Shutdown and automatic restart in the event of a short circuit or permanent overload

Signaling and communication

Signaling	1 x LED DC OK (green)
Operation status indicator	Green LED (U_o)

Efficiency/power losses

Power loss P_l	≤ 0.43 W (230 VAC; No load)
Power loss (max.) $P_{l(\text{max})}$	5.5 W (100 VAC / 24 VDC; 1.3 A)
Efficiency (typ.)	87 % (230 VAC); 82 % (110 VAC)

Circuit protection

Internal fuse	T 1 A / 250 VAC
Required backup fusing	An external DC fuse is required for the DC input voltage.
Recommended backup fusing	Circuit breaker: 6 A (C characteristic), 10 A (B characteristic) or higher

Safety and protection

Isolation voltage (Pri.-Sec.)	DC 4.242 kV
Protection class	I
Protection type	IP20 (per EN 60529)
Resistance to reverse feed	≤ DC 35 V

Subject to changes. Please also observe the further product documentation!



Pollution degree	2
Transient suppression (primary)	Varistor
Overvoltage protection; secondary	≤ 31 VDC (in the event of a fault)
Short-circuit-protected	Yes
Open-circuit-proof	Yes
Parallel operation	Yes
Series operation	Yes
MTBF	> 700,000 h (per IEC 61709)

Connection data

Connection type (1)	Input/Output
Connection technology	Push-in CAGE CLAMP®
WAGO Connector	picoMAX® 5.0, WAGO 2092 Series
Solid conductor	0.2 ... 2.5 mm ² / 24 ... 12 AWG
Fine-stranded conductor	0.2 ... 2.5 mm ² / 24 ... 12 AWG
Strip length	9 ... 10 mm / 0.35 ... 0.39 inch

Physical data

Width	54 mm / 2.126 inch
Height	90 mm / 3.543 inch
Depth	56 mm / 2.205 inch
Depth from upper edge of DIN-rail	52.5 mm / 2.067 inch
Note (dimensions)	Depth: 48 mm (without cover)

Mechanical data

Mounting type	DIN-35 rail Screw mount (back/side)
---------------	--

Material data

Flammability class per UL94	V0
Weight	322.5 g

Environmental requirements

Surrounding air temperature (operation)	-25 ... 70 °C
Surrounding air temperature (storage)	-40 ... 85 °C
Relative humidity	95% (no condensation permissible)

Subject to changes. Please also observe the further product documentation!

Derating	-2.66 %/K (> 55 °C)
Pollution degree	2
Climatic category	3K3 (per EN 60721; except for low air pressure)

Standards and specifications



Conformity marking	CE
Standards/Specifications	EN 61204-3; EN 60335-1; EN 62368-1 ; UL 60950-1; UL 508

Commercial data

Packaging type	BOX
Country of origin	CN
GTIN	4055143907866
Customs tariff number	85044082900



Approvals / Certificates

UL-Approvals


Logo	Approval	Additional Approval Text	Certificate name
	UL Underwriters Laboratories Inc.	UL 508	E255817
	UL Underwriters Laboratories Inc.	UL 60950-1	E255815

Compatible products






tools

	Item no.: 210-720 Operating tool; Blade: 3.5 x 0.5 mm; with a partially insulated shaft; multicoloured	www.wago.com/210-720
	Item no.: 210-769 SCREWDRIVER; green	www.wago.com/210-769

ferrule

	Item no.: 216-201 Ferrule; Sleeve for 0.5 mm ² / 20 AWG; insulated; electro-tin plated; white	www.wago.com/216-201
---	--	--

Subject to changes. Please also observe the further product documentation!

	Item no.: 216-202 Ferrule; Sleeve for 0.75 mm ² / 18 AWG; insulated; electro-tin plated; gray	www.wago.com/216-202
	Item no.: 216-203 Ferrule; Sleeve for 1 mm ² / AWG 18; insulated; electro-tin plated; red	www.wago.com/216-203
	Item no.: 216-204 Ferrule; Sleeve for 1.5 mm ² / AWG 16; insulated; electro-tin plated; black	www.wago.com/216-204
	Item no.: 216-301 Ferrule; Sleeve for 0.25 mm ² / AWG 24; insulated; electro-tin plated; yellow	www.wago.com/216-301
	Item no.: 216-302 Ferrule; Sleeve for 0.34 mm ² / 22 AWG; insulated; electro-tin plated; green	www.wago.com/216-302
Strain relief plate		
	Item no.: 2092-1601 Gripping plate; light gray	www.wago.com/2092-1601

Downloads

Documentation

Manual

COMPACT Power; 1-Phase DC Power Supply; 24 VDC / 1.3 A	V 1.0.0 10 Nov 2020	pdf 1.5 MB	Download
---	------------------------	---------------	----------

Bid Text

787-1202 X81 - Datei	4 Jul 2019	xml 7.3 kB	Download
787-1202 docx - Datei	12 Jun 2019	docx 21.2 kB	Download

Instruction Leaflet

Primär getaktete Stromversorgungen EPSITRON COMPACT Power DC 24 V, 1,3 A		pdf 1.6 MB	Download
---	--	---------------	----------

Additional Information

Disposal; Electrical and electronic equipment, Packaging	V 1.0.0	pdf 265.8 kB	Download
--	---------	-----------------	----------

Subject to changes. Please also observe the further product documentation!



CAD/CAE-Data

CAD data

2D/3D Models 787-1202	URL	Download
-----------------------	---------------------	--------------------------

CAE data

EPLAN Data Portal 787-1202	URL	Download
----------------------------	---------------------	--------------------------

WSCAD Universe 787-1202	URL	Download
-------------------------	---------------------	--------------------------

ZUKEN Portal 787-1202	URL	Download
-----------------------	---------------------	--------------------------

Environmental Product Compliance

Compliance Search

Environmental Product Compliance 787-1202	URL	Download
---	---------------------	--------------------------

Switched-mode power supply; Compact; 1-phase; 24 VDC output voltage; 1.3 A output current; DC-OK LED

Installation Notes

Product family

EPSITRON COMPACT Power

EPSITRON® COMPACT POWER: Compact, High-Performance Power Supplies

[Show all products from the family](#)

Subject to changes. Please also observe the further product documentation!