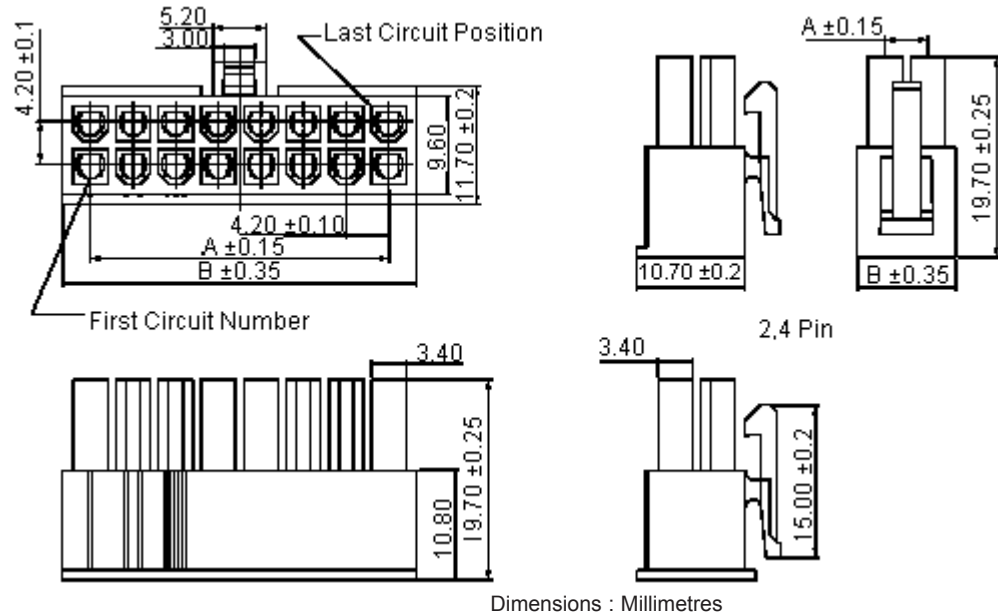


REVISIONS

ECN #	REV	DESCRIPTION	DRAWN	DATE	CHECKD	DATE	APPRVD	DATE
-	A	RELEASED	Veena	18/9/08	Suresh	18/9/08	Farnell	2/10/08

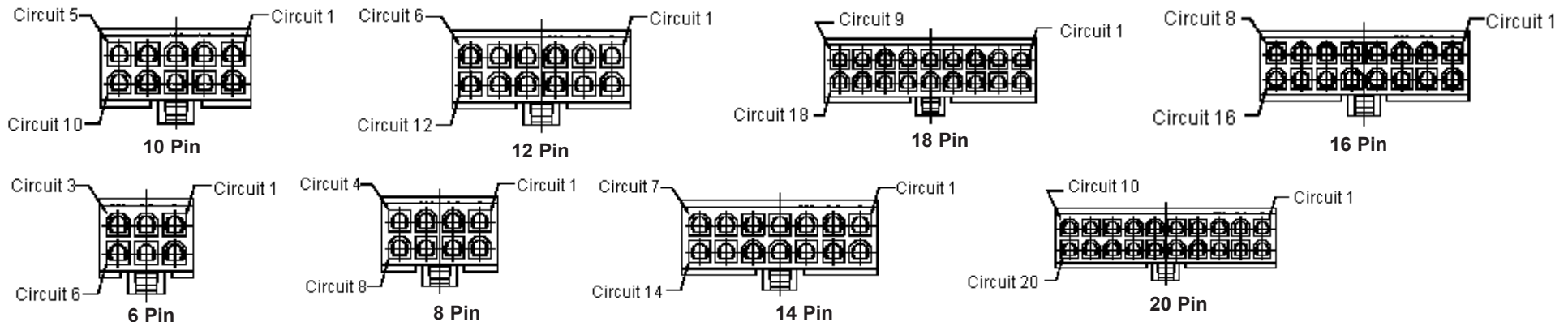
Receptacle Housing



Specifications:

- Current rating : 9.0A ac/dc.
 - Voltage rating : 600V ac/dc.
 - Maximum contact resistance : 10mΩ.
 - Minimum insulation resistance : 1000MΩ.
 - Withstanding voltage : 1500V ac for one minute.
 - Operating temperature range : -40°C to +105°C.
- Material and Finish:**
- Insulator : Nylon 66.
 - Insulator colour : Transparent white.
 - Contact : Brass.
 - Finish : Tin plated.

Dimensions : Millimetres



This data sheet and its contents (the "Information") belong to the Premier Farnell Group (the "Group") or are licensed to it. No licence is granted for the use of it other than for information purposes in connection with the products to which it relates. No licence of any intellectual property rights is granted. The Information is subject to change without notice and replaces all data sheets previously supplied. The Information supplied is believed to be accurate but the Group assumes no responsibility for its accuracy or completeness, any error in or omission from it or for any use made of it. Users of this data sheet should check for themselves the Information and the suitability of the products for their purpose and not make any assumptions based on information included or omitted. Liability for loss or damage resulting from any reliance on the Information or use of it (including liability resulting from negligence or where the Group was aware of the possibility of such loss or damage arising) is excluded. This will not operate to limit or restrict the Group's liability for death or personal injury resulting from its negligence. SPC MULTICOMP is the registered trademark of the Group. © Premier Farnell plc 2008.

TOLERANCES:
UNLESS OTHERWISE SPECIFIED, DIMENSIONS ARE FOR REFERENCE PURPOSES ONLY.

DRAWN BY:	DATE:
Veena	18/09/08
CHECKED BY:	DATE:
Suresh	18/09/08
APPROVED BY:	DATE:
Farnell	02/10/08

DRAWING TITLE:

Receptacle Housing - Free Hanging

SIZE A	DWG NO. M10001693	ELECTRONIC FILE 1578468-1578477_DWG	REV A
SCALE: NTS		U.O.M.: mm	SHEET: 1 OF 4



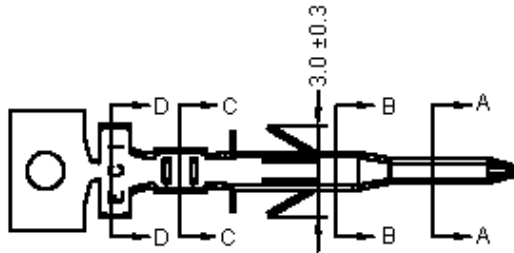
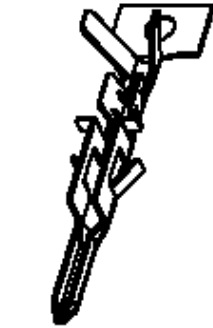
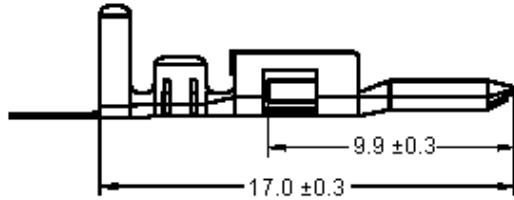
PART NO.

2257(5557) - Series

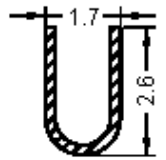
REVISIONS

ECN #	REV	DESCRIPTION	DRAWN	DATE	CHECKD	DATE	APPRVD	DATE
-	A	RELEASED	Veena	18/9/08	Suresh	18/9/08	Farnell	2/10/08

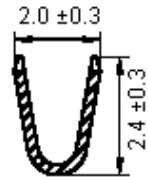
Accessories - Crimp Pin



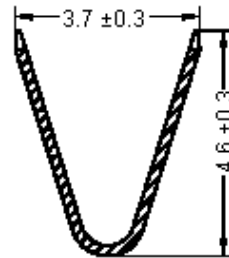
Sections: A-A



Sections: B-B



Sections: C-C



Sections: D-D

Dimensions : Millimetres

Specifications:

- Current rating : 7.0A ac/dc.
- Voltage rating : 250V ac/dc.
- Maximum contact resistance : 20MΩ.
- Minimum insulation resistance : 1000MΩ.
- Withstanding voltage : 1500V ac/minute.
- Temperature range : -25°C to +125°C.
- Application wires : #16 to #22 AWG.

Material:

- Contact : Phosphor bronze or brass.
- Finish : Tin plated.

This data sheet and its contents (the "Information") belong to the Premier Farnell Group (the "Group") or are licensed to it. No licence is granted for the use of it other than for information purposes in connection with the products to which it relates. No licence of any intellectual property rights is granted. The Information is subject to change without notice and replaces all data sheets previously supplied. The Information supplied is believed to be accurate but the Group assumes no responsibility for its accuracy or completeness, any error in or omission from it or for any use made of it. Users of this data sheet should check for themselves the Information and the suitability of the products for their purpose and not make any assumptions based on information included or omitted. Liability for loss or damage resulting from any reliance on the Information or use of it (including liability resulting from negligence or where the Group was aware of the possibility of such loss or damage arising) is excluded. This will not operate to limit or restrict the Group's liability for death or personal injury resulting from its negligence. SPC MULTICOMP is the registered trademark of the Group. © Premier Farnell plc 2008.

TOLERANCES:

UNLESS OTHERWISE SPECIFIED, DIMENSIONS ARE FOR REFERENCE PURPOSES ONLY.

DRAWN BY:	DATE:
Veena	18/09/08
CHECKED BY:	DATE:
Suresh	18/09/08
APPROVED BY:	DATE:
Farnell	02/10/08

DRAWING TITLE:

Receptacle Housing - Free Hanging

SIZE	DWG NO.	ELECTRONIC FILE	REV
A	M10001693	1578468-1578477_DWG	A
SCALE: NTS	U.O.M.: mm	SHEET: 2 OF 4	



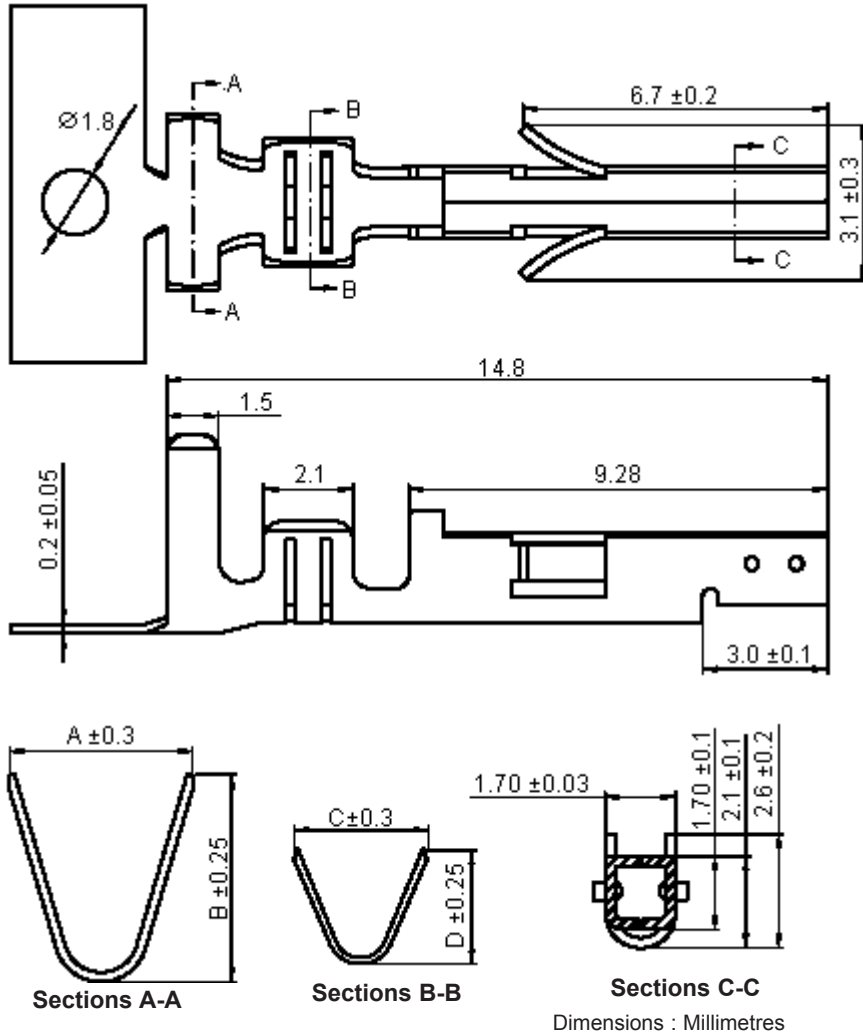
PART NO.

2257(5557) - Series

REVISIONS

ECN #	REV	DESCRIPTION	DRAWN	DATE	CHECKD	DATE	APPRVD	DATE
-	A	RELEASED	Veena	18/9/08	Suresh	18/9/08	Farnell	2/10/08

Accessories - Crimp Socket



Specifications:

Application wires : #16 to #22AWG.

Material:

Contact : Phosphor bronze or brass.

Finish : Tin plated.

Mating part : 5557 series housing.

Specification Table

Type	Number of Position	A	B	Part Number
Receptacle Housing	2	-	5.50	2257(5557)-02
	4	4.20	9.70	2257(5557)-04
	6	8.40	13.90	2257(5557)-06
	8	12.60	18.10	2257(5557)-08
	10	16.80	22.30	2257(5557)-10
	12	21.00	26.50	2257(5557)-12
	14	25.20	30.70	2257(5557)-14
	16	29.40	34.90	2257(5557)-16
	18	33.60	39.10	2257(5557)-18
	20	37.80	43.30	2257(5557)-20
Crimp Pin	-	-	-	2259(5559)T-1622-BS
Crimp Socket	-	-	-	2257(5557)T-1622-BS

Dimensions : Millimetres

This data sheet and its contents (the "Information") belong to the Premier Farnell Group (the "Group") or are licensed to it. No licence is granted for the use of it other than for information purposes in connection with the products to which it relates. No licence of any intellectual property rights is granted. The Information is subject to change without notice and replaces all data sheets previously supplied. The Information supplied is believed to be accurate but the Group assumes no responsibility for its accuracy or completeness, any error in or omission from it or for any use made of it. Users of this data sheet should check for themselves the Information and the suitability of the products for their purpose and not make any assumptions based on information included or omitted. Liability for loss or damage resulting from any reliance on the Information or use of it (including liability resulting from negligence or where the Group was aware of the possibility of such loss or damage arising) is excluded. This will not operate to limit or restrict the Group's liability for death or personal injury resulting from its negligence. SPC MULTICOMP is the registered trademark of the Group. © Premier Farnell plc 2008.

TOLERANCES:

UNLESS OTHERWISE SPECIFIED, DIMENSIONS ARE FOR REFERENCE PURPOSES ONLY.

DRAWN BY:

Veena

CHECKED BY:

Suresh

APPROVED BY:

Farnell

DATE:

18/09/08

DATE:

18/09/08

DATE:

02/10/08

DRAWING TITLE:

Receptacle Housing - Free Hanging

SIZE
A

DWG NO.

M10001693

ELECTRONIC FILE
1578468-1578477_DWG

REV
A

SCALE: NTS

U.O.M.: mm

SHEET: 3 OF 4



PART NO.

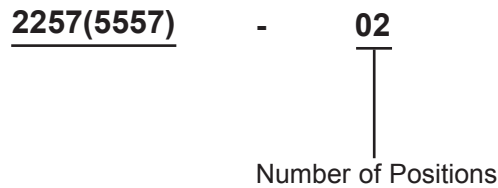
2257(5557) - Series

REVISIONS

ECN #	REV	DESCRIPTION	DRAWN	DATE	CHECKD	DATE	APPRVD	DATE
-	A	RELEASED	Veena	18/9/08	Suresh	18/9/08	Farnell	2/10/08

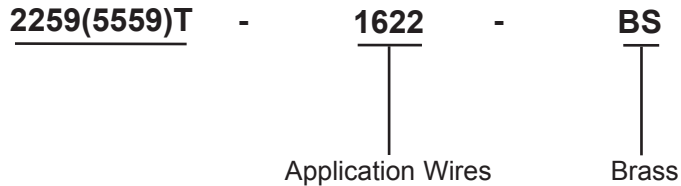
Part Number Explanation:

Receptacle Housing



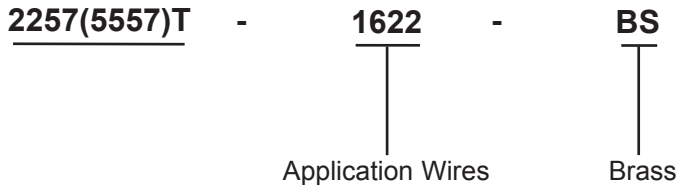
Number of Positions : 02 = 2, 04 = 4, 06 = 6, 08 = 8, 10, 12, 14, 16, 18 and 20 Positions.

Accessories - Crimp Pin



Application Wires : 1622 = Use Wire #16 to #22.

Accessories - Crimp Socket



Application Wires : 1622 = Use Wire #16 to #22.

- <http://www.farnell.com>
- <http://www.newark.com>
- <http://www.cpc.co.uk>

This data sheet and its contents (the "Information") belong to the Premier Farnell Group (the "Group") or are licensed to it. No licence is granted for the use of it other than for information purposes in connection with the products to which it relates. No licence of any intellectual property rights is granted. The Information is subject to change without notice and replaces all data sheets previously supplied. The Information supplied is believed to be accurate but the Group assumes no responsibility for its accuracy or completeness, any error in or omission from it or for any use made of it. Users of this data sheet should check for themselves the Information and the suitability of the products for their purpose and not make any assumptions based on information included or omitted. Liability for loss or damage resulting from any reliance on the Information or use of it (including liability resulting from negligence or where the Group was aware of the possibility of such loss or damage arising) is excluded. This will not operate to limit or restrict the Group's liability for death or personal injury resulting from its negligence. SPC MULTICOMP is the registered trademark of the Group. © Premier Farnell plc 2008.

TOLERANCES:
UNLESS OTHERWISE SPECIFIED, DIMENSIONS ARE FOR REFERENCE PURPOSES ONLY.

DRAWN BY:	DATE:
Veena	18/09/08
CHECKED BY:	DATE:
Suresh	18/09/08
APPROVED BY:	DATE:
Farnell	02/10/08

DRAWING TITLE:			
Receptacle Housing - Free Hanging			
SIZE	DWG NO.	ELECTRONIC FILE	REV
A	M10001693	1578468-1578477_DWG	A
SCALE: NTS		U.O.M.: mm	SHEET: 4 OF 4