

TE80BR68J ✓ ACTIVE

CGS | CGS TE

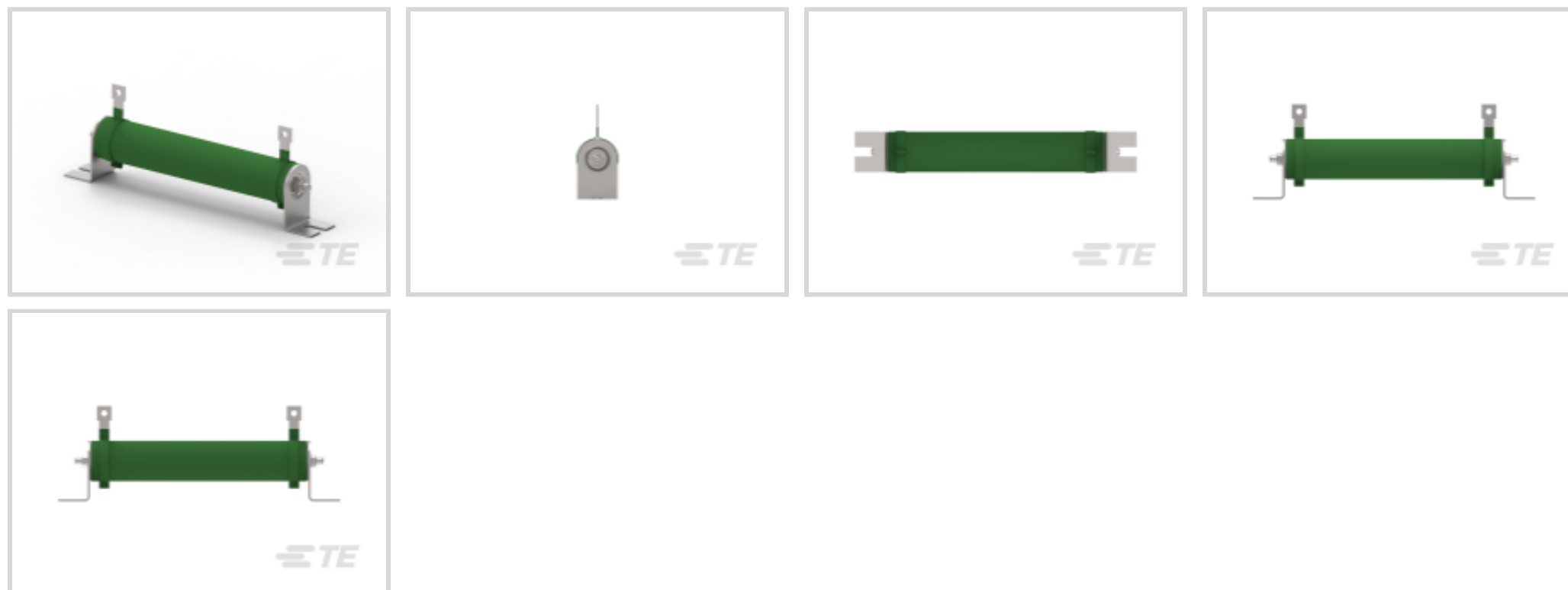
TE Internal #: 5-1879443-2

CGS TE, Chassis Mount Resistors, Power Resistor, 196 x 28 x 61 mm, 2 Termination, Box, 5 Passive Component Tolerance, Wire Wound

[View on TE.com >](#)



Passive Components > Resistors > Chassis Mount Resistors



Resistor Type: **Power Resistor**

Passive Component Dimensions: **196 x 28 x 61 mm**

Number of Terminations: **2**

Packaging Method: **Box**

Passive Component Tolerance: **5 %**

Features

Product Type Features

Resistor Type	Power Resistor
Element Type	Wire Wound

Configuration Features

Number of Resistors	1
---------------------	---

Electrical Characteristics

Passive Component Tolerance	5 %
Resistance Class	Up to 1k Ω
Resistance Value	.68 Ω
Power Rating	80 W

Termination Features

Number of Terminations	2
Chassis Mount Resistor Termination Type	Mounting Terminals

Mechanical Attachment



Chassis Mount Resistor Mount Style	Bracket
------------------------------------	---------

Dimensions

Passive Component Dimensions	196 x 28 x 61 mm
------------------------------	------------------

Usage Conditions

Temperature Coefficient	±400 ppm/°C
-------------------------	-------------

Packaging Features

Packaging Method	Box
------------------	-----

Product Compliance

[For compliance documentation, visit the product page on TE.com>](#)

EU RoHS Directive 2011/65/EU	Compliant
EU ELV Directive 2000/53/EC	Compliant
China RoHS 2 Directive MIIT Order No 32, 2016	No Restricted Materials Above Threshold
EU REACH Regulation (EC) No. 1907/2006	Current ECHA Candidate List: JAN 2021 (211) Candidate List Declared Against: JUN 2020 (209) SVHC > Threshold: Not Yet Reviewed
Halogen Content	Low Halogen - Br, Cl, F, I < 900 ppm per homogenous material. Also BFR/CFR/PVC Free
Solder Process Capability	Not applicable for solder process capability



Product Compliance Disclaimer

This information is provided based on reasonable inquiry of our suppliers and represents our current actual knowledge based on the information they provided. This information is subject to change. The part numbers that TE has identified as EU RoHS compliant have a maximum concentration of 0.1% by weight in homogenous materials for lead, hexavalent chromium, mercury, PBB, PBDE, DBP, BBP, DEHP, DIBP, and 0.01% for cadmium, or qualify for an exemption to these limits as defined in the Annexes of Directive 2011/65/EU (RoHS2). Finished electrical and electronic equipment products will be CE marked as required by Directive 2011/65/EU. Components may not be CE marked. Additionally, the part numbers that TE has identified as EU ELV compliant have a maximum concentration of 0.1% by weight in homogenous materials for lead, hexavalent chromium, and mercury, and 0.01% for cadmium, or qualify for an exemption to these limits as defined in the Annexes of Directive 2000/53/EC (ELV). Regarding the REACH Regulation, the information TE provides on SVHC in articles for this part number is based on the latest European Chemicals Agency (ECHA) 'Guidance on requirements for substances in articles' posted at this URL: <https://echa.europa.eu/guidance-documents/guidance-on-reach>

Compatible Parts



Also in the Series | CGS TE



Customers Also Bought





Documents

CAD Files

[3D PDF](#)

[3D](#)

Customer View Model

[ENG_CVM_CVM_5-1879443-2_BB.2d_dxf.zip](#)

English

Customer View Model

[ENG_CVM_CVM_5-1879443-2_BB.3d_igs.zip](#)

English

Customer View Model

[ENG_CVM_CVM_5-1879443-2_BB.3d_stp.zip](#)

English

By downloading the CAD file I accept and agree to the [Terms and Conditions](#) of use.

Datasheets & Catalog Pages

[High Power Wire wound Resistor Type TE Series](#)

English