



Product Change Notification / KSRA-18BGHS695

Date:

14-Apr-2021

Product Category:

Memory

PCN Type:

Manufacturing Change

Notification Subject:

CCB 4559 Initial Notice: Qualification of SIGN as a new assembly site for selected SST39LFxxxx and SST39VFxxxx device families available in 48L TSOP (12x20mm) package.

Affected CPNs:

[KSRA-18BGHS695_Affected_CPN_04142021.pdf](#)
[KSRA-18BGHS695_Affected_CPN_04142021.csv](#)

Notification Text:

PCN Status: Initial notification

PCN Type: Manufacturing Change

Microchip Parts Affected: Please open one of the icons found in the Affected CPNs section above.

NOTE: For your convenience Microchip includes identical files in two formats (.pdf and .xls).

Description of Change: Qualification of SIGN as a new assembly site for selected SST39LFxx and SST39VFxx device families available in 48L TSOP (12x20mm) package.

Pre and Post Change Summary:

	Pre Change	Post Change
Assembly Site	Lingsen Precision Industries, LTD. (LPI)	Signetics Corporation (SIGN)

Bond Wire material	Au			Au	
Die Attach material	8340			AP-4300	
Mold compound material	G700			G700	
Lead frame material	C7025			C7025	
DAP Surface plating	Ring plating			Double ring plating	
Lead frame paddle size	207x142mils	183x161mils	160x130mils	209x165mils	159x165mils
	See attached pre and post change comparison				

Impacts to Data Sheet: None

Change Impact:None

Reason for Change:To improve on-time delivery performance by qualifying SIGN as a new assembly site.

Change Implementation Status:In Progress or complete

Estimated Qualification Completion Date:August 2021

Note: Please be advised the qualification completion times may be extended because of unforeseen business conditions however implementation will not occur until after qualification has completed and a final PCN has been issued. The final PCN will include the qualification report and estimated first ship date. Also note that after the estimated first ship date guided in the final PCN customers may receive pre and post change parts.

Time Table Summary:

	February 2021					-->	August 2021				
	06	07	08	09	10		32	33	34	35	36
Workweek											
Initial PCN Issue Date				X							
Qual Report Availability							X				
Final PCN Issue Date							X				

Method to Identify Change: Traceability code

Qualification Plan:Please open the attachments included with this PCN labeled as PCN_#_Qual_Plan.

Revision History:**February 23, 2021:** Issued initial notification.**April 14, 2021:** Re-issued initial notification to change die attach material to AP-4300 in pre and post change and qual plan.

The change described in this PCN does not alter Microchip's current regulatory compliance regarding the material content of the applicable products.

Attachments:

[PCN_KSRA-18BGHS695_Pre and Post Change_Summary.pdf](#)
[PCN_KSRA-18BGHS695_Qual_Plan.pdf](#)

Please contact your local [Microchip sales office](#) with questions or concerns regarding this notification.

Terms and Conditions:

If you wish to receive Microchip PCNs via email please register for our PCN email service at our [PCN home page](#) select register then fill in the required fields. You will find instructions about registering for Microchips PCN email service in the [PCN FAQ](#) section.

If you wish to change your PCN profile, including opt out, please go to the [PCN home page](#) select login and sign into your myMicrochip account. Select a profile option from the left navigation bar and make the applicable selections.


Affected Catalog Part Numbers (CPN)

SST39LF400A-55-4C-EKE
SST39VF400A-70-4C-EKE
SST39VF400A-70-4I-EKE
SST39LF400A-55-4C-EKE-T
SST39VF400A-70-4C-EKE-T
SST39VF400A-70-4I-EKE-T
SST39LF800A-55-4C-EKE
SST39VF800A-70-4C-EKE
SST39VF800A-70-4I-EKE
SST39VF800A-70-4I-EKE-TZ009
SST39VF800A-70-4C-EKE-T
SST39VF800A-70-4I-EKE-T
SST39VF1601-70-4C-EKE
SST39VF1602-70-4C-EKE
SST39VF1681-70-4C-EKE
SST39VF1682-70-4C-EKE
SST39VF1601-70-4C-EKE-PP013
SST39VF1601-70-4I-EKE
SST39VF1602-70-4I-EKE
SST39VF1681-70-4I-EKE
SST39VF1682-70-4I-EKE
SST39VF1601-70-4I-EKE-TZ009
SST39VF1601-70-4C-EKE-T
SST39VF1602-70-4C-EKE-T
SST39VF1681-70-4C-EKE-T
SST39VF1682-70-4C-EKE-T
SST39VF1601-70-4I-EKE-T
SST39VF1602-70-4I-EKE-T
SST39VF1681-70-4I-EKE-T
SST39LF200A-55-4C-EKE
SST39VF200A-70-4C-EKE
SST39VF200A-70-4I-EKE
SST39LF200A-55-4C-EKE-T
SST39VF200A-70-4C-EKE-T
SST39VF200A-70-4I-EKE-T
SST39VF3201B-70-4C-EKE
SST39VF3202B-70-4C-EKE
SST39VF3201B-70-4I-EKE
SST39VF3202B-70-4I-EKE
SST39VF3201B-70-4I-EKE-MCL
SST39VF3202B-70-4I-EKE-MCM
SST39VF3201B-70-4I-EKE-T

CCB 4559
Pre and Post Change Summary
PCN # KSRA-18BGHS695



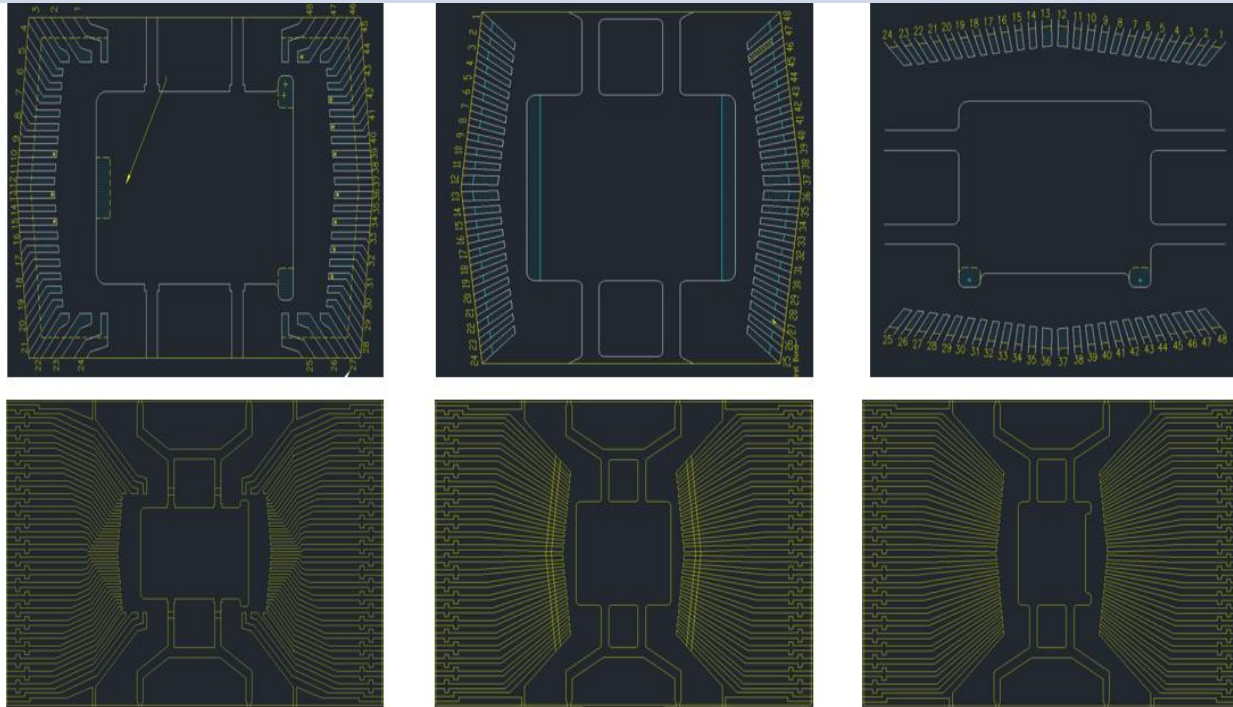
A Leading Provider of Smart, Connected and Secure Embedded Control Solutions



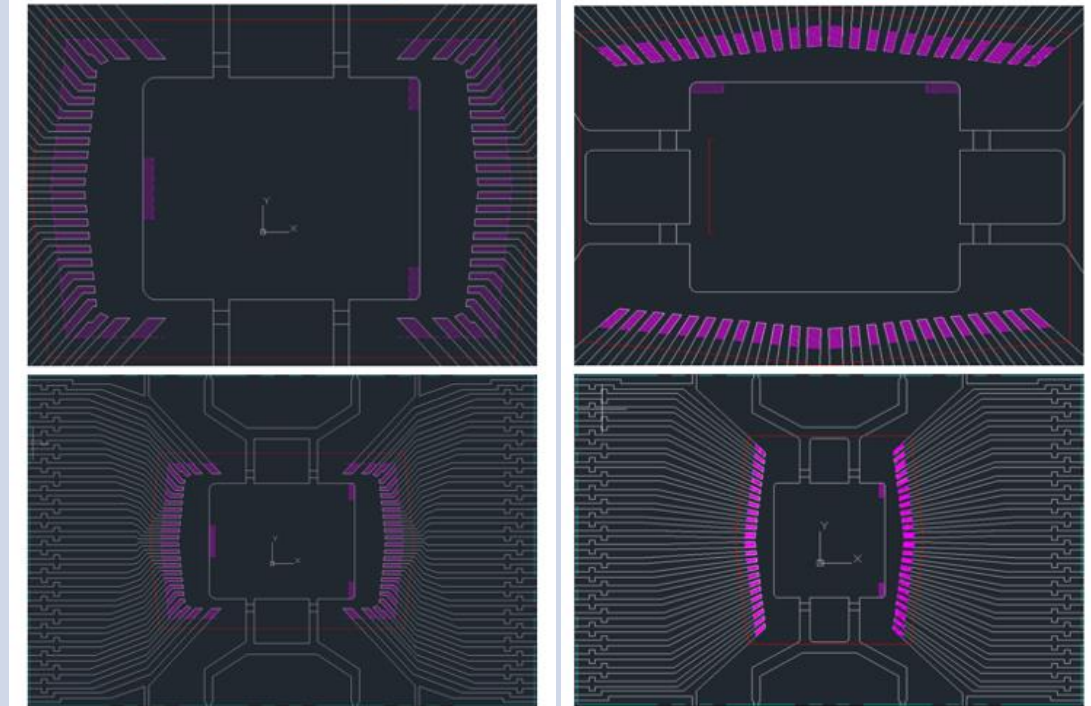
SMART | CONNECTED | SECURE

Lead frame Comparison

Pre Change
LPI



Post Change
SIGN





MICROCHIP

QUALIFICATION PLAN SUMMARY

PCN#: KSRA-18BGHS695

**Date:
February 04, 2021**

**Qualification of SIGN as a new assembly site for selected
SST39LFxxxx and SST39VFxxxx device families available in
48L TSOP (12x20mm) package.**

Purpose: Qualification of SIGN as a new assembly site for selected SST39LFxxxx and SST39VFxxxx device families available in 48L TSOP (12x20mm) package.

CCB No. : 4559

<u>Misc.</u>	Assembly site	SIGN
	BD Number	BFLD00001
	MP Code (MPC)	X02057W9XM70
	Part Number (CPN)	SST39VF3201B-70-4I-EKE
	MSL information	MSL 3 / 260
	Assembly Shipping Media (T/R, Tube/Tray)	Tray
	Base Quantity Multiple (BQM)	96
	Reliability Site	MTAI
<u>Lead-Frame</u>	Paddle size	209x165
	Material	C7025
	DAP Surface Prep	Double Ring Plating
	Treatment	Roughened
	Process	Stamped
	Lead-lock (With Locking Holes)	No
	Part Number	FLF-00001
	Lead Plating	Matte Sn
	Strip Size	211X60mm
	Strip Density	24 units/strip
<u>Bond Wire</u>	Material	Au
<u>Die Attach</u>	Part Number	AP-4300
	Conductive	Yes
<u>MC</u>	Part Number	G700
<u>PKG</u>	PKG Type	TSOP
	Pin/Ball Count	48L
	PKG width/size	12x20mm

Test Name	Conditions	Sample Size	Min. Qty of Spares per Lot (should be properly marked)	Qty of Lots	Total Units	Fail Accept Qty	Est. Dur. Days	Special Instructions
Standard Pb-free Solderability	J-STD-002D ; Perform 8 hour steam aging for Matte tin finish and 1 hour steam aging for NiPdAu finish prior to testing. Standard Pb-free: Matte tin/ NiPdAu finish, SAC solder, wetting temp 245°C for both SMD & through hole packages.	22	5	1	27	> 95% lead coverage	5	Standard Pb-free solderability is the requirement. SnPb solderability (backward solderability-SMD reflow soldering) is required for any plating related changes and highly recommended for other package BOM changes.
Wire Bond Pull - WBP	Mil. Std. 883-2011	5	0	1	5	0 fails after TC	5	30 bonds from a min. 5 devices.
Wire Bond Shear - WBS	CDF-AEC-Q100-001	5	0	1	5		5	30 bonds from a min. 5 devices.
Physical Dimensions	Measure per JESD22 B100 and B108	10	0	3	30		5	
External Visual	Mil. Std. 883-2009/2010	All devices prior to submission for qualification testing	0	3	ALL	0	5	
Preconditioning - Required for surface mount devices	+150°C Bake for 24 hours, moisture loading requirements per MSL level + 3X reflow at peak reflow temperature per Jedec-STD-020E for package type; Electrical test pre and post stress at at room temp 25°C and hot temp 95°C. MSL3 / 260c	231	15	3	738	0	15	Spares should be properly identified. 77 parts from each lot to be used for HAST, uHAST, Temp Cycle test.
HAST	+130°C/85% RH for 96 hours or 110°C/85%RH for 264 hours. Electrical test pre and post stress at room temp 25°C and hot temp 95°C.	77	5	3	246	0	10	Spares should be properly identified. Use the parts which have gone through Pre-conditioning.
UHAST	+130°C/85% RH for 96 hrs or +110°C/85% RH for 264 hrs. Electrical test pre and post stress at room temp 25°C.	77	5	3	246	0	10	Spares should be properly identified. Use the parts which have gone through Pre-conditioning.
Temp Cycle	-65°C to +150°C for 500 cycles. Electrical test pre and post stress at hot temp 95°C; 3 gram force WBP, on 5 devices from 1 lot, test following Temp Cycle stress.	77	5	3	246	0	15	Spares should be properly identified. Use the parts which have gone through Pre-conditioning.