

GPIB Cables



Figure 1. X1 Cable



Figure 2. X2 Cable



Figure 3. X4 Cable



Figure 4. X5 Cable



Figure 5. X11 Cable

X1 Cable (See Figure 1)

Single-shielded cable with unshielded plug/receptacles.

1 m	763001-01
2 m	763001-02
4 m	763001-03
8 m	763001-04

X2 Cable (See Figure 2)

Double-shielded cable with shielded plug/receptacles.

0.5 m.....	763061-005
1 m	763061-01
2 m	763061-02
4 m	763061-03
8 m	763061-04

X4 Cable (See Figure 3)

Double-shielded standard GPIB to right-angle GPIB cable.

1 m	182008-01
2 m	182008-02
4 m	182008-04
8 m	182008-08

X5 Cable (See Figure 4)

Double-shielded standard GPIB to single-end male GPIB cable.

1 m	182009-01
2 m	182009-02
4 m	182009-04
8 m	182009-08

X11 Cable (See Figure 5)

Single-shielded, lightweight GPIB cable (uses 28 awg conductors).

1 m	182815-01
2 m	182815-02
4 m	182815-04
8 m	182815-08

X12 Cable

Reverse-entry, single-shielded GPIB cable with molded plug/receptacles.

1 m	182773-01
2 m	182773-02
4 m	182773-04
8 m	182773-08



GPIB Cables and Accessories

PCMCIA-GPIB Cable (See Figure 6)

A 25-pin latching connector to shielded GPIB cable for the PCMCIA-GPIB and PCMCIA-GPIB+.

1 m	186557-01
2 m	186557-02
4 m	186557-04



Figure 6. PCMCIA-GPIB Cable

PCMCIA Cable Strain Relief Kit (See Figure 7)

Attaches to the bottom of your notebook computer and provides adjustable strain relief for one or two PCMCIA cables attached to the installed PCMCIA card(s).

PCMCIA cable strain relief kit	777550-01
--------------------------------------	-----------



Figure 7. PCMCIA Cable Strain Relief Kit

X13 Cable (See Figure 8)

Micro GPIB connector to shielded GPIB cable for the PCI-GPIB/LP, PMC-GPIB, and some VXI and PXI embedded controllers.

1 m	183285-01
2 m	183285-02



Figure 8. X13 Cable

8-Port GPIB Strip (See Figure 9)

Useful in applications where daisy chaining multiple GPIB cables is inconvenient. Includes two sets of rack-mount hardware.

8-port GPIB strip.....	776707-01
Dimensions – 8.7 by 32.8 by 2.5 cm (3.5 by 13.0 by 1.0 in.)	



Figure 9. 8-Port GPIB Strip

XA Adapter (See Figure 10)

Required for attaching X Series cables to GPIB interfaces installed in computers with recessed back panels, such as the Macintosh, IBM PS/2, Sun SPARCstation, and IBM RISC System/6000.

XA adapter	181638-01
Width – 1.6 cm (0.6 in.)	

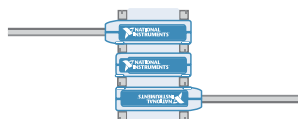


Figure 10. XA Adapter

Reverse Cable Adapter

Connects two GPIB cables so the cables are oriented in opposite directions.

Reverse cable adapter	182768-01
Width – 2.3 cm (0.9 in.)	



Parallel and Serial Cables



Figure 11. Reverse Slimline Adapter

Reverse Slimline Adapter (See Figure 11)

Narrow version of reverse cable adapter. Cable can turn in reverse orientation (180 degrees from normal).

Reverse slimline adapter182770-01
Width – 1.8 cm (0.7 in.)

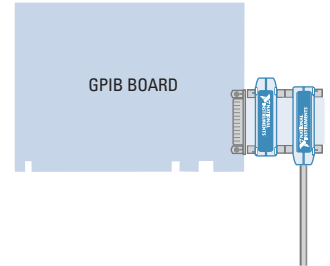


Figure 12. Male Connector Cover

Connector Covers (See Figures 12 and 13)

Prevents dust and other contaminants from corroding or damaging the exposed GPIB cable contacts. Shipped in multiples of four.

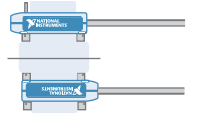
Male side776947-01
Female side.....776947-02



Figure 13. Female Connector Cover

Bulkhead Adapter (See Figure 14)

Female to female182766-01



Reverse entry182767-01

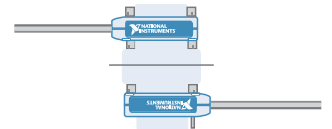


Figure 14. Bulkhead Adapter

G1 Internal Adapter Cable (See Figure 15)

Internal ribbon cable for Sun-3 and Sun-4 workstations that connects to the GPIB connector on the VME-GPIB and is terminated with a shielded chassis-mounted GPIB receptacle.

229 mm180383-09



Figure 15. G1 Internal Adapter Cable

Parallel and Serial Cables

GPIB-1284CT Cable (See Figure 16)

GPIB-1284CT (25-pin male D-Sub) to IBM PC parallel (25-pin male D-Sub).

1 m	181072-10
2 m	181072-20

RS1 Cable (See Figure 17)

GPIB-232CV-A/GPIB-232CT-A (9-pin female D-Sub) to IBM PC (25-pin male D-Sub).

1 m	181074-10
-----------	-----------

Serial Null-Modem Cable (See Figure 18)

GPIB-232CV-A/GPIB-232CT-A (9-pin female D-Sub) to IBM PC (9-pin female D-Sub).

1 m	182238-01
2 m	182238-02
4 m	182238-04

S10 Cable (See Figure 19)

GPIB-232CV/CT-A [9-pin female D-Sub (DTE)] to 9-pin male D-Sub (DCE).

1 m	183045-01
2 m	183045-02
4 m	183045-04

RS2 Cable (See Figure 19)

GPIB-485CT-A (9-pin female D-Sub) to AT-485/2 (9-pin female D-Sub).

1 m	183283-01
2 m	183283-02
4 m	183283-04

1394 Cables

2 m	185797-02
4.5 m	185797-04
4.5 m (latching)	185798-04

See page 720 for other serial cables.



Figure 16. GPIB-1284CT Cable



Figure 17. RS1 Cable



Figure 18. Serial Null-Modem Cable



Figure 19. S10 and RS2 Cables



Figure 20. 1394 Cables