



If you like it, tell others

Leave a review

For **feedback, complaints** or **assistance**,
contact us at feedback@magigoo.com

Share on Social Media

Follow for updates and discounts:



@magigoo



/magigoo






/magigoo

magigoo

**READ ME
FIRST**

How to use?

NB! DO NOT SQUEEZE the bottle to avoid applicator popping off.

1.  Shake.
2.  Press the foam tip against the build plate. If Magigoo does not flow, squeeze the sides of the bottle **REALLY GENTLY**.
3.  Spread on active print area. Use right print settings and print. To clean, use a damp cloth and water only.

