



2021

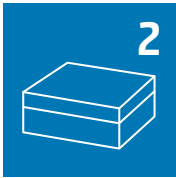
**PACKAGING SOLUTIONS  
MADE OF PLASTICS**



**ROUND BOXES**

**5 - 8**

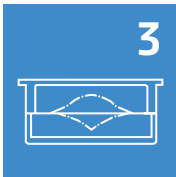
---



**RECTANGULAR BOXES**

**9 - 18**

---



**MEMBRANE BOXES**

**19 - 24**


---



**ASSORTMENT CASES**

**25 - 41**

---



**SUITCASES + FOAM INLAYS**

**42 - 63**

**STRONG + WATERPROOF CASES**

**64 - 66**

---



**TOTE BOXES + STOCKING BOXES**

**67 - 70**

---



**DRAWER CABINETS**

**71 - 82**

**ROLL-CONTAINERS + NEON-COLOURED  
DRAWERS**

**72 - 73**

---



**CONDUCTIVE BOXES + SMD BOXES**

**83 - 102**

---



**DENTAL BOXES**

**103 - 120**

**MEMBRANE BOXES + DENTAL CASES**

**110 - 113**

---



**INLAYS/INSERTS**

**121 - 139**

**FOAM INLAYS**

**122 - 123**

**VACUUM-FORMED INSERTS**

**124 - 139**

**CONDUCTIVE VACUUM-FORMED INSERTS ⚠ 138 - 139**



# Index A – Z

	Page		Page
<b>Assortment Cases</b>	<b>25 – 41</b>	<b>Membrane boxes</b>	<b>19 – 24, 110, 111</b>
Ampoule box	16	“Mouse’s loo” (cf. SMD collapsible boxes)	
<b>Ball hinged boxes</b>	<b>13 – 15</b>	Mouth protective box	<b>15, 44</b>
Boxes	7 – 41	<b>Napped foam</b>	<b>122, 123</b>
Boxes for characters	on request	Neon membrane boxes	14, 20, 110
<b>Cases</b>	<b>42 – 66</b>	Neon cabinets	72, 73
Collector’s boxes Cases	18	<b>Packing for brackets</b>	<b>14</b>
Collector’s cases	25 – 41	Packing for dental bonds	137
Color cases	on request	Packing for dental splints	137
Conductive boxes	83 – 102	Plates for plaster specimen	18
Conductive inserts	138, 139	Plates for wall plaster specimen (cf. plates for plaster specimen)	
Conductive cabinets	90 – 94	Presentation boxes	18
Conductive suitcases	100, 101	Printed board packings	96
Crystal Clear Boxes	5 – 18	Promotion boxes	on request
Crystal Clear Cases	on request	<b>Rectangular boxes / standard inserts</b>	<b>9 – 18</b>
<b>Deep freezer boxes</b>	<b>16</b>	Red Cases	43
Dental cabinets	120	Roll container	72 – 75, 77, 79, 81, 94,
Dentalcare box	114, 115	Roll container (Office)	72, 73
Dental boxes	103 – 120	Round boxes	5 – 8
Denal brackets boxes	14	<b>Screen printing</b>	<b>on request</b>
Dental diaphragm	46	SMD cabinets	86, 87, 92
Dental Drill Boxes	118, 119	SMD collapsible boxes	84, 85
Dental packing boxes	103 – 120	SMD spool racks	88
Dental trays	103 – 120	Special boxes (figures)	on request
Dispatch boxes	114 – 116	Stackable boxes	10 – 12, 18, 25 – 41
Drawer cabinets	71 – 82	Stackable trays	69
Dental Rollboy	109	Storage boxes	67 – 70
Dissipative SMD boxes	85	Storage cabinets	67 – 70
Dissipative SMD cabinets	86, 87	Strong cases	64 – 66
<b>Ear-shaped box</b>	<b>on request</b>	Suitcases	42 – 66
EGB cabinets	90 – 94	<b>Telescope boxes</b>	<b>8</b>
Euro boxes	see tote boxes	Tooth box	120
<b>Fishing equipment kits</b>	<b>25 – 41</b>	Tote box	68, 95
Flat boxes	26, 30, 34	Transparent boxes	5 – 22
Foam inlays	122, 123	Transport boxes	67 – 70
<b>Gel-Boxes</b>	<b>15</b>	Trays	67 – 70, 106 – 108
Gridded foam	122, 123	Tubes	7, 8
<b>Hinged boxes</b>	<b>13, 14</b>	<b>Vacuum-formed inserts</b>	<b>124 – 139</b>
Hygiene box	15, 44	<b>Washing pallets</b>	<b>135</b>
Hygiene suitcase	44	White cases	42, 61
<b>Jaw trays</b>	<b>on request</b>		
<b>KLT boxes</b>	<b>68</b>		
<b>Laboratory boxes</b>	<b>5 – 8</b>		
Laboratory trays	69, 70		

# LICEFA – your supplier for membrane boxes

- comprehensive assortment
- see chapter 3 (page 19 to 24)
- see chapter 9 (page 110 and 111)



## Dear Customers,

We take pleasure in presenting you with our **Packaging Catalogue 2021**. Notwithstanding adverse circumstances we have succeeded in extending our range of products.

- One example is a new A5-size assortment case available in 6 different heights as described in Chapter 4 on pages 38 and 39.
- Also out and about on the market is a comprehensive assortment of membrane boxes available directly from stock at short notice and also in small quantities. More on this in Chapter 3 (pages 19 to 24) and Chapter 9 (pages 110 and 111).
- We have also focused our attention on product-specific requirements concentrating on hygiene. The result is our signal-red hygiene case suitable for automobiles, businesses and hosts of other applications. Details in Chapter 5 on page 44.
- Wide range of highly durable standard products
- Sustainable and individual packaging solutions geared to versatile production facilities

We look forward to future business relations in line with your specific requirements!

Best wishes from Bad Salzuflen,



Heinrich Horstmann  
Managing Director and Shareholder



Christian Schmidt  
Manager of Plastics Division



Heinrich Horstmann



Christian Schmidt



Hygiene suitcase

Mask Box

# OUR SALES TEAM 2021

## Outdoor Service



**Uwe Tönsmann**  
Team Manager Distribution

Fon +49 (0) 52 22 . 28 04- 42  
Fax +49 (0) 52 22 . 28 04 -40  
Mobile +49 (0) 1 73. 9 61 46 60  
uwe.toensmann@licefa.de

## Indoor Service



**Meik Görder**  
Distribution office

Fon +49 (0) 52 22 . 28 04-71  
meik.goerder@licefa.de

## Internal | Sales



**Michael Siekmann**  
Commercial Manager  
Vacuum Forming Department

Fon +49 (0) 52 22 . 28 04-11  
michael.siekmann@licefa.de



**Silke Heitmeier**  
Team Manager Sales

Fon +49 (0) 52 22 . 28 04-74  
silke.heitmeier@licefa.de



**Bernd Jansen**  
Distribution Germany

Mobile +49 (0) 1 72. 2 73 77 30  
bernd.jansen@licefa.de  
Mülforter Str. 106  
41238 Mönchengladbach



**Tina Ehlert**  
Distribution office

Fon +49 (0) 52 22 . 28 04-75  
tina.ehlert@licefa.de



**Stefan Boegershausen**  
Sales

Fon +49 (0) 52 22 . 28 04-14  
stefan.boegershausen@licefa.de



**Anna-Lena Plaßmeier**  
Sales

Fon +49 (0) 52 22 . 28 04-69  
anna-lena.plassmeier@licefa.de



**Raimon Koot**  
Distribution Netherlands

Fon +31(0) 6 300 57 333  
Mobile +31(0) 172. 52 00 01  
raimon.koot@licefa.de  
Rubox NL, Postbus 243  
NL-2700 AE Zoetemeer



**Paulina Werpup**  
Distribution office

Fon +49 (0) 52 22 . 28 04-76  
paulina.werpup@licefa.de



**Silke Müller**  
Sales

Fon +49 (0) 52 22 . 28 04-13  
silke.mueller@licefa.de



**Stefanie Aust**  
Sales

Fon +49 (0) 52 22 . 28 04-77  
stefanie.aust@licefa.de





Round boxes on Licefa.de

Dimensions subject to errors and corrections!



## TRANSPARENT ROUND BOXES

This is only a small summary of our range of products.



Inside-Ø x height HU in mm HU = height of bottom part	Art. No.	Volume cm <sup>3</sup>	Design
8 x 20	<b>V 1-1</b>	1	A
<b>10 x 4</b>	<b>V 2-1</b>	0,3	A+G
13 x 23	<b>V 1-60</b>	3	Plug
13 x 48/23	<b>V 1-2</b>	6,5 <sup>1.)</sup>	A
15 x 7	<b>V 2-2</b>	1,2	G
15 x 8	<b>V 2-3</b>	1,4	A+G
16,5 x 12	<b>V 1-59</b>	2,5	B
16,5 x 17	<b>V 1-58</b>	3,5	B
18 x 8	<b>V 1-3</b>	2	A
19 x 45	<b>V 1-4</b>	13	B
<b>20 x 39</b>	<b>V 2-64</b>	12	A
22 x 22	<b>V 1-5</b>	8	A
22 x 27	<b>V 1-6</b>	10	A
22 x 31	<b>V 1-7</b>	12	A
22 x 45	<b>V 1-8</b>	17	A
22 x 75	<b>V 1-9</b>	28	A
22 x 90	<b>V 1-10</b>	31	A
23 x 7	<b>V 2-7</b>	2,9	A+G
23 x 15	<b>V 2-66</b>	6	A+G
26 x 17,5	<b>V 1-11</b>	9	B
27 x 13	<b>V 1-12</b>	7	B+G
28 x 30	<b>V 2-9</b>	18	B
28 x 48	<b>V 2-10</b>	29	B
28 x 49/30	<b>V 2-11</b>	30 <sup>1.)</sup>	B+H
28 x 67/48	<b>V 2-12</b>	41 <sup>1.)</sup>	B+H
29 x 35	<b>V 1-13</b>	23	B
29 x 45	<b>V 1-14</b>	30	B
<b>30 x 7</b>	<b>V 2-13</b>	5	B
31 x 20	<b>V 1-15</b>	15	A
33 x 18	<b>V 1-16</b>	15	B+G
34 x 43	<b>V 1-18</b>	39	B
35 x 12	<b>V 2-14</b>	11	B
35 x 13	<b>V 1-17</b>	12	B
35 x 58	<b>V 2-15</b>	56	B
36 x 5	<b>V 1-19</b>	5	G
36 x 10	<b>V 1-20</b>	10	G
36 x 29	<b>V 1-21</b>	30	B
36 x 47	<b>V 1-22</b>	48	A
37 x 39	<b>V 2-44</b>	42	Plug
39 x 107	<b>V 2-73</b>	127	Plug
<b>40 x 80</b>	<b>V 1-24</b>	100	A
40 x 140	<b>V 1-25</b>	175	A
40 x 260	<b>V 1-26</b>	320	A
42 x 12	<b>V 2-18</b>	16	B
42 x 14/11	<b>V 2-75</b>	19 <sup>1.)</sup>	B+H
42 x 17	<b>V 2-19</b>	23	B

Inside-Ø x height HU in mm HU = height of bottom part	Art. No.	Volume cm <sup>3</sup>	Design
44 x 21	<b>V 2-45</b>	32	B+D
44 x 34	<b>V 2-46</b>	51	B+D
44 x 44	<b>V 2-47</b>	66	B+D
44 x 68	<b>V 2-48</b>	103	B+D
44 x 85	<b>V 2-49</b>	129	B+D
44 x 102	<b>V 2-50<sup>2.)</sup></b>	155	B+D
46 x 6	<b>V 1-27</b>	10	G
49 x 16	<b>V 1-28</b>	30	B
49 x 30	<b>V 1-29</b>	57	A
49 x 36	<b>V 1-30</b>	68	B
49 x 59	<b>V 2-22</b>	112	A
<b>51 x 24</b>	<b>V 1-62</b>	49	B
55 x 13	<b>V 2-24</b>	31	B
55 x 17	<b>V 2-25</b>	40	B
55 x 21	<b>V 2-26</b>	50	B
58 x 11	<b>V 2-27</b>	29	B
58 x 21	<b>V 2-51</b>	55	B
58 x 31	<b>V 2-52</b>	82	B
58 x 41	<b>V 2-53</b>	108	B
<b>60 x 60</b>	<b>V 2-28</b>	170	A
63 x 13	<b>V 2-29</b>	40	B
65 x 7	<b>V 1-32</b>	23	G
65 x 40/28	<b>V 2-30</b>	132 <sup>1.)</sup>	B+G+H
69 x 22	<b>V 1-33</b>	82	B
69 x 40	<b>V 1-34</b>	150	B
69 x 51	<b>V 1-35</b>	190	B
<b>70 x 30</b>	<b>V 1-36<sup>2.)</sup></b>	115	A
70 x 30	<b>V 1-37</b>	115	D
70 x 40	<b>V 1-38</b>	150	D
71 x 10	<b>V 1-61</b>	40	A
73 x 17	<b>V 2-31</b>	71	B
73 x 23	<b>V 2-32</b>	96	A
73 x 27	<b>V 2-33<sup>2.)</sup></b>	106	B
73 x 35	<b>V 2-79</b>	146	B
73 x 71	<b>V 2-54</b>	297	B
75 x 7	<b>V 1-39</b>	30	G
<b>80 x 48</b>	<b>V 2-83</b>	405	A
85 x 8	<b>V 1-40</b>	45	G
89 x 21	<b>V 1-41</b>	130	B
89 x 35	<b>V 1-42</b>	220	B
<b>90 x 20</b>	<b>V 2-80</b>	127	B
90 x 35	<b>V 2-81</b>	222	B
90 x 48	<b>V 2-35</b>	305	A
98 x 49	<b>V 2-36</b>	370	A
<b>100 x 21</b>	<b>V 1-44</b>	155	D
100 x 36	<b>V 1-45</b>	280	D

Inside-Ø x height HU in mm HU = height of bottom part	Art. No.	Volume cm <sup>3</sup>	Design
<b>110 x 11</b>	<b>V 1-46</b>	100	B
110 x 20	<b>V 1-47</b>	190	B
110 x 28	<b>V 1-48</b>	260	B
116 x 60	<b>V 2-37</b>	635	A
116 x 80	<b>V 2-38</b>	850	A
116 x 99	<b>V 2-39</b>	1050	A
<b>120 x 13</b>	<b>V 2-40</b>	148	A
120 x 27	<b>V 2-41</b>	307	A
<b>135 x 30</b>	<b>V 1-49</b>	430	B
135 x 30	<b>V 1-50</b>	430	V
<b>150 x 27</b>	<b>V 2-42</b>	475	A
150 x 32	<b>V 1-51</b>	570	T
<b>218 x 26</b>	<b>V 2-43</b>	970	A
<b>240 x 40</b>	<b>V 1-52</b>	1800	T
<b>300 x 40</b>	<b>V 1-53</b>	2830	T
<b>150 x 27</b>	<b>V 2-42</b>	475	A
150 x 32	<b>V 1-51</b>	570	T
<b>218 x 26</b>	<b>V 2-43</b>	970	A
<b>240 x 40</b>	<b>V 1-52</b>	1800	T
<b>300 x 40</b>	<b>V 1-53</b>	2830	T

## Legend for design

- A** Protruding top cover
- B** Flush top cover
- D** Screw cap
- G** with grip edge
- H** Dome lid
- T** Made of vacuum-formed foil  
Bottom part white, transparent cover

1.) Due to the dome cap only limited use of the volume can be made.

2.) Box for 2 golf balls

3.) Box for 3 golf balls

Dimensions subject to errors and corrections!

## ROUND BOXES WITH SCREW-TYPE CAP with or without intermediate cover

Caps available in the following colours: ○ ● ● ● ● ● ● ●



Inside dimensions- Ø x height	Art. No. with intermediate cover	Art. No. without intermediate cover	cm <sup>3</sup> / ml (approx.)
52 x 40	V2-101 Z	V2-101	90
52 x 67	V2-102 Z	V2-102	130
69 x 72	V2-103 Z	V2-103	275
69 x 89	V2-104 Z	V2-104	325
89 x 34	V2-105 Z	V2-105	200
89 x 50	V2-106 Z	V2-106	300

Inside dimensions- Ø x height	Art. No. with intermediate cover	Art. No. without intermediate cover	cm <sup>3</sup> / ml (approx.)
89 x 60	V2-107 Z	V2-107	350
89 x 78	V2-108 Z	V2-108	400
89 x 105	V2-109 Z	V2-109	650
99 x 45	V2-110 Z	V2-110	325
99 x 67	V2-118 Z	V2-118	500
99 x 78	V2-111 Z	V2-111	600

Inside dimensions- Ø x height	Art. No. with intermediate cover	Art. No. without intermediate cover	cm <sup>3</sup> / ml (approx.)
99 x 100	V2-112 Z	V2-112	750
99 x 125	V2-113 Z	V2-113	1000
99 x 153	V2-114 Z	V2-114	1200
118 x 130	V2-115 Z	V2-115	1500
118 x 148	V2-116 Z	V2-116	1700
118 x 185	V2-117 Z	V2-117	2000

Measuring spoons 7, 10, 15 and 25 ml on request!

## TUBULAR BOXES Length on request (minimum volume 500 pcs.)



Ø inside   Ø outside Tolerance -/+0,3 mm	Types of locking			
	Material	1. Caps 	2. Lamellar Plugs <sup>1)</sup> 	3. Outer caps 
4,7/5,3	Rigid PVC or PET	○		
5,4/6	Rigid PVC or PET			○ ● ● ● ●
6,2/7,2	Rigid PVC or PET	○		
7/8	Rigid PVC or PET	○	○	
8/9	Rigid PVC or PET	○	○	Small quantities only matching lamellar plugs ○ ● ● ● ●
9/10	Rigid PVC or PET	○	○	
10/11	Rigid PVC or PET	○	○	
11/12	Rigid PVC or PET	○	○	
12/13	Rigid PVC or PET	○	○	
13/14	Rigid PVC or PET	○	○	○ ● ● ● ●
14/15	Rigid PVC or PET	○	○	
15/16	Rigid PVC or PET	○	○	
16/17	Rigid PVC or PET	○	○	○
17/18	Rigid PVC or PET	○	○	○ ● ● ● ●
18/19	Rigid PVC or PET	○	○	
19/20	Rigid PVC or PET	○	○	
19,5/20,5	Rigid PVC or PET	○	○	
20/21	Rigid PVC or PET	○	○	
20,5/21,5	Rigid PVC or PET	○	○	
20,5/22	Rigid PVC or PET	○	○	
21,8/23	Rigid PVC or PET	○		○ ● ● ● ●
22/23,5	Rigid PVC or PET	○		
22,5/24	Rigid PVC or PET	○		

Ø inside   Ø outside Tolerance -/+0,3 mm	Types of locking			
	Material	1. Caps 	2. Lamellar plugs <sup>1)</sup> 	3. Outer caps 
23/24,5	Rigid PVC or PET	○		●
24,5/26	Rigid PVC or PET		○	
26/27,5	Rigid PVC or PET	○		
26,5/28	Rigid PVC or PET	○		○ ● ● ● ●
27/28,5	Rigid PVC or PET	○		
27,5/29	Rigid PVC or PET	only disc plugs		
28,5/30	Rigid PVC or PET	○		
30/31,5	Rigid PVC or PET	○		○
31/33	Rigid PVC or PET	○		
32,5/34	Rigid PVC or PET	○		○ ● ● ● ●
33/35	Rigid PVC or PET	○		
36/38	Rigid PVC or PET	○		○
37/39	Rigid PVC			○ ● ● ● ●
42/44	Rigid PVC	○		○ ● ● ● ●
47/49	Rigid PVC			○ ● ● ● ●
51/53	Rigid PVC	○		

Lamellar plugs, Outer caps = min. quantity 1000 pcs., natural colour (smaller quantities on request) | Caps = min. qty. 1000 pcs, natural colour (smaller qty. on request) from 20,000 - 50,000 pcs. (depending on size) also available in colour, 1.) Length of plug: | Standard material = rigid PVC transparent, colourless, impact resistant | Special material = PET transparent, colourless (min. quantities and prices on request)

## ROUND BOXES

**ROUND TELESCOPIC SLEEVE** adjustable in length by turning




Art. No. RBH Ø   length (mm)			
RUH 10/50-70	RUH 16/120-200	RUH 35/80-120	RUH 65/200-350
RUH 10/80-120	RUH 16/200-350	RUH 35/120-200	RUH 85/80-100
RUH 10/120-200	RUH 16/350-620	RUH 35/200-350	RUH 85/120-180
RUH 13/50-70	RUH 22/50-60	RUH 45/80-120	RUH 85/200-350
RUH 13/80-120	RUH 22/80-120	RUH 45/120-200	RUH 85/350-550
RUH 13/120-200	RUH 22/120-200	RUH 45/200-350	RUH 105/80-100
RUH 13/200-350	RUH 22/200-350	RUH 55/120-200	RUH 105/120-180
RUH 16/80-120	RUH 22/350-620	RUH 65/120-200	RUH 105/200-350

**ROUND-TELESCOPIC SLEEVE** adjustable in length by turning




Art. No. RBH Ø   length (mm)			
TH 28/50-60	TH 35/120-200	TH 50/80-120	TH 65/120-200
TH 28/80-120	TH 35/200-350	TH 50/120-200	TH 65/200-350
TH 28/120-200	TH 35/350-620	TH 50/200-350	TH 80/80-100
TH 28/200-350	TH 40/50-60	TH 50/350-620	TH 80/120-180
TH 30/50-60	TH 40/60-80	TH 55/50-60	TH 80/200-350
TH 30/80-120	TH 40/120-200	TH 55/60-80	TH 80/350-550
TH 30/120-200	TH 45/50-60	TH 55/80-120	TH 80/550-1000
TH 30/200-350	TH 45/60-80	TH 55/120-200	TH 105/80-100
TH 30/350-620	TH 45/80-120	TH 55/200-350	TH 105/120-180
TH 30/410-770	TH 45/120-200	TH 55/350-620	TH 105/200-350
TH 35/50-60	TH 45/350-620	TH 65/50-60	
TH 35/60-80	TH 50/50-60	TH 65/60-80	
TH 35/80-120	TH 50/60-80	TH 65/80-120	

**RECTANGULAR BLOCK PACK SLEEVES** adjustable in length by turning and pulling



Art. No. RBH Ø   length (mm)			
RBH 14/50-80	RBH 18/200-350	RBH 24/120-200	RBH 75/120-200
RBH 14/80-120	RBH 20/50-80	RBH 24/200-350	RBH 75/200-350
RBH 14/120-200	RBH 20/80-120	RBH 26/50-70	RBH 85/120-200
RBH 14/200-350	RBH 20/120-200	RBH 26/80-120	RBH 85/200-350
RBH 16/50-80	RBH 20/200-350	RBH 26/120-200	RBH 85/350-620
RBH 16/80-120	RBH 22/50-80	RBH 26/200-350	RBH 95/120-200
RBH 16/120-200	RBH 22/80-120	RBH 65/80-120	RBH 95/200-350
RBH 16/200-350	RBH 22/120-200	RBH 65/120-200	RBH 95/350-620
RBH 18/50-80	RBH 22/200-350	RBH 65/200-350	
RBH 18/80-120	RBH 24/50-80	RBH 65/350-620	
RBH 18/120-200	RBH 24/80-120	RBH 75/80-120	





Rectangular boxes on Licefa.de

## SCHEDULE FOR RECTANGULAR BOXES

(Legend for design see page 12)



Length x Width x Height	Art. No.	HU in mm HU = Height bottom part	Design
6 x 6 x 19	<b>2449795</b>	0,7	B
6 x 6 x 35	<b>V4-2</b>	1,2	B
<b>10 x 10 x 51/43</b>	<b>V3-1</b>	5 <sup>1.)</sup>	B+H
19 x 19 x 14	<b>V4-3</b>	5	A
<b>20 x 15 x 12</b>	<b>V4-4</b>	3,6	A
22 x 22 x 8	<b>V20-1</b>	4,2	PP+F
23 x 21 x 10	<b>V4-7</b>	4,8	A
24 x 5 x 65	<b>V3-2</b>	7,5 <sup>1.)</sup>	B+H
24 x 23 x 7	<b>V4-6</b>	3,4	A
25,4 x 25,4 x 4,5	<b>V3-3</b>	2,9	A+S
26 x 16 x 7	<b>V4-9</b>	2,9	A
27 x 27 x 8/4	<b>V5-1</b>	5,8 <sup>1.)</sup>	B+K+H
27 x 27 x 11/7	<b>V5-2</b>	8 <sup>1.)</sup>	B+K+H
27 x 27 x 12	<b>V3-4-A</b>	8,8	A
27 x 27 x 13/6,5	<b>V5-3</b>	9,5 <sup>1.)</sup>	B+K+H
27 x 27 x 17/13	<b>V5-4</b>	12,4 <sup>1.)</sup>	B+K+H
27 x 27 x 20/13	<b>V5-5</b>	14,6 <sup>1.)</sup>	B+K+H
27 x 27 x 26/13	<b>V5-6</b>	19 <sup>1.)</sup>	B+K+H
<b>31 x 21 x 4</b>	<b>V4-11</b>	2,6	A
31 x 21 x 7/5	<b>V4-113</b>	4,5	B
31 x 26 x 14	<b>V4-12</b>	11	A
32 x 32 x 8	<b>V20-200</b>	8,19	PP+F
35 x 30 x 16/8	<b>V5-7</b>	16,8 <sup>1.)</sup>	B+K+H
35 x 30 x 22/14	<b>V5-8</b>	23,1 <sup>1.)</sup>	B+K+H
35 x 30 x 28/14	<b>V5-9</b>	29,4 <sup>1.)</sup>	B+K+H
35 x 35 x 12	<b>V20-3</b>	14,7	PP+F
35 x 35 x 25	<b>V20-50</b>	30,62	PP+F
36 x 36 x 8	<b>V20-24</b>	10,36	PP+F
37 x 37 x 4	<b>V20-2</b>	5,5	PP+F
37 x 29 x 43	<b>V3-5</b>	47 <sup>1.)</sup>	A
<b>40 x 39 x 33</b>	<b>V5-139</b>	51,4	K
41 x 19 x 14	<b>V4-15</b>	11	A
41 x 41 x 17/14	<b>V5-90</b>	28,6 <sup>1.)</sup>	B+K+H
41 x 41 x 25/14	<b>V5-91</b>	42 <sup>1.)</sup>	B+K+H
41 x 41 x 28/14	<b>V5-10</b>	47,1 <sup>1.)</sup>	B+K+H
42 x 35 x 12	<b>V4-16</b>	17	B
43 x 32 x 10	<b>V3-6</b>	14	E
43 x 43 x 6/3	<b>V5-92</b>	11,1	B+K+H
43 x 43 x 13/10	<b>V5-93</b>	24 <sup>1.)</sup>	B+K+H
43 x 43 x 20/10	<b>V5-94</b>	37 <sup>1.)</sup>	B+K+H
44 x 44 x 90/30	<b>V3-7</b>	174 <sup>1.)</sup>	B+H
47 x 45 x 11	<b>V3-8</b>	23	B+R
47 x 47 x 19	<b>V20-5</b>	41,97	PP+F
48 x 29 x 16/8	<b>V5-11</b>	22,3 <sup>1.)</sup>	B+K+H
48 x 29 x 21/13	<b>V5-12</b>	29,2 <sup>1.)</sup>	B+K+H
48 x 29 x 26/13	<b>V5-13</b>	36,2 <sup>1.)</sup>	B+K+H

Length x Width x Height	Art. No.	HU in mm HU = Height bottom part	Design
49 x 26 x 7	<b>V4-19</b>	9	A
49 x 26 x 10	<b>V4-20</b>	13	A
49 x 35 x 10	<b>V4-21</b>	17	A
49 x 49 x 6	<b>V20-4</b>	14,41	PP+F
49,5 x 49,5 x 5	<b>V3-10</b>	12	A
<b>50 x 30 x 9</b>	<b>V3-11</b>	14	B
50 x 30 x 16	<b>V3-12</b>	24	B
50 x 30 x 25	<b>V3-13</b>	37	B
50 x 50 x 12/6	<b>V5-111</b>	30 <sup>1.)</sup>	B+K+H
50 x 50 x 16	<b>V4-22</b>	40	A+S
50 x 50 x 20/14	<b>V5-112</b>	50 <sup>1.)</sup>	B+K+H
50 x 50 x 26	<b>V4-23</b>	65	A+S
50 x 50 x 28/14	<b>V5-113</b>	70 <sup>1.)</sup>	B+K+H
50 x 50 x 31/25	<b>V5-114</b>	77,5 <sup>1.)</sup>	B+K+H
50 x 50 x 36	<b>V4-24</b>	90	A+S
50 x 50 x 39/25	<b>V5-115</b>	97,5 <sup>1.)</sup>	B+K+H
50 x 50 x 50/25	<b>V5-116</b>	125 <sup>1.)</sup>	B+K+H
51 x 37 x 29/4	<b>V4-25</b>	55	H
51 x 51 x 12/6	<b>V4-26</b>	31 <sup>1.)</sup>	B+K+H
51 x 51 x 15/9	<b>V4-27</b>	39 <sup>1.)</sup>	B+K+H
51 x 51 x 19/9	<b>V4-28</b>	49,4 <sup>1.)</sup>	B+K+H
51 x 51 x 35/25	<b>V4-30</b>	91 <sup>1.)</sup>	B+K+H
51 x 51 x 51/25	<b>V4-31</b>	133 <sup>1.)</sup>	B+K+H
52 x 35 x 60	<b>V3-15</b>	110	B
52 x 36 x 5	<b>V20-70</b>	9,36	PP+F
55 x 35 x 12	<b>V4-34</b>	23	B
55 x 35 x 14	<b>V4-35</b>	27	B
55 x 38 x 10/5	<b>V5-14(W)</b>	20,9 <sup>1.)</sup>	B+K+H
55 x 38 x 14/7	<b>V5-15</b>	29,3 <sup>1.)</sup>	B+K+H
55 x 38 x 18/13	<b>V5-16(W)</b>	29,3 <sup>1.)</sup>	B+K+H
55 x 38 x 26/13	<b>V5-17</b>	54,3 <sup>1.)</sup>	B+K+H
55 x 39 x 10	<b>V20-201</b>	21,45	PP+F
55 x 39 x 31	<b>2427592</b>	66	B
55 x 40 x 6	<b>V4-37</b>	13	A(W) <sup>2.)</sup>
55 x 40 x 43	<b>LAB-BOX 1</b>	94	B
55 x 55 x 25/16	<b>V3-16</b>	75 <sup>1.)</sup>	B+S+H
55 x 55 x 35/26	<b>V3-17</b>	105 <sup>1.)</sup>	B+S+H
56 x 44 x 14	<b>V4-43</b>	43	B
56 x 56 x 27	<b>2427598</b>	84	B+S
56 x 56 x 37	<b>2427601</b>	116	B+S
57 x 36 x 17	<b>V3-18</b>	35	B+R
57 x 36 x 25	<b>V3-19</b>	51	B+R
57 x 47 x 28	<b>V3-20</b>	75	B
58 x 58 x 40	<b>V20-43</b>	134,56	PP-F
59 x 59 x 19	<b>V4-46</b>	66	B+R
59 x 59 x 36	<b>V4-47</b>	125	B+R

Length x Width x Height	Art. No.	HU in mm HU = Height bottom part	Design
<b>60 x 24 x 19</b>	<b>V3-21</b>	26	A
60 x 25 x 11/5,5	<b>V5-18</b>	16,5 <sup>1.)</sup>	B+K+H
60 x 50 x 25	<b>V3-22</b>	90	B
60 x 51 x 26/21	<b>V3-23</b>	92 <sup>1.)</sup>	B+H
60 x 60 x 25	<b>V20-42</b>	93,6	PP-F
61 x 30 x 34	<b>V4-48</b>	62	A+S
62 x 36 x 8	<b>V4-49</b>	18	B
62 x 62 x 12	<b>V20-41</b>	46,12	PP-F
63 x 50 x 12	<b>V4-50</b>	38	B
63 x 63 x 6	<b>V20-40</b>	23,81	PP+F
64 x 30 x 14	<b>V4-53</b>	27	A
65 x 18 x 18	<b>V3-24</b>	21	B
65 x 65 x 6/3	<b>V5-95</b>	2,5 <sup>1.)</sup>	B+K+H
65 x 65 x 10/7	<b>V5-96</b>	42 <sup>1.)</sup>	B+K+H
65 x 65 x 14/7	<b>V5-19</b>	59,2 <sup>1.)</sup>	B+K+H
65 x 65 x 16/13	<b>V5-97</b>	67,5 <sup>1.)</sup>	B+K+H
65 x 65 x 20/13	<b>V5-20</b>	84,5 <sup>1.)</sup>	B+K+H
65 x 65 x 26/13	<b>V5-21</b>	110 <sup>1.)</sup>	B+K+H
66 x 47 x 13	<b>V20-202</b>	40,32	PP+F
67 x 16 x 8/4	<b>V5-22</b>	95,5 <sup>1.)</sup>	B+K+H
67 x 27 x 9	<b>V4-55</b>	16	E
67 x 37 x 17	<b>V4-56</b>	42	B
67 x 67 x 26	<b>V20-8</b>	116,71	PP+F
67 x 67 x 40	<b>V20-51</b>	179,56	PP+F
68 x 28 x 4,3	<b>V3-26</b>	8	E+R
68 x 59 x 26	<b>V3-27</b>	110	B
69 x 18 x 7	<b>V20-72</b>	8,69	PP+F
69 x 18 x 25	<b>V20-71</b>	31,05	PP+F
69 x 69 x 12	<b>V20-7</b>	57,13	PP+F
<b>70 x 15 x 16</b>	<b>V3-28</b>	17	B
70 x 45 x 12/6	<b>V5-142</b>	37,8	K
70 x 45 x 14/7	<b>V5-23</b>	44	B+K+H
70 x 45 x 19/13	<b>V5-132</b>	59,8	K
70 x 45 x 24/12	<b>V5-140</b>	75,6	K
70 x 45 x 26/13	<b>V5-143</b>	81,9	K
70 x 60 x 30	<b>V4-57</b>	126	B
70 x 60 x 70	<b>V4-58</b>	294	B
70 x 70 x 6	<b>V20-6</b>	29,4	PP+F
70 x 70 x 48	<b>V4-147</b>	235	A
72 x 30 x 31	<b>V3-29</b>	67	A+R
73 x 42 x 17	<b>V3-30</b>	52	B
73 x 62 x 16	<b>V4-59</b>	72	B
74 x 74 x 13/6,5	<b>V5-24</b>	71 <sup>1.)</sup>	A+SCH
74 x 74 x 26/19,5	<b>V5-25</b>	142 <sup>1.)</sup>	B+K+H
74 x 74 x 39/19,5	<b>V5-26</b>	214 <sup>1.)</sup>	B+K+H
75 x 50 x 50	<b>V8-17</b>	187 <sup>1.)</sup>	SCH+B

1.) Due to the dome cap only limited use of the volume can be made. 2.) Design optional  
Dimensions subject to errors and corrections!



## SCHEDULE FOR RECTANGULAR BOXES

(Legend for design see page 12)



Length x Width x Height	Art. No.	HU in mm HU = Height bottom part	Design
75 x 44 x 30	V3-31	100	B
75 x 44 x 55/30	V3-32	181 <sup>1.)</sup>	B+H
75 x 44 x 65/30	V3-33	215 <sup>1.)</sup>	B+H
75 x 44 x 90/30	V3-34	300 <sup>1.)</sup>	B+H
75 x 44 x 105/30	V3-35	346 <sup>1.)</sup>	B+H
75 x 50 x 33	V8-1 <sup>3.)</sup>	123	SCH+B
75 x 50 x 45/38	V8-2 <sup>3.)</sup>	173	SCH+B+H
75 x 51 x 12	V4-61	46	SCH+B
75 x 75 x 17	V3-36	95	B
75 x 75 x 27	V3-37	150	B
76 x 50 x 27	V8-3 <sup>3.)</sup>	102	SCH+B+H
77 x 55 x 12/6	V5-27 (W)	51 <sup>1.)</sup>	B+K+(W) <sup>1.)</sup>
77 x 55 x 19/13	V5-28 (W)	80,5 <sup>1.)</sup>	B+K+H(W)
77 x 55 x 26/13	V5-29	110 <sup>1.)</sup>	B+K+H
78 x 30 x 10/5	V5-51	23,4 <sup>1.)</sup>	B+K+H
78 x 30 x 18/13	V5-52	42 <sup>1.)</sup>	B+K+H
78 x 30 x 26/13	V5-53	61 <sup>1.)</sup>	B+K+H
79 x 79 x 34	V4-62	210	A+R
79 x 79 x 54	V4-63	330	A+R
80 x 50 x 20	V3-39	80	B+R
80 x 50 x 27	V3-40	108	B+R
80 x 54 x 17	V4-66	73	SCH+B
81 x 62 x 21	V3-41	105	W
81 x 62 x 43	V3-42	215	W
82 x 31 x 11	V20-73	27,96	PP+F
82 x 43 x 29	V3-43	102	E
84 x 50 x 13/11	2427604	54,6	B+H+W
85 x 55 x 43	LAB-BOX 2	201	B
86 x 34 x 18	V4-68	52	B
86 x 54 x 5/2,5	V5-105	111 <sup>1.)</sup>	B+K+H
86 x 54 x 24/22	V5-106	163 <sup>1.)</sup>	B+K+H
86 x 54 x 35/33	V5-107	204 <sup>1.)</sup>	B+K+H
86 x 54 x 44/22	V5-108	255 <sup>1.)</sup>	V+B+K+H
86 x 54 x 55/33	V5-109	306 <sup>1.)</sup>	V+B+K+H
86 x 54 x 66/33	V5-110	9	A
86 x 55 x 2	V4-116	139	B+S
86 x 56 x 28	V4-117	111 <sup>1.)</sup>	SCH+B
86 x 76 x 17/12	V4-69	143 <sup>1.)</sup>	SCH+B+H
86 x 76 x 22/17	V4-125	216 <sup>1.)</sup>	SCH+B+H
86 x 76 x 33/29	V4-126	55	SCH+B
86 x 86 x 40	V20-55	295,84	PP+F
88 x 88 x 25	V20-54	193,6	PP+F
90 x 51 x 12/8	V4-70	55	SCH+B
90 x 51 x 35/31	V4-114	160	SCH
91 x 91 x 12	V20-53	99,37	PP+F
92 x 59 x 25	V4-72	136	B

Length x Width x Height	Art. No.	HU in mm HU = Height bottom part	Design
92 x 61 x 15	V4-146	84	A+G Spielk.
92 x 65 x 17	V20-203	101,66 <sup>1.)</sup>	PP+F
92 x 92 x 6	V20-52	50,78	PP+F
93 x 54 x 32	V4-73	160	B
95 x 68 x 14	V3-44	90	B
95 x 68 x 35	V3-45	230	B
95 x 95 x 14/7	V5-57	113,05	B+K+H
95 x 95 x 28	V3-46	260	A
95 x 95 x 29/22	V5-121	262 <sup>1.)</sup>	B+K+H
95 x 95 x 44/22	V5-122	397 <sup>1.)</sup>	B+K+H
96 x 96 x 27/21	V3-47	245 <sup>1.)</sup>	B+H
99 x 59 x 27	V3-50	158	B+R
99 x 59 x 35	V3-51	205	B+R
99 x 59 x 42	V3-105	245	B+R
100 x 60 x 12/6	V5-58	72 <sup>1.)</sup>	B+K+H
100 x 75 x 27	V8-4	200	B+S+SCH
100 x 86 x 105	V3-52	900	B milky
100 x 100 x 40	V20-12	800	PP+F
101 x 101 x 25	V20-11	92 <sup>1.)</sup>	PP+F
101,5 x 101,5 x 94	V3-48	400	B+R
102 x 25 x 10	V3-53	25	A
102 x 85 x 47/40	V3-54	400 <sup>1.)</sup>	B+H
103 x 103 x 12	V20-10	127,3	PP+F
104 x 74 x 12/6	V5-45	270,5	B+K+H
104 x 74 x 22/16	V5-46	168 <sup>1.)</sup>	B+K+H
104 x 71 x 32/16	V5-47	246 <sup>1.)</sup>	B+K+H
104 x 95 x 31	V4-77	306	A+S
105 x 66 x 37	V4-78	256	B
105 x 95 x 45	V4-79	450	A+S
105 x 105 x 6	V20-9	66,78	PP+F
106 x 75 x 46/38	V8-5 <sup>3.)</sup>	365 <sup>1.)</sup>	SCH+B+H
107 x 53 x 18	V20-75	102,07	PP+F
107 x 53 x 20	V3-55	110	A
107 x 53 x 22	V3-56	125	B+S
107 x 53 x 40	V20-74	123	A+S+R
107 x 75 x 20	V3-57	160	B
108 x 85 x 33	V8-6 <sup>3.)</sup>	275	SCH+B
111 x 51 x 20/11	V4-80	113 <sup>1.)</sup>	SCH+B+H
111 x 51 x 35/26	V4-131	150 <sup>1.)</sup>	SCH+B+H
111 x 51 x 51/42	V4-132	242 <sup>1.)</sup>	SCH+B+H
111 x 52 x 12/6	V5-117	69 <sup>1.)</sup>	B+K+H
111 x 52 x 21/15	V5-118	121 <sup>1.)</sup>	B+K+H
111 x 52 x 30/15	V5-119	363 <sup>1.)</sup>	B+K+H
111 x 78 x 26	V20-204	225,1	B
115 x 55 x 35/26	V3-59	220 <sup>1.)</sup>	B+S+H
115 x 55 x 55/46	V3-60	350 <sup>1.)</sup>	B+S+H

Length x Width x Height	Art. No.	HU in mm HU = Height bottom part	Design
115 x 75 x 30	V3-58	255	B
115 x 85 x 43	LAB-BOX 3	254,15	B+S+H
115 x 115 x 55/46	V3-61	700 <sup>1.)</sup>	B+S+H
116 x 56 x 27	V4-133	175	B+S
116 x 56 x 37	V4-134	240	B+S
116 x 56 x 58	V4-135	376	B+S
117 x 90 x 8/4	V5-30	84 <sup>1.)</sup>	B+K+H
117 x 90 x 21/17	V5-31	221 <sup>1.)</sup>	B+K+H
117 x 90 x 34/17	V5-32	358 <sup>1.)</sup>	B+K+H
120 x 40 x 12/6	V5-48	57,5 <sup>1.)</sup>	B+K+H
120 x 40 x 16/10	V5-49	76,6 <sup>1.)</sup>	B+K+H
120 x 40 x 20/10	V5-50	96 <sup>1.)</sup>	B+K+H
120 x 92 x 17	V5-61	187	SCH+B
120 x 120 x 28	V4-81 <sup>1.)</sup>	405	A+SCH
121 x 121 x 3/1,5	V5-120	44	K
121 x 121 x 8,5/7	V5-123	124,4	K
121 x 121 x 14/7	V5-124	204,97	K
121 x 121 x 23,5/22	V5-125	344,06	K
121 x 121 x 29/22	V5-126	424,58	K
121 x 121 x 44/22	V5-127	644,2	K
123 x 107 x 12	V5-62	158	SCH+B
123 x 107 x 23	V5-63	302	SCH+B
123 x 125 x 23	V5-64	354	SCH+B
127 x 127 x 40	V20-20	645,16	PP+F
130 x 32 x 14/7	V5-33	59,3 <sup>1.)</sup>	K
130 x 35 x 32	V3-64	145	B
130 x 65 x 14/7	V5-128	118,3	K
130 x 65 x 29/22	V5-129	245,05	K
130 x 65 x 44/22	V5-130	371,8	K
130 x 80 x 30	V20-30 <sup>9.)</sup>	312	PP+F
130 x 80 x 50	V20-31 <sup>9.)</sup>	520	PP+F
130 x 115 x 50	V3-65	750	A+T
130 x 130 x 25	V20-19	422,5	PP+F
132 x 60 x 12	V3-66	95	B
132 x 132 x 12	V20-18	209,08	PP+F
133 x 133 x 6	V20-17	106,13	PP+F
134 x 95 x 30	V20-205	381,9	PP+F
134 x 110 x 108/90	V4-137	1.159 <sup>1.)</sup>	B+H
137 x 47 x 32	V3-67	205	B
138 x 44 x 14/7	V5-34	85 <sup>1.)</sup>	B+K+H
138 x 44 x 21/13	V5-35	127,5	B+K+H
138 x 82 x 27	V20-77	305,53	PP+F
138 x 82 x 40	V20-76	452,64	PP+F
140 x 70 x 17	V3-68	165	B
140 x 70 x 36/17	V3-69	350 <sup>1.)</sup>	PP+F
140 x 70 x 44/17	V3-70	430 <sup>1.)</sup>	B+H

Usable inside dimensions in mm.

1.) Due to the dome cap only limited use of the volume can be made. 2.) Design optional  
Dimensions subject to errors and corrections!

## SCHEDULE FOR FOR RECTANGULAR BOXES

Length x Width x Height	Art. No.	HU in mm HU = Height bottom part	Design
140 x 90 x 17/8,5	V5-36	215 <sup>1.)</sup>	B+H
141 x 44 x 14/7	V5-37	87,5 <sup>1.)</sup>	B+K+H
142 x 72 x 25	V5-65	255 <sup>1.)</sup>	B+K+H
142 x 80 x 23	V5-66	261 <sup>1.)</sup>	B+K+H
145 x 90 x 40	V5-67	522 <sup>1.)</sup>	B+K+H
145 x 105 x 20	V3-75	410	A+T <sup>4.)</sup>
145 x 112 x 68/50	V4-86	1.100 <sup>1.)</sup>	A+H
145 x 112 x 87/69	V4-87	1.400 <sup>1.)</sup>	A+H
149 x 129 x 65	V4-88	1.250	A+S
<b>150 x 17 x 15</b>	V4-89	38	B
150 x 90 x 27	V5-68	364	SCH+S
150 x 110 x 30	V3-71	495	A+T <sup>4.)</sup>
152 x 48,5 x 16	V3-72	118	B
152 x 92 x 41/16	V3-73	540 <sup>1.)</sup>	B+H
153 x 106 x 25	V4-90	405	A+S
153 x 106 x 25	V4-90SCH	405	A+S+SCH
153 x 106 x 35	V4-139	576	SCH+A+S
153 x 106 x 45	V4-140	740	SCH+A+S
155 x 40 x 30	V3-74	185	B
155 x 105 x 25	V5-69	406	SCH
156 x 106 x 46/38	V8-7	760 <sup>1.)</sup>	SCH+B+H <sup>3.)</sup>
158 x 97 x 28	V5-70	430 <sup>1.)</sup>	SCH+S
<b>160 x 74 x 10/5</b>	V5-98	118 <sup>1.)</sup>	B+K+H
160 x 74 x 25/20	V5-99	296 <sup>1.)</sup>	B+K+H
160 x 74 x 40/20	V5-100	473 <sup>1.)</sup>	B+K+H
160 x 111 x 10/5	V5-101	177 <sup>1.)</sup>	B+K+H
160 x 111 x 25/20	V5-102	400 <sup>1.)</sup>	B+K+H
160 x 111 x 40/20	V5-103	640 <sup>1.)</sup>	B+K+H
160 x 160 x 40	V20-16	1.024	PP+F
163 x 129 x 13	V3-76	274	A
163 x 163 x 25	V20-15	664,22	PP+F
164 x 164 x 12	V20-14	322,75	PP+F
165 x 165 x 6	V20-13	163,35	PP+F
<b>170 x 42 x 18/9</b>	V5-38	129 <sup>1.)</sup>	B+K+H
170 x 80 x 20	V3-77	270	A+T <sup>4.)</sup>
170 x 160 x 10/5	V5-54	272 <sup>1.)</sup>	B+K+H
170 x 160 x 25/20	V5-55	680 <sup>1.)</sup>	B+K+H
170 x 160 x 40/20	V5-56	1.088 <sup>1.)</sup>	B+K+H
172 x 75 x 27	V4-91	348	A+S+R
172 x 82 x 27	V5-72	380 <sup>1.)</sup>	SCH
173 x 111 x 25	V4-92	480	A+S
175 x 115 x 65	LAB-BOX 4	1.308	B
178 x 103 x 28	V5-73	513	SCH
<b>180 x 103 x 13</b>	V7-1/1	240	A+R <sup>3.)</sup>
183 x 103 x 33	V8-18	611	SCH
185 x 90 x 35	V20-300	582,75	PP+F
185 x 108 x 10	8120307	590	B+R+SCH <sup>3.)</sup>
185 x 108 x 29	8120319	590	B+R+SCH <sup>3.)</sup>
185 x 108 x 48	8120321	590	B+R+SCH <sup>3.)</sup>
186 x 20 x 10	V4-93	37	A
188 x 90 x 29	V5-74	490	SCH
<b>190 x 145 x 115</b>	V3-80	3.150	A+R
193 x 26 x 9/4,5	V5-39	45 <sup>1.)</sup>	B+K+H
193 x 73 x 23	V4-94	324	B
193 x 92 x 30	V5-75	532	SCH
194 x 30 x 11	V3-81	55	A+T <sup>4.)</sup>
195 x 54 x 36	V4-95	378	A+S
196 x 90 x 17/8,5	V5-40	300 <sup>1.)</sup>	B+K+H
196 x 136 x 49	V8-9	1.300	B
196 x 137 x 28	V4-96	750	A

Length x Width x Height	Art. No.	HU in mm HU = Height bottom part	Design
197 x 95 x 28	V3-82	525	A+T <sup>4.)</sup>
198 x 154 x 75	V3-83	2.300	A+R
<b>200 x 150 x 3</b>	V5-151	90	B+K+H
200 x 150 x 20	V5-152	600	B+K+H
200 x 150 x 37	V5-153	1.100	B+K+H
200 x 170 x 35	V3-84	1.200	A+T <sup>4.)</sup>
200 x 200 x 40	V20-28	1.600	PP+F
201 x 100 x 14	V4-100	280	A+S
201 x 100 x 21	V4-101	420	A+S
201 x 100 x 35	V4-102	705	A+S
205 x 84 x 30	V5-76	516	SCH+S
205 x 95 x 45	V8-10	895	B (SCH)
205 x 205 x 25	V20-27	1.050,62	PP+F
207 x 207 x 12	V20-26	514,18	PP+F
208 x 208 x 6	V20-25	259,58	PP+F
<b>210 x 75 x 50</b>	V8-11	787 <sup>1.)</sup>	SCH+B
210 x 100 x 24/12	V5-41	504 <sup>1.)</sup>	B+K+H
212 x 108 x 33	V5-77	755	SCH
213 x 22 x 16/8	V5-42	75 <sup>1.)</sup>	B+K+H
218 x 151 x 35	V4-104	1.150	A+S
219 x 152 x 25	V4-105	830	A+S
<b>220 x 28 x 22</b>	V3-85	170	A+T <sup>4.)</sup>
220 x 130 x 35/18	V8-15	1.000 <sup>1.)</sup>	SCH+B+H <sup>3.)</sup>
220 x 153 x 25	V4-106	845	A+S+SCH
220 x 153 x 45	V4-143	1.514	SCH+A+S
222 x 116 x 116	V3-86	2.985	A+R
225 x 145 x 75	V3-87	2.450	A+T+S
228 x 42 x 18/9	V5-44	172 <sup>1.)</sup>	B+K+H
<b>230 x 60 x 16</b>	V5-133	220,8	K
230 x 60 x 24	V5-135	331,2	K
230 x 60 x 36	V5-134	496,8	K
232 x 146 x 32	V3-103	1.080	A+T <sup>4.)</sup>
235 x 175 x 90	LAB-BOX 5	3.701	B
<b>240 x 206 x 57</b>	V4-107	2.820	A+S
245 x 100 x 45	V3-88	1.100	A+T <sup>4.)</sup>
248 x 42 x 13	V5-141	135,4	K
248 x 48 x 30	V3-89	350	A+T <sup>4.)</sup>
<b>260 x 260 x 25</b>	V20-23	1.690	PP+F
261 x 238 x 20	A1-1/25	1.240	A
263 x 263 x 12	V20-22	830,02	PP+F
264 x 264 x 6	V20-21	418,17	PP+F
<b>270 x 260 x 40</b>	V3-91	2.800	A+T <sup>4.)</sup> , <sup>17.)</sup>
<b>280 x 110 x 35</b>	V3-104	1.078	A+T <sup>4.)</sup> , <sup>17.)</sup>
280 x 126 x 18	V4-144	775	A+S
280 x 126 x 28	V4-145	1.163	A+S
282 x 130 x 70	A3-1	2.560	A
282 x 130 x 90	A3-3	3.300	A
288 x 157 x 38	V8-12	1.720	B(SCH)
288 x 224 x 30	V3-92	1.930	A
<b>292 x 160 x 16</b>	V8-14	740 <sup>1.)</sup>	SCH+B+H
295 x 166 x 21	8120336	740 <sup>1.)</sup>	SCH+B+H
295 x 166 x 39	8120348	740 <sup>1.)</sup>	SCH+B+H
295 x 166 x 57	8120355	740 <sup>1.)</sup>	SCH+B+H
<b>300 x 180 x 30</b>	V3-93	1.600	A+T <sup>4.)</sup>
300 x 235 x 30	V3-94	2.100	A+T <sup>4.)</sup>
300 x 250 x 30	V3-95	2.200	A+T <sup>4.)</sup>
<b>310 x 112 x 45</b>	V8-13	1.560	SCH+B <sup>3.)</sup>
312 x 218 x 45	V4-108	3.060	A+S
<b>325 x 215 x 24</b>	V4-109	1.670	A+SCH
325 x 215 x 44	V4-110	3.060	A+SCH

Length x Width x Height	Art. No.	HU in mm HU = Height bottom part	Design
325 x 215 x 64	V4-111	4.450	A+SCH
<b>349 x 203 x 36</b>	V3-98	2.620	A+T <sup>4.)</sup>
<b>355 x 235 x 130</b>	LAB-BOX 6	10.845	B
<b>420 x 300 x 30</b>	V3-99	3.700	A+T <sup>4.)</sup>
<b>448 x 228 x 30</b>	V3-100	3.870	A+T <sup>4.)</sup>

## Legend for design

<b>A</b> Protruding top cover	<b>PP</b> Polypropylene milky-white
<b>B</b> Flush top cover	<b>R</b> Rounded edges
<b>E</b> Insertable top cover	<b>S</b> Stackable boxes
<b>F</b> Film hinge	<b>Sch</b> with hinges
<b>H</b> Dome lid	<b>T</b> Made of vacuum-formed foil
<b>K</b> Ball hinged	<b>W</b> Wall attachment

1.) Due of the dome cap only limited use of the volume can be made.

2.) Design optional

3.) cf. chapter 4

4.) Please pay attention to minimum order quantities in the stated price list!

5.) cf. page 31

6.) Vacuum-formed top cover

7.) D+U=transparent, vacuum-formed box

8.) bottom grey, lid transparent

9.) bottom + lid grey

# RECTANGULAR BOXES

## BALL HINGED BOXES

Each Box with **2 colour applications: Please advice whilst ordering!**

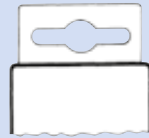
**Possibility 1:** Bottom black + Lid crystal clear, **Possibility 2:** Bottom + Lid crystal clear



### Design



**KL** Ball hinge  
alongside



**W** Wall attachment



**KB** Ball hinge  
broadside

Length x Width x Height	Art. No.	HU in mm HU = Height bottom part	Design
27 x 27 x 8	V 5-1	4	KL
27 x 27 x 11	V 5-2	7	KL
27 x 27 x 13	V 5-3	6,5	KL
27 x 27 x 17	V 5-4	13	KL
27 x 27 x 20	V 5-5	13	KL
27 x 27 x 26	V 5-6	13	KL
35 x 30 x 16	V 5-7	8	KB
35 x 30 x 22	V 5-8	14	KB
35 x 30 x 28	V 5-9	14	KB
40 x 39 x 33	V 5-139	12	KL
41 x 41 x 28	V 5-10	14	KL
41 x 41 x 17	V 5-90	14	KL
41 x 41 x 24	V 5-91	14	KL
43 x 43 x 6	V 5-92	3	KL
43 x 43 x 13	V 5-93	10	KL
43 x 43 x 20	V 5-94	10	KL
48 x 29 x 16	V 5-11	8	KB
48 x 29 x 21	V 5-12	13	KB
48 x 29 x 26	V 5-13	13	KB
50 x 50 x 12	V 5-111	6	KB
50 x 50 x 20	V 5-112	14	KB
50 x 50 x 28	V 5-113	14	KB
50 x 50 x 31	V 5-114	25	KB
50 x 50 x 39	V 5-115	25	KB
50 x 50 x 50	V 5-116	25	KB
55 x 38 x 10	V 5-14 (W)	5	KL (W)
55 x 38 x 14	V 5-15	7	KB
55 x 38 x 18	V 5-16 (W)	13	KL (W)
55 x 38 x 26	V 5-17	13	KL
60 x 25 x 11	V 5-18	5,5	KB
65 x 65 x 6	V 5-95	3	KL
65 x 65 x 10	V 5-96	7	KL
65 x 65 x 14	V 5-19	7	KL
65 x 65 x 16	V 5-97	13	KL
65 x 65 x 20	V 5-20	13	KL
65 x 65 x 26	V 5-21	13	KL
67 x 16 x 8	V 5-22	4	KL
70 x 45 x 12	V 5-142	6	KL
70 x 45 x 14	V 5-23	7	KB


Length x Width x Height	Art. No.	HU in mm HU = Height bottom part	Design
70 x 45 x 19	V 5-132	13	KL
70 x 45 x 24	V 5-140	12	KL
70 x 45 x 26	V 5-143	13	KL
74 x 74 x 13	V 5-24	6,5	KL
74 x 74 x 26	V 5-25	19,5	KL
74 x 74 x 39	V 5-26	19,5	KL
77 x 55 x 12	V 5-27 (W)	6	KL (W)
77 x 55 x 19	V 5-28 (W)	13	KL (W)
77 x 55 x 26	V 5-29	13	KL
78 x 30 x 10	V 5-51	5	KL
78 x 30 x 18	V 5-52	13	KL
78 x 30 x 26	V 5-53	13	KL
86 x 54 x 5	V 5-105	2,5	KL
86 x 54 x 24	V 5-106	21,5	KL
86 x 54 x 35	V 5-107	32,5	KL
86 x 54 x 44	V 5-108	22	KL
86 x 54 x 55	V 5-109	32,5	KL
86 x 54 x 66	V 5-110	32,5	KL
95 x 95 x 14	V 5-57	7	KL
95 x 95 x 29	V 5-121	22	KL
95 x 95 x 44	V 5-122	22	KL
100 x 60 x 12	V 5-58	6	KB
104 x 74 x 12	V 5-45	6	KL
104 x 74 x 22	V 5-46	16	KL
104 x 74 x 32	V 5-47	16	KL
111 x 52 x 12	V 5-117	6	KL
111 x 52 x 21	V 5-118	15	KL
111 x 52 x 30	V 5-119	15	KL
117 x 90 x 8	V 5-30	4	KL
117 x 90 x 21	V 5-31	17	KL
117 x 90 x 34	V 5-32	17	KL
117 x 90 x 49	V 5-145	45	KL
120 x 40 x 12	V 5-48	6	KL
120 x 40 x 16	V 5-49	10	KL
120 x 40 x 20	V 5-50	10	KL
121 x 121 x 3	V 5-120	1,5	KB
121 x 121 x 8,5	V 5-123	7	KB
121 x 121 x 14	V 5-124	7	KB
121 x 121 x 23,5	V 5-125	22	KB

Length x Width x Height	Art. No.	HU in mm HU = Height bottom part	Design
121 x 121 x 29,5	V 5-126	22	KB
121 x 121 x 44	V 5-127	22	KB
130 x 32 x 14	V 5-33	7	KL
130 x 65 x 14	V 5-128	7	KB
130 x 65 x 29	V 5-129	22	KB
130 x 65 x 44	V 5-130	22	KB
138 x 44 x 14	V 5-34	7	KL
138 x 44 x 21	V 5-35	14	KL
138 x 44 x 28	V 5-144	14	KL
140 x 90 x 17	V 5-36	8,5	KL
141 x 44 x 14	V 5-37	7	KL
160 x 74 x 10	V 5-98	5	KL
160 x 74 x 25	V 5-99	20	KL
160 x 74 x 40	V 5-100	20	KL
160 x 111 x 10	V 5-101	5	KL
160 x 111 x 25	V 5-102	20	KL
160 x 111 x 40	V 5-103	20	KL
170 x 42 x 18	V 5-38	9	KL
170 x 160 x 10	V 5-54	5	KL
170 x 160 x 25	V 5-55	20	KL
170 x 160 x 40	V 5-56	20	KL
193 x 26 x 9	V 5-39	4,5	KL
196 x 90 x 17	V 5-40	8,5	KL
200 x 150 x 3	V 5-151	1,5	KL
200 x 150 x 20	V 5-152	18,5	KL
200 x 150 x 37	V 5-153	18,5	KL
210 x 100 x 24	V 5-41	12	KL
213 x 22 x 16	V 5-42	8	KL
214 x 23 x 12	V 5-149	8	KL
228 x 42 x 18	V 5-44	9	KL
230 x 60 x 16	V 5-133	8	KL
230 x 60 x 24	V 5-135	16	KL
230 x 60 x 36	V 5-134	16	KL
248 x 42 x 13	V 5-141	6,5	KL



# RECTANGULAR BOXES

## INSERTS FOR BALL HINGED BOXES WITH ROUND COMPARTMENTS (boxes see page 13)




Dimensions	Art. No.	Suited for box
Ø 20 x 2	2445660	V 5-15
Ø 20 x 3,5	2445664	V 5-92
Ø 26 x 3,5	2445665	V 5-92
Ø 26 x 4,5	2445667	V 5-19
Ø 31 x 3,5	2445666	V 5-92
Ø 36 x 4	2445661	V 5-95

Dimensions	Art. No.	Suited for box
Ø 36 x 4,5	2445668	V 5-19
Ø 41 x 4	2445662	V 5-95
Ø 45 x 3	2445670	V 5-19
Ø 50 x 4	2445663	V 5-95
Ø 50 x 5	2445659	V 5-24
Ø 80 x 10	2445658	V 5-57


## INSERTS FOR BALL HINGED BOXES WITH RECTANGULAR COMPARTMENTS (boxes see page 13)




Art. No. **2423210**  
Suited for box **V 5-36**  
4 compartments




Art. No. **2445654**  
Suited for box **V 5-54**  
25 compartments



Art. No. **2445653**  
Suited for box **V 5-54**  
16 compartments




Art. No. **2445652**  
Suited for box **V 5-54**  
9 compartments




Art. No. **2445655**  
Suited for box **V 5-55**  
6 compartments



Art. No. **2445656**  
Suited for box **V 5-55**  
6 compartments



Art. No. **2445657**  
Suited for box **V 5-55**  
12 compartments



Art. No. **V30-28**  
Dimensions 170 x 160 x 25 mm  
12 compartments each 55 x 38 mm

## BALL HINGED BOXES WITH FIXED COMPARTMENTS



Art. No. **V 30-25**  
Overall dimensions  
98 x 93 x 33 mm



Art. No. **V 30-23**  
Overall dimensions  
163 x 120 x 29 mm



Art. No. **V 30-20**  
Overall dimensions  
163 x 120 x 29 mm



Art. No. **V 30-21**  
Overall dimensions  
163 x 120 x 29 mm



Art. No. **V 30-22**  
Overall dimensions  
163 x 120 x 29 mm



Art. No. **V 30-27**  
Outside dimensions  
117 x 90 x 18 mm

## DENTAL-BRACKET-BOX



Art. No. **V 5-30 Bracket 1** and **V 5-30 Bracket 2**  
Dimensions 117 x 90 x 8 mm  
20 round compartments, Ø 13 x 10 (5 mm deep)

## SMD-ASSORTMENT-BOX



Art. No. **2449547** and **2427874**  
Dimensions Box V5-27: 77 x 55 x 12 mm  
35 round compartments, Ø 7 x 6 mm

Dimensions subject to errors and corrections!

## HYGIENE AND MASK BOXES



**HYGIENE BOX** 185 x 90 x 35 mm with print  
Art. No. 8900162



**MASK BOX** 185 x 90 x 35 mm with print  
Art. No. 8900161

**SQUARE HINGED BOXES** made of break-proof Polypropylene, for the dispatch of sensitive components.  
With film hinge and sturdy snap-in lock (Dimensions and corner radius to be specified).

## PP UNI BOXEN



Inside dimensions	Art. No.
22 x 22 x 8	V20-1
35 x 35 x 12	V20-3
35 x 35 x 25	V20-50
36 x 36 x 8	V20-24
37 x 37 x 4	V20-2
47 x 47 x 19	V20-5
49 x 49 x 6	V20-4
58 x 58 x 40	V20-43
60 x 60 x 25	V20-42
62 x 62 x 12	V20-41
63 x 63 x 6	V20-40
67 x 67 x 26	V20-8
67 x 67 x 40	V20-51

Inside dimensions	Art. No.
69 x 69 x 12	V20-7
70 x 70 x 6	V20-6
86 x 86 x 40	V20-55
88 x 88 x 25	V20-54
91 x 91 x 12	V20-53
92 x 92 x 6	V20-52
100 x 100 x 40	V20-12
101 x 101 x 25	V20-11
103 x 103 x 12	V20-10
105 x 105 x 6	V20-9
127 x 127 x 40	V20-20
130 x 130 x 25	V20-19
132 x 132 x 12	V20-18

Inside dimensions	Art. No.
133 x 133 x 6	V20-17
160 x 160 x 40	V20-16
163 x 163 x 25	V20-15
164 x 164 x 12	V20-14
165 x 165 x 6	V20-13
200 x 200 x 40	V20-28
205 x 205 x 25	V20-27
207 x 207 x 12	V20-26
208 x 208 x 6	V20-25
260 x 260 x 25	V20-23
263 x 263 x 12	V20-22
264 x 264 x 6	V20-21

Inside dimensions	Art. No.
32x32x8	V20-200
55x39x10	V20-201
66x47x13	V20-202
92x65x17	V20-203
111x78x26	V20-204
134x95x30	V20-205



conductive box  
see page 97

**SQUARE HINGED BOXES** made of PP for dispatch


Inside dimensions	Art. No.
52 x 36 x 5	V20-70
69 x 18 x 7	V20-72
69 x 18 x 25	V20-71

Inside dimensions	Art. No.
82 x 31 x 11	V20-73
107 x 53 x 18	V20-75
107 x 53 x 40	V 20-74

Inside dimensions	Art. No.
138 x 82 x 27	V 20-77
138 x 82 x 40	V20-76
185 x 90 x 35	V20-300



## GEL-BOXES




Inside dimensions	Art. No.
51 x 51 x 7	8520126
71 x 51 x 11	8520127
81 x 81 x 8,5	8520128

Usable inside dimensions in mm.

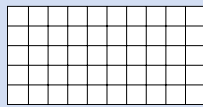
Dimensions subject to errors and corrections!




BOXES WITH COMPARTMENTS




Art. No. **V 6-21**  
 Outside dimensions 144 x 74 x 36  
 loose gridded insert 20 mm high with  
 50 holes  
 12.5 x 12.5 for ampoules




Art. No. **V 6-6**  
 Outside dimensions 100 x 73 x 16  
 3 compartments 69 x 31 x 11



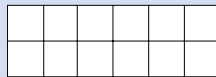
Art. No. **V 6-8**  
 Outside dimensions 113 x 59 x 23  
 4 compartments



Art. No. **V 6-9**  
 Outside dimensions 113 x 59 x 23  
 4 compartments 53 x 25 x 20



Art. No. **V 6-7**  
 Outside dimensions 160 x 58 x 20  
 12 compartments 23 x 23 x 16



Art. No. **V 6-5**  
 Outside dimensions 71 x 55 x 13  
 12 compartments 25 x 10 x 10




Art. No. **V 6-11**  
 Outside dimensions 47 x 47 x 15  
 4 compartments 20 x 20 x 12



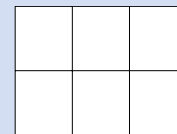
Art. No. **V 6-4**  
 Outside dimensions 55 x 45 x 7  
 6 compartments 19 x 15 x 5



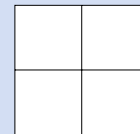
Art. No. **V 6-18**  
 Outside dimensions 170 x 137 x 16  
 32 compartments 31 x 19 x 13  
 Partition height 6.5 mm



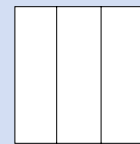
Art. No. **V 6-10**  
 Outside dimensions 133 x 102 x 9  
 3 compartments 49 x 40 x 5  
 3 compartments 42 x 40 x 5



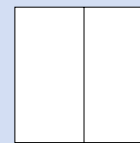
Art. No. **V 6-16**  
 Outside dimensions 100 x 100 x 30  
 4 compartments 46 x 46 x 28



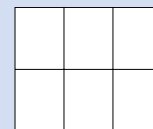
Art. No. **V 6-14**  
 Outside dimensions 100 x 100 x 30  
 3 compartments 95 x 30 x 28




Art. No. **V 6-15**  
 Outside dimensions 100 x 100 x 30  
 2 compartments 95 x 46 x 28



Art. No. **V 6-17**  
 Outside dimensions 107 x 89 x 51  
 6 selective cups with top cover  
 37 x 29 x 43



FREEZER BOXES for laboratories



PS Transparent polystyrene  
 PP Milky polypropylene

Art. No. in PS	<b>V 6-21</b>	<b>V 6-22</b>
Art. No. in PP	<b>V6-21-9-9-11-11</b>	<b>V6-22-9-9-11-11</b>
Inside dimensions	140 x 70 x 36/17	140 x 70 x 44/17
50 compartments	12,5 x 12,5 x 21	12,5 x 12,5 x 21

## INSERTS / FLAT CASES plus LID



Art. No. **V 7-1/9** without lid

Art. No. **V 7-1/1** with lid

1 compartment

Outside dimensions case: 182 x 106 x 15

Lid : 182,5 x 107 x 5,5

Height bottom: 13,4 inside



Art. No. **V 7-2/9** without lid

Art. No. **V 7-2/1** with lid

3 compartments

Outside dimensions case: 182 x 106 x 15

Lid : 182,5 x 107 x 5,5

Height bottom: 13,4 inside



Art. No. **V 7-3/9** without lid

Art. No. **V 7-3/1** with lid

4 compartments

Outside dimensions case: 182 x 106 x 15

Lid : 182,5 x 107 x 5,5

Height bottom: 13,4 inside



Art. No. **V 7-7/9** without lid

Art. No. **V 7-7/1** with lid

9 compartments

Outside dimensions case: 182 x 106 x 15

Lid : 182,5 x 107 x 5,5

Height bottom: 13,4 inside



Art. No. **V 7-9/9** without lid

Art. No. **V 7-9/1** with lid

15 compartments

Outside dimensions case: 182 x 106 x 15

Lid : 182,5 x 107 x 5,5

Height bottom: 13,4 inside



Art. No. **V 7-11/9** without lid

Art. No. **V 7-11/1** with lid

25 compartments

Outside dimensions case: 182 x 106 x 15

Lid : 182,5 x 107 x 5,5

Height bottom: 13,4 inside



Art.-Nr. **V 7-10/9** without lid

Art.-Nr. **V 7-10/1** with lid

24 compartments

Outside dim. case: 182 x 106 x 15

other dimensions see above



Art.-Nr. **V 7-12/9** without lid,

made of vacuum-formed foil material,

36 compartments

Outside dim.: 180 x 105 x 16,

Inside compartments : 22 x 16 x 15



Insert as drawer for combined cabinet No A 1-3 grey,

height of cabinet variable.

Order instructions:

Cabinet A 1-3, specify height (number of inserts)

+ Art. No. of inserts

Usable inside dimensions in mm.

Dimensions subject to errors and corrections!


# PROMOTION BOXES

## CRYSTAL CLEAR STACKABLE BOXES e.g. for laboratories



Art.-No	<b>LAB-Box 1</b>	Art.-No	<b>LAB-Box 4</b>
Inside dimensions	55 x 40 x 43	Inside dimensions	175 x 115 x 65
Art.-No	<b>LAB-Box 2</b>	Art.-No	<b>LAB-Box 5</b>
Inside dimensions	85 x 55 x 43	Inside dimensions	235 x 175 x 90
Art.-No	<b>LAB-Box 3</b>	Art.-No	<b>LAB-Box 6</b>
Inside dimensions	115 x 85 x 43	Inside dimensions	355 x 235 x 130

## PLATE FOR WALL PLASTER SPECIMEN




Trays for wall plaster specimen

Outside dimensions = Art. No.
51/37/5
66/41/3
77/46/6
82/52/5*
101/74/5
101/74/8
120/80/9
166/133/15
169/135/8
182/107/15**

Outside dimensions = Art. No.
184/76/5
186/110/7*
203/143/11
296/232/14
*only black
** with rounded corners

## CRYSTAL CLEAR STACKABLE BOXES e.g. for laboratories



Art.-No.	Inside dimensions	Colour	Material
2449494	160 x 110 x 40	crystal clear	Acryl
2449495	155 x 70 x 70	crystal clear	Acryl
2449496	117 x 117 x 119	crystal clear	Acryl

Art.-No.	Inside dimensions	Colour	Material
2449497	188 x 140 x 68	crystal clear	Acryl
2449498	240 x 180 x 80	crystal clear	Acryl





Enclosed membrane



Membrane boxes auf [Licefa.de](http://Licefa.de)

## OVERVIEW TABLE/MEMBRANE BOXES

## SMALL-SIZED RECTANGULAR MEMBRANE BOXES

Outside dimensions	Design	Art. No.	Colour	Outside dimensions	Design	Art. No.	Colour
34 x 34 x 25	SCH	<b>8520061</b>	crystal clear ECO	55 x 55 x 25	ST	<b>8520006</b>	crystal clear ECO
38 x 38 x 16	ST	<b>8520062</b>	crystal clear ECO	55 x 55 x 25	ST	<b>8520066</b>	crystal clear ECO
38 x 38 x 16	ST	<b>8520124</b>	neon blue ECO	55 x 55 x 25	SCH	<b>8520067</b>	crystal clear ECO
38 x 38 x 16	ST	<b>8520122</b>	neon yellow ECO	75 x 50 x 16	SCH + V	<b>8520022</b>	crystal clear PREMIUM
38 x 38 x 17	ST	<b>8520063</b>	crystal clear ECO	75 x 50 x 25	SCH + V	<b>8520023</b>	crystal clear PREMIUM
39 x 39 x 18	ST	<b>8520020</b>	neon red PREMIUM	75 x 75 x 16	SCH + V	<b>8520024</b>	crystal clear PREMIUM
39 x 39 x 18	ST	<b>8520094</b>	vaporised PREMIUM*	75 x 75 x 25	SCH + V	<b>8520068</b>	crystal clear ECO
50 x 50 x 16	SCH + V	<b>8520125</b>	crystal clear ECO	75 x 75 x 30	ST	<b>8520008</b>	crystal clear ECO
50 x 50 x 25	SCH + V	<b>8520064</b>	crystal clear ECO	80 x 40 x 18	ST	<b>8520009</b>	crystal clear ECO
50 x 50 x 25	SCH + V + E	<b>8520065</b>	crystal clear ECO	80 x 42 x 20	ST	<b>8520069</b>	crystal clear ECO
50 x 50 x 25	SCH + V	<b>8520021</b>	crystal clear PREMIUM				

Designs:

SCH = Hinge | V = Closure | ST = snap-on lid | E = Vacuum-formed inlays

\* ESD

## MEDIUM-SIZED RECTANGULAR MEMBRANE BOXES Designs: SCH + V

Outside dimensions	Art. No.	Colour	Outside dimensions	Art. No.	Colour
100 x 50 x 16	<b>8520095</b>	crystal clear PREMIUM	100 x 100 x 50	<b>8520073</b>	crystal clear ECO
100 x 50 x 30	<b>8520070</b>	crystal clear ECO	100 x 100 x 75	<b>8520102</b>	crystal clear PREMIUM
100 x 50 x 50	<b>8520096</b>	crystal clear PREMIUM	125 x 50 x 25	<b>8520103</b>	crystal clear PREMIUM
100 x 75 x 25	<b>8520097</b>	crystal clear PREMIUM	125 x 75 x 25	<b>8520074</b>	crystal clear ECO
100 x 75 x 30	<b>8520071</b>	crystal clear ECO	125 x 75 x 35	<b>8520105</b>	crystal clear PREMIUM
100 x 75 x 50	<b>8520091</b>	crystal clear ECO	125 x 100 x 30	<b>8520075</b>	crystal clear ECO
100 x 100 x 25	<b>8520099</b>	crystal clear PREMIUM	125 x 125 x 50	<b>8520076</b>	crystal clear ECO
100 x 100 x 30	<b>8520072</b>	crystal clear ECO	125 x 125 x 75	<b>8520077</b>	crystal clear ECO
100 x 100 x 35	<b>8520100</b>	crystal clear PREMIUM			

Designs:

SCH = Hinge | V = Closure

## LARGE-SIZED RECTANGULAR MEMBRANE BOXES Designs: SCH + V

Outside dimensions	Art. No.	Colour	Outside dimensions	Art. No.	Colour
150 x 50 x 25	<b>8520078</b>	crystal clear ECO	200 x 100 x 050	<b>8520084</b>	crystal clear ECO
150 x 75 x 25	<b>8520107</b>	crystal clear PREMIUM	200 x 150 x 100	<b>8520115</b>	crystal clear PREMIUM
150 x 100 x 16	<b>8520108</b>	crystal clear PREMIUM	200 x 200 x 50	<b>8520121</b>	crystal clear PREMIUM
150 x 100 x 70	<b>8520109</b>	crystal clear PREMIUM	225 x 175 x 75	<b>8520085</b>	crystal clear ECO
150 x 125 x 50	<b>8520079</b>	crystal clear ECO	250 x 75 x 25	<b>8520086</b>	crystal clear ECO
150 x 150 x 65	<b>8520110</b>	crystal clear PREMIUM	250 x 200 x 50	<b>8520087</b>	crystal clear ECO
150 x 150 x 100	<b>8520080</b>	crystal clear ECO	275 x 100 x 50	<b>8520088</b>	crystal clear ECO
175 x 75 x 50	<b>8520081</b>	crystal clear ECO	275 x 200 x 200	<b>8520116</b>	crystal clear PREMIUM
175 x 100 x 50	<b>8520111</b>	crystal clear PREMIUM	300 x 50 x 50	<b>8520117</b>	crystal clear PREMIUM
175 x 125 x 50	<b>8520112</b>	crystal clear PREMIUM	300 x 75 x 25	<b>8520089</b>	crystal clear ECO
175 x 150 x 50	<b>8520113</b>	crystal clear PREMIUM	300 x 100 x 100	<b>8520118</b>	crystal clear PREMIUM
175 x 175 x 25	<b>8520082</b>	crystal clear ECO	300 x 150 x 50	<b>8520119</b>	crystal clear PREMIUM
180 x 54 x 30	<b>8520092</b>	crystal clear ECO	300 x 150 x 75	<b>8520120</b>	crystal clear PREMIUM
200 x 50 x 25	<b>8520083</b>	crystal clear ECO	300 x 300 x 50	<b>8520090</b>	crystal clear ECO

Designs:

SCH = Hinge | V = Closure


## ROUND MEMBRANE BOXES

Outside dimensions	Design	Art. No.	Colour
Ø 45 x 16	ST	<b>8520010</b>	crystal clear PREMIUM
Ø 76 x 8	SCH + V	<b>8520057</b>	crystal clear PREMIUM
Ø 76 x 16	SCH + V	<b>8520058</b>	crystal clear PREMIUM
Ø 76 x 24	SCH + V	<b>8520059</b>	crystal clear PREMIUM
Ø 76 x 32	SCH + V	<b>8520060</b>	crystal clear PREMIUM
Ø 82 x 40	SCH + V	<b>8520093</b>	crystal clear PREMIUM



Designs: SCH = Hinge | V = Closure | ST = snap-on lid





## SMALL-SIZED RECTANGULAR MEMBRANE BOXES

Outside dimensions	Design	Art. No.	Colour	Outside dimensions	Design	Art. No.	Colour
34 x 34 x 25	SCH	<b>8520061</b>	crystal clear ECO	55 x 55 x 25	ST	<b>8520006</b>	crystal clear ECO
38 x 38 x 16	ST	<b>8520062</b>	crystal clear ECO	55 x 55 x 25	ST	<b>8520066</b>	crystal clear ECO
38 x 38 x 16	ST	<b>8520124</b>	neon blue ECO	55 x 55 x 25	SCH	<b>8520067</b>	crystal clear ECO
38 x 38 x 16	ST	<b>8520122</b>	neon yellow ECO	75 x 50 x 16	SCH + V	<b>8520022</b>	crystal clear PREMIUM
38 x 38 x 17	ST	<b>8520063</b>	crystal clear ECO	75 x 50 x 25	SCH + V	<b>8520023</b>	crystal clear PREMIUM
39 x 39 x 18	ST	<b>8520020</b>	neon red PREMIUM	75 x 75 x 16	SCH + V	<b>8520024</b>	crystal clear PREMIUM
39 x 39 x 18	ST	<b>8520094</b>	vaporised PREMIUM*	75 x 75 x 25	SCH + V	<b>8520068</b>	crystal clear ECO
50 x 50 x 16	SCH + V	<b>8520125</b>	crystal clear ECO	75 x 75 x 30	ST	<b>8520008</b>	crystal clear ECO
50 x 50 x 25	SCH + V	<b>8520064</b>	crystal clear ECO	80 x 40 x 18	ST	<b>8520009</b>	crystal clear ECO
50 x 50 x 25	SCH + V + E	<b>8520065</b>	crystal clear ECO	80 x 42 x 20	ST	<b>8520069</b>	crystal clear ECO
50 x 50 x 25	SCH + V	<b>8520021</b>	crystal clear PREMIUM				


Designs:

SCH = Hinge | V = Closure | ST = snap-on lid | E = Vacuum-formed inlays

\* ESD

Usable inside dimensions in mm.

Dimensions subject to errors and corrections!


**MEDIUM-SIZED RECTANGULAR MEMBRANE BOXES** Designs: SCH + V

Outside dimensions	Art. No.	Colour		Outside dimensions	Art. No.	Colour	
100 x 50 x 16	<b>8520095</b>	crystal clear	PREMIUM	100 x 100 x 50	<b>8520073</b>	crystal clear	ECO
100 x 50 x 30	<b>8520070</b>	crystal clear	ECO	100 x 100 x 75	<b>8520102</b>	crystal clear	PREMIUM
100 x 50 x 50	<b>8520096</b>	crystal clear	PREMIUM	125 x 50 x 25	<b>8520103</b>	crystal clear	PREMIUM
100 x 75 x 25	<b>8520097</b>	crystal clear	PREMIUM	125 x 75 x 25	<b>8520074</b>	crystal clear	ECO
100 x 75 x 30	<b>8520071</b>	crystal clear	ECO	125 x 75 x 35	<b>8520105</b>	crystal clear	PREMIUM
100 x 75 x 50	<b>8520091</b>	crystal clear	ECO	125 x 100 x 30	<b>8520075</b>	crystal clear	ECO
100 x 100 x 25	<b>8520099</b>	crystal clear	PREMIUM	125 x 125 x 50	<b>8520076</b>	crystal clear	ECO
100 x 100 x 30	<b>8520072</b>	crystal clear	ECO	125 x 125 x 75	<b>8520077</b>	crystal clear	ECO
100 x 100 x 35	<b>8520100</b>	crystal clear	PREMIUM				

Designs:  
SCH = Hinge | V = Closure



**LARGE-SIZED RECTANGULAR MEMBRANE BOXES** Designs: SCH + V

Outside dimensions	Art. No.	Colour	Outside dimensions	Art. No.	Colour
150 x 50 x 25	<b>8520078</b>	crystal clear ECO	200 x 100 x 050	<b>8520084</b>	crystal clear ECO
150 x 75 x 25	<b>8520107</b>	crystal clear PREMIUM	200 x 150 x 100	<b>8520115</b>	crystal clear PREMIUM
150 x 100 x 16	<b>8520108</b>	crystal clear PREMIUM	200 x 200 x 50	<b>8520121</b>	crystal clear PREMIUM
150 x 100 x 70	<b>8520109</b>	crystal clear PREMIUM	225 x 175 x 75	<b>8520085</b>	crystal clear ECO
150 x 125 x 50	<b>8520079</b>	crystal clear ECO	250 x 75 x 25	<b>8520086</b>	crystal clear ECO
150 x 150 x 65	<b>8520110</b>	crystal clear PREMIUM	250 x 200 x 50	<b>8520087</b>	crystal clear ECO
150 x 150 x 100	<b>8520080</b>	crystal clear ECO	275 x 100 x 50	<b>8520088</b>	crystal clear ECO
175 x 75 x 50	<b>8520081</b>	crystal clear ECO	275 x 200 x 200	<b>8520116</b>	crystal clear PREMIUM
175 x 100 x 50	<b>8520111</b>	crystal clear PREMIUM	300 x 50 x 50	<b>8520117</b>	crystal clear PREMIUM
175 x 125 x 50	<b>8520112</b>	crystal clear PREMIUM	300 x 75 x 25	<b>8520089</b>	crystal clear ECO
175 x 150 x 50	<b>8520113</b>	crystal clear PREMIUM	300 x 100 x 100	<b>8520118</b>	crystal clear PREMIUM
175 x 175 x 25	<b>8520082</b>	crystal clear ECO	300 x 150 x 50	<b>8520119</b>	crystal clear PREMIUM
180 x 54 x 30	<b>8520092</b>	crystal clear ECO	300 x 150 x 75	<b>8520120</b>	crystal clear PREMIUM
200 x 50 x 25	<b>8520083</b>	crystal clear ECO	300 x 300 x 50	<b>8520090</b>	crystal clear ECO

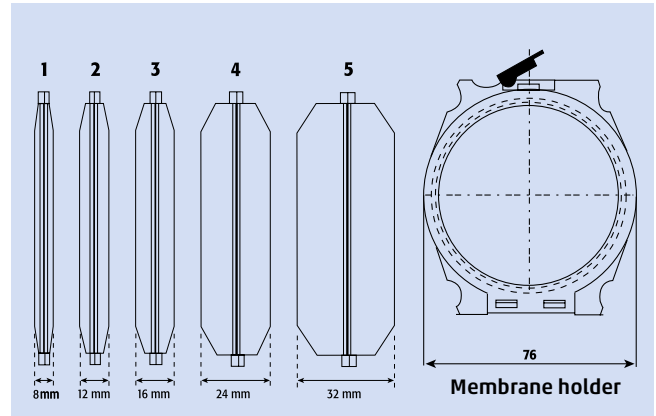
Designs:  
SCH = Hinge | V = Closure



For membrane boxes in dental design please refer to **page 111 in Chapter 9.**



### SORTING BOX + MEMBRANE HOLDER




Serial no.	Art. No.	Designation	Length x Width outside in mm	Diameter outside mm	Height outside mm	Number of frames per box	Weight in grams
	<b>MD 1248.1/1247.B</b>	Box with grid for frames	275 x 98		90		253
1	<b>MH 8.76</b>	Flat membrane holder		76	8	25	12,5
2	<b>MH 12.76</b>	Membrane holder		76	12	17	13
3	<b>MH 16.76</b>	Membrane holder		76	16	12	15
4	<b>MH 24.76</b>	Membrane holder		76	24	8	18
5	<b>MH 32.76</b>	High membrane holder		76	32	6	21

### SORTING BOX + DIAPHRAGM INSERTS WITH COMPARTMENTS

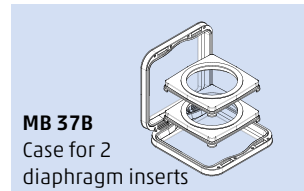


Art. No. **V3-36**  
Case with 3 diaphragm inserts

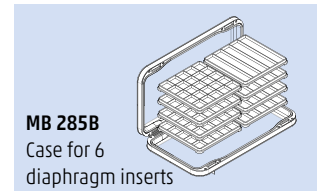


Art. No. **V3-37**  
Case with 5 diaphragm inserts

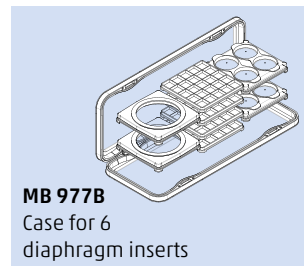
\* Art-No. for Box without inserts. Please order insert separately.



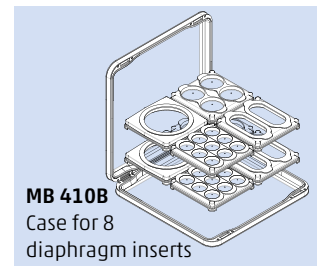
**MB 37B**  
Case for 2 diaphragm inserts



**MB 285B**  
Case for 6 diaphragm inserts

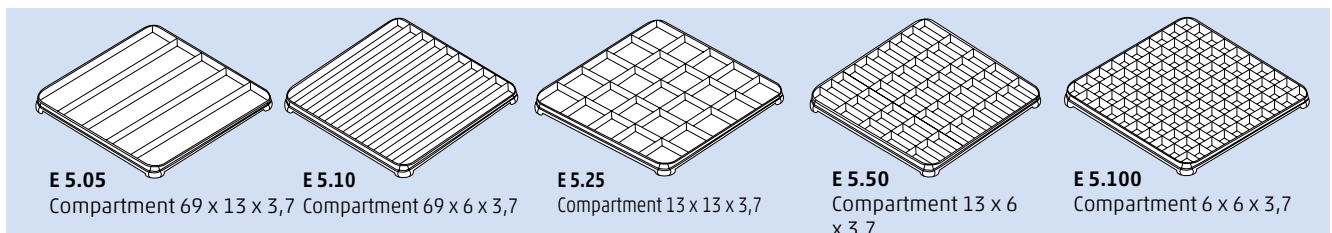
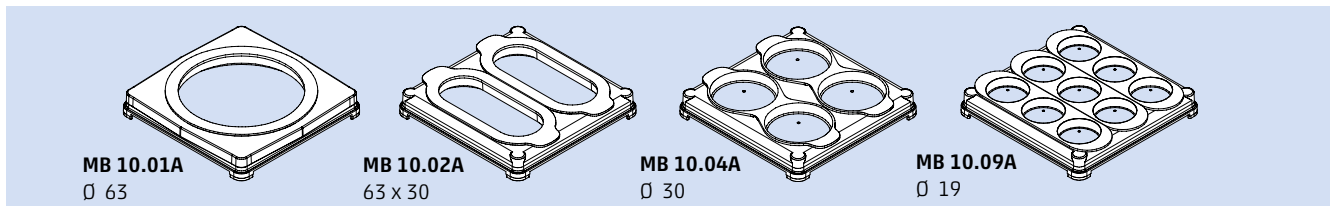


**MB 977B**  
Case for 6 diaphragm inserts



**MB 410B**  
Case for 8 diaphragm inserts

### MEMBRANE HOLDER 75 x 75 x 10 mm outside, with 1, 2, 4 or 9 round compartments and one lid each





## Modern Art of Assortment Cases

- 4 new generations
- Each available in different heights
- Corporate Design
- Trendy colours
- Available with standard inserts




Assortment cases on [Licefa.de](http://Licefa.de)

# ASSORTMENT CASES

## SMALL ASSORTMENT BOXES (FLAT) TYPE SOK 108, 009/009



ESD design

 conductive box  
see page 98

Outside dimensions 190 x 126 x 18

Inside dimensions 185 x 108 x 10

### COLOUR VARIANTS

		
<p>Art. No. <b>8120297</b> Colours: (T) (O)</p>	<p>Art. No. <b>8120299</b> Colours: (T) (R)</p>	<p>Art. No. <b>8120301</b> Colours: (T) (B)</p>
		
<p>Art. No. <b>8120303</b> Colours: (T) (L)</p>	<p>Art. No. <b>8120305</b> Colours: (T) (G)</p>	<p>Art. No. <b>8120307</b> Colours: (T) (T)</p>

### VACUUM FORMING INSERTS (transparent)



Art. No.	<b>2448390</b>
Outside dimensions	185 x 111 x 11
Colours	(T) crystal clear
Compartments	9

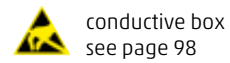
Art. No.	<b>2448391</b>
Outside dimensions	185 x 111 x 11
Colours	(T) crystal clear
Compartments	15

Art. No.	<b>2448392</b>
Outside dimensions	185 x 111 x 11
Colours	(T) crystal clear
Compartments	24

**SMALL ASSORTMENT BOXES (MEDIUM)  
TYPE SOK 108, 028/009**



**ESD design**



conductive box  
see page 98

Outside dimensions 190 x 126 x 37

Inside dimensions 185 x 108 x 29

**COLOUR VARIANTS**



Art. No. **8120311**  
Colours: (T) ●



Art. No. **8120313**  
Colours: (T) ●



Art. No. **8120315**  
Colours: (T) ●



Art. No. **8120317**  
Colours: (T) ○



Art. No. **8120319**  
Colours: (T) (T)

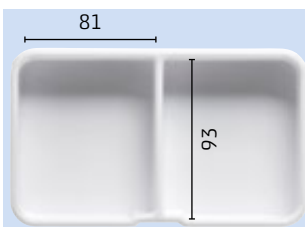
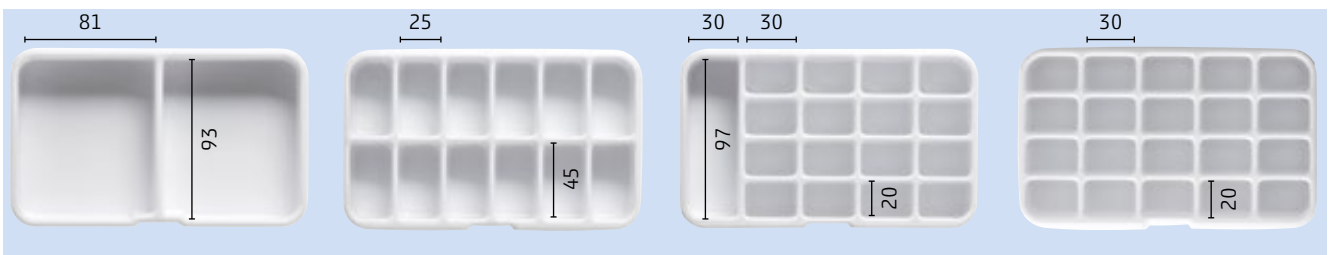


Art. No. **8120309**  
Colours: (T) ○

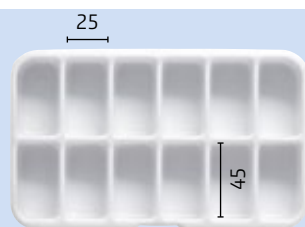


Art. No. **8120368**  
Colours: (T) ●

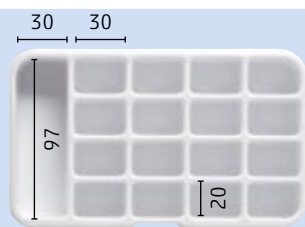
**VACUUM FORMING INSERTS (white)**




Art. No. **2448788**  
Outside dimensions 185 x 108 x 29  
Colours ○ white  
Compartments 2



Art. No. **2448789**  
Outside dimensions 185 x 108 x 29  
Colours ○ white  
Compartments 12



Art. No. **2448790**  
Outside dimensions 185 x 108 x 29  
Colours ○ white  
Compartments 17



Art. No. **2448791**  
Outside dimensions 185 x 108 x 29  
Colours ○ white  
Compartments 20

Usable inside dimensions in mm.

Dimensions subject to errors and corrections!



# ASSORTMENT CASES

## ASSORTMENT BOXES (MEDIUM AND HIGH)



Medium Assortment Box:

**Type SOK 108, 028/009**

Outside dimensions 190 x 126 x 37

Inside dimensions 185 x 108 x 29

High Assortment Box:

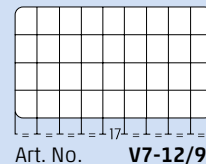
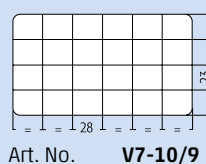
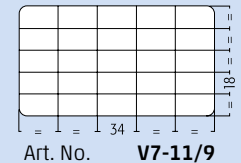
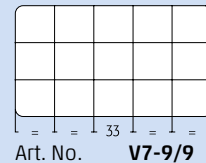
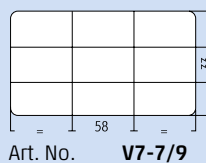
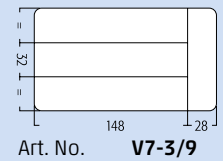


**Type SOK 108, 028/028**

Outside dimensions 190 x 126 x 56

Inside dimensions 185 x 108 x 48



Insert for boxes of medium height  
2 inserts per box possible  
9 inserts = refer to page 17 V 7-.../9



With foam padding for 2 inlays in box. Please enquire separately.

## HIGH ASSORTMENT BOX / COLOUR VARIATIONS



Art. No. **8120322**  
Colours: (T) ●




Art. No. **8120323**  
Colours: (T) ●



Art. No. **8120321**  
Colours: (T) (T)



**LARGER ASSORTMENT BOXES** boxes with two locks

SOK 166, 014/014 Flat  
SOK 166, 032/014 Medium  
SOK 166, 032/032 High

In 3 heights  
Inside dimensions 21, 39, 57 x 295 x 166 mm



**ESD design**  
conductive box  
see page 98

# ASSORTMENT CASES

**LARGE ASSORTMENT CASE (FLAT)** with two lock rings  
**TYPE SOK 166.014/014**



ESD design



conductive box  
 see page 98

Outside dimensions 303 x 192 x 28  
 Inside dimensions 295 x 166 x 21

## COLOUR VARIATIONS



Art. No. **8120339**  
 Colours: (T) ●

Art. No. **8120338**  
 Colours: (T) ●

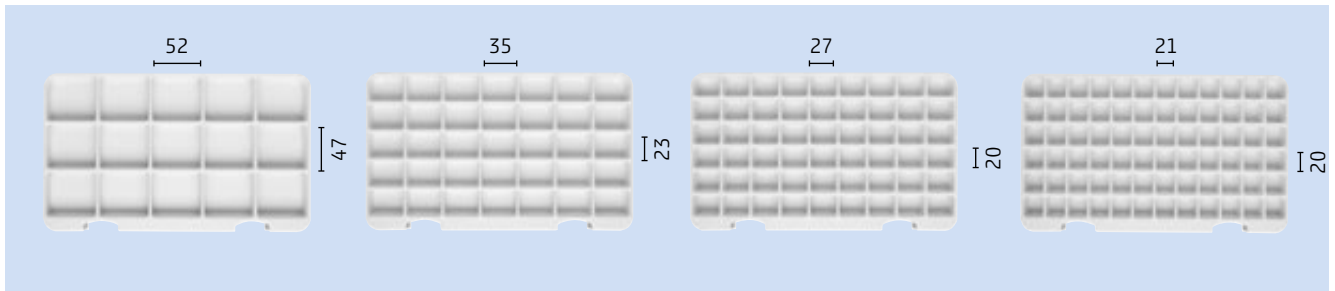
Art. No. **8120336**  
 Colours: (T) (T)

Art. No. **8120337**  
 Colours: (T) ○

Art. No. **8120341**  
 Colours: (T) ○

Art. No. **8120340**  
 Colours: (T) ●

## VACUUM FORMING INSERTS (white)



Art. No. **2448792**  
 Comp. 15

Art. No. **2448793**  
 Comp. 35

Art. No. **2448794**  
 Comp. 54

Art. No. **2448795**  
 Comp. 72

**LARGE ASSORTMENT CASE (MEDIUM)** with two lock rings  
**TYPE SOK 166.032/014**



ESD design



conductive box  
 see page 98

Outside dimensions 303 x 182 x 45  
 Inside dimensions 296 x 164 x 39

**COLOUR VARIATIONS**



Art. No. **8120351**  
 Colours: (T) ●

Art. No. **8120350**  
 Colours: (T) ●

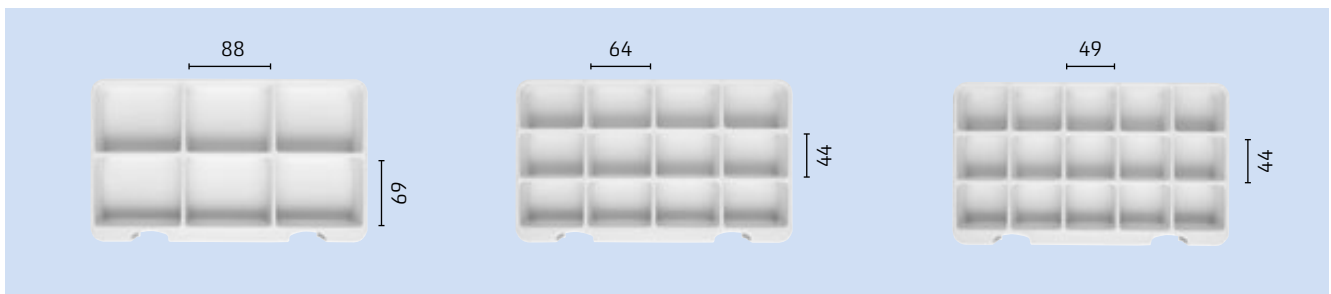
Art. No. **8120348**  
 Colours: (T) (T)

Art. No. **8120349**  
 Colours: (T) ○

Art. No. **8120353**  
 Colours: (T) ○

Art. No. **8120352**  
 Colours: (T) ●

**VACUUM FORMING INSERTS (white)**




Art. No. **2448796**  
 Comp. 6

Art. No. **2448797**  
 Comp. 12

Art. No. **2448798**  
 Comp. 15


## ASSORTMENT CASES

**LARGE ASSORTMENT CASES (HIGH)** with two lock rings  
**TYPE SOK 166, 032/032**



Outside dimensions 303 x 192 x 64  
 Inside dimensions 295 x 166 x 57

### COLOUR VARIATIONS



Art. No. **8120357**  
 Colours: (T) ●



Art. No. **8120356**  
 Colours: (T) ●



Art. No. **8120355**  
 Colours: (T) (T)



**DENTAL**  
**PERFECT ORGANISATION**

Our products for dental laboratories facilitate organisation while optimising work processes. They can be put to a whole number of different uses, making processes safer as well as contributing to optimum presentation. High-quality products distinguished by practical features.



Assortment boxes for working materials; with customer-specific foam-padded inlay and digital printing.



Art. No. **8960004**  
Dental multifunction box BIG: Presentation and dispatch box for tooth modelling work (see page 114).



**OPTICS**  
**SAFE PRESENTATION**

Smartly designed to promote sales, our assortment boxes are ideally suited for clear presentation, e.g. of high-grade spectacle frames. Perfectly protected from scratches and dust. Inlays and number of compartments individually adaptable.



Assortment box for spectacle frames, inlay with 4 compartments.  
Art. No. **8960006**



Assortment boxes for spectacle spares; inlay with 9 compartments.

Assortment boxes in blue and red with crystal-clear lids





**ELECTRONICS  
EFFECTIVE PROTECTION**

Customers stipulating high demands on packaging will benefit from our ESD-conformity solutions for storage and transport. Example: Assortment boxes provided with the ESD symbol on the closures.


Smaller assortment box in three sizes formed from conductive material with the yellow ESD symbol embossed into the closure.



Further information you will find on page 98.




Dissipative SMD boxes in yellow/black, integrated into a large-sized conductive assortment box (on request).



**INLAYS  
STANDARD AND INDIVIDUAL**

We supply exactly the right inlay to fit each and every packaging item. The range is rounded off by a broad selection of thermoformed standard inlays. If you are unable to find a suitable inlay to meet your needs, we will be pleased to collaborate with you in providing individual thermoformed or foam-padded solutions.



Assortment box with customer-specific thermoformed inlay to accommodate working materials.




Assortment box with customer-specific foam-padded inlay.



Selection of thermoformed inlays with different compartments and quantities.

## ASSORTMENT BOXES WITH SLIDING-FASTENER



SOK 295, 008/008 Flat  
SOK 295, 030/008 Medium  
SOK 295, 030/030 High



# ASSORTMENT CASES

ASSORTMENT CASES WITH HINGED LIDS SOK 295 – 008/008, Outside dimensions 300 x 178 x 23 mm




Art. No.	<b>8120382</b>
Inside dimensions	295 x 164 x 16
Height bottom part	8 mm
Colours	Ⓟ ●




Art. No.	<b>812083</b> (see page 99)
Inside dimensions	295 x 164 x 16
Height bottom part	8 mm
Colours	● ●


## VACUUM-FORMING INSERTS (white)




Art. No. **2500109** Comp.: 15




Art. No. **2500110** Comp.: 54



Art. No. **2500111** Comp.: 20



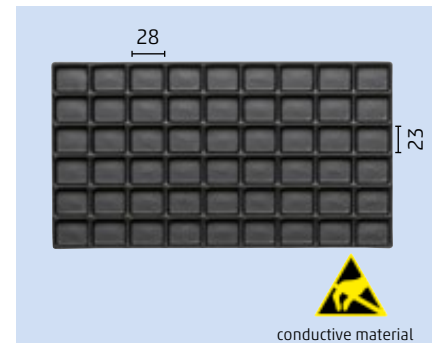
Art. No. **2500112** Comp.: 72



Art. No. **2500113** Comp.: 31




## VACUUM-FORMING INSERTS (black)



Art. No. **2500114** Comp.: 54

(see page 99)



Art. No. **2500115** Comp.: 72

(see page 99)

### Assortment Cases SOK 295 008/008

featuring a foam-padded frame to **accommodate mounting trays**, e.g. for high-grade precision-engineered lenses designed as working trays incorporating storage and forwarding facilities




## ASSORTMENT CASES WITH HINGED LIDS SOK 295 – 030/008, Outside dimensions 300 x 178 x 45 mm




Art. No.	<b>8120385</b>
Inside dimensions	295 x 164 x 38
Height bottom part	8 mm
Colours	① ●

Art. No.	<b>8129024</b> (see page 99)
Inside dimensions	295 x 164 x 38
Height bottom part	8 mm
Colours	● ●


## VACUUM-FORMING INSERTS (white)



Art. No. **2500101** Comp.: 6  
 Art. No. **2500128 ESD** Comp.: 6 ⚠  
 (see page 99)



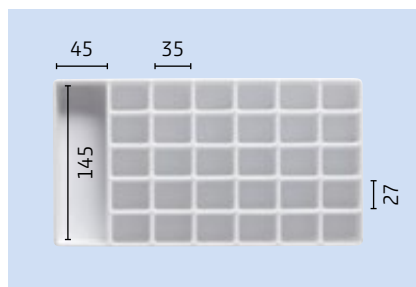
Art. No. **2500102** Comp.: 12  
 Art. No. **2500130 ESD** Comp.: 12 ⚠  
 (see page 99)




Art. No. **2500103** Comp.: 15  
 Art. No. **2500131 ESD** Comp.: 15 ⚠  
 (see page 99)




Art. No. **2500104** Comp.: 28




Art. No. **2500106** Comp.: 31




Art. No. **2500107** Comp.: 35



Art. No. **2500108** Comp.: 54




Art. No. **2449568**  
 Gridded foam inlay: 294 x 164 x 30 mm  
 PU grid-size 10 x 10 mm and 5 mm foam-plate



① Art. No. **8120382** 295 x 164 x 16  
 ② Art. No. **8120385** 295 x 164 x 38  
 ③ Art. No. **8120386** 295 x 164 x 60


## ASSORTMENT CASES WITH HINGED LID SOK 210 DIN A5



SOK 210, 010/010  
SOK 210, 020/010  
SOK 210, 020/020



Art. No. **8120389** crystal clear/crystal clear  
inside 215 x 151 x 16  
outside 221 x 160 x 24



Art. No. **8120390** white/crystal clear  
inside 215 x 151 x 16  
outside 221 x 160 x 24



Art. No. **8120391** blue/crystal clear  
inside 215 x 151 x 16  
outside 221 x 160 x 24

**NEW**



Art. No. **8129049** crystal clear/crystal clear  
inside 214 x 150 x 26  
outside 221 x 160 x 32

**NEW**



Art. No. **8129048** white/crystal clear  
inside 214 x 150 x 26  
outside 221 x 160 x 32

**NEW**



Art. No. **8129047** blue/crystal clear  
inside 214 x 150 x 26  
outside 221 x 160 x 32

**NEW**



Art. No. **8129053** crystal clear/crystal clear  
inside 214 x 150 x 36  
outside 221 x 160 x 41

**NEW**




Art. No. **8129052** white/crystal clear  
inside 214 x 150 x 36  
outside 221 x 160 x 41

**NEW**



Art. No. **8129051** blue/crystal clear  
inside 214 x 150 x 36  
outside 221 x 160 x 41

ASSORTMENT CASES WITH HINGED CLOSURE SOK 210 **DIN A5**


SOK 210, 068/010  
SOK 210, 068/020  
SOK 210, 068/068



Art. No. **8120392** white/crystal clear  
inside 211 x 147 x 73,5  
outside 221 x 160 x 82



Art. No. **8120393** blue/crystal clear  
inside 211 x 147 x 73,5  
outside 221 x 160 x 82

**NEW**

Art. No. **8129054** white/crystal clear  
inside 211 x 147 x 83,5  
outside 221 x 160 x 90

**NEW**

Art. No. **8129055** blue/crystal clear  
inside 211 x 147 x 83,5  
outside 221 x 160 x 90





Art. No. **8120394** white/translucent  
inside 211 x 147 x 131  
outside 221 x 160 x 140



Art. No. **8120395** blue/translucent  
inside 211 x 147 x 131  
outside 221 x 160 x 140

# ASSORTMENT CASES

**BASIC DESIGN CASES** Inside 288 x 157 x 38 mm, Outside 295 x 175 x 42 mm




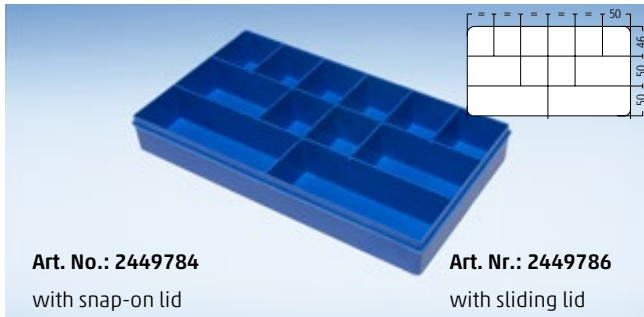
**Art. No. 2448928**

Assortment case (empty) with snap-on lid

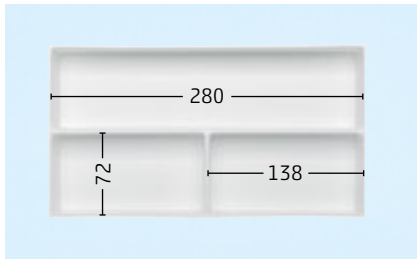
◀ Choice of two lid types ▶

**Art. No. 2447026**

Assortment case (empty) with sliding lid

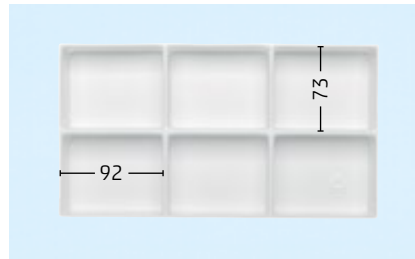


**VACUUM-FORMED INLAYS** (matching Art. No. 2448928 or 2447026, height 42 mm)



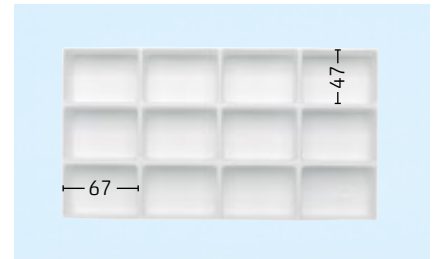
**Art. No.: 2423199**

Compartments: 3



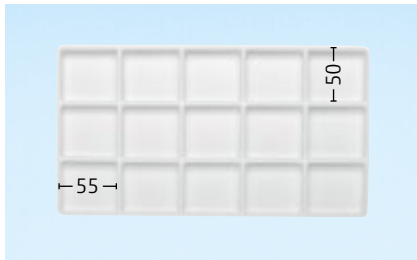
**Art. No.: 2423185**

Compartments: 6



**Art. No.: 2423188**

Compartments: 12



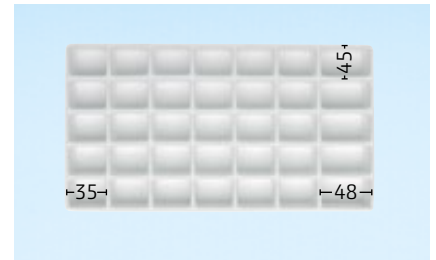
**Art. No.: 2423189**

Compartments: 15




**Art. No.: 2423200**

Compartments: 28



**Art. No.: 2423191**

Compartments: 35




**Art. No.: 2423194**


Compartments: 54



HINGED LID BOXES



Art. No.	① V 8-1	② V 8-2	③ V 8-3	④ V 8-4	⑤ V 8-5	⑥ V 8-7	⑦ V 8-11	⑧ V 8-17
Inside dimensions	75 x 50 x 33	75 x 50 x 45	76 x 50 x 27	100 x 75 x 27	106 x 75 x 46	156 x 106 x 46	210 x 75 x 50	75 x 50 x 50
Colours	● bottom part   for orders of more than 2000 pcs. additional colours available						① Lid crystal clear	
Note	stackable   DGBM-hinger, smooth outside							



Art. No.	V 8-15-2-2-8-8
	Hinged box with snap-in lock
Inside dimensions	220 x 130 x 35
Colours	●




Art. No.	V 8-10 SCH-2-1-8-1	● crystal clear
Art. No.	V 8-10 SCH + V-2-1-8-1	● crystal clear
Art. No.	V 8-10 SCH + V-2-2-8-8	●●
Art. No.	V 8-10 ST-2-1-5-1	● crystal clear
Art. No.	V 8-10 ST-2-1-8-1	● crystal clear
Art. No.	V 8-10 ST-2-1-10-1	● crystal clear
Inside dimensions	205 x 95 x 45	
Note:	For lid Polycarbonate Mat. No. D = 12	




Art. No.	V 8-13 SCH-2-1-8-1	● crystal clear
Art. No.	V 8-13 SCH-2-2-8-8	●●
Inside dimensions	310 x 112 x 45	



Art. No. without lock	Art. No. with lock
○ V 9-14-1-1-1-1	V 9-14-SCH+V 2-1-1-1
● V 9-14-2-1-7-1	V 9-14-SCH+V 2-1-7-1
● V 9-14-2-1-8-1	V 9-14-SCH+V 2-1-8-1
Outside dimensions	211 x 110 x 20 18 compartments



Art. No.	V 8-6-2-1-10-1	B. ● L. crystal clear
Art. No.	V 8-6-2-1-3-1	B. ● L. crystal clear
Art. No.	V 8-6-2-1-8-1	B. ● L. crystal clear
Note:	DGBM-hinges, smooth outside	
	1 compartment	



Material: PP	
Art. No.	● V 20-30 ● V 20-31
Inside dimensions	130 x 80 x 30 130 x 80 x 50
Art. No.	● V 20-32 ● V 20-33
Inside dimensions	178 x 133 x 78 221 x 121 x 55
Note:	Foam inlays on request.



Suitcases on Licefa.de



SUITCASE SIZES **WHITE CASES** (see page 61)

Art. No.*	Suitcase	Dimension in mm			Format
		Length	Width	Height	
2443554	<b>K 2000 Mini</b>	90	65	21	Business card size
2443382	<b>K 2012</b>	120	80	24	< Format A6
2431427	<b>K 2009</b>	153	107	30	Format A6
2431449	<b>K 2005</b>	170	130	37	Oversized format A6, CD cover size
2431428	<b>K 2001</b>	240	170	42	Oversized format A5, flat
2431452	<b>K 2004</b>	270	185	76	Oversized format A5, medium-high
2431429	<b>K 2002</b>	270	185	93	Oversized format A5, high
2444574	<b>K 2013</b>	312	233	46	Format A4, flat
2431445	<b>K 2006</b>	335	240	71	Format A4, medium-high
2432141	<b>K 2000</b>	340	250	53	Format A4, flat
2430935	<b>K 2007</b>	365	245	105	Oversized format A4, high
2432745	<b>K 2011</b>	375	265	80	Oversized format A4, medium-high



Film suitcases



#### SUITCASE SIZES RED CASES

Art. No.	Suitcase	Dimension in mm			Format
		Length	Width	Height	
<b>2449535</b>	<b>K 2000 Mini</b>	90	65	21	Business card size
<b>2449536</b>	<b>K 2012</b>	120	80	24	< Format A6
<b>2449537</b>	<b>K 2009</b>	153	107	30	Format A6
<b>2449538</b>	<b>K 2005</b>	170	130	37	Oversized format A6, CD cover size
<b>2449539</b>	<b>K 2001</b>	240	170	42	Oversized format A5, flat
<b>2449540</b>	<b>K 2004</b>	270	185	76	Oversized format A5, medium-high
<b>2449541</b>	<b>K 2002</b>	270	185	93	Oversized format A5, high
<b>2449542</b>	<b>K 2013</b>	312	233	46	Format A4, flat
<b>2449543</b>	<b>K 2006</b>	335	240	71	Format A4, medium-high
<b>2449544</b>	<b>K 2000</b>	340	250	53	Format A4, flat
<b>2449545</b>	<b>K 2007</b>	365	245	105	Oversized format A4, high
<b>2449546</b>	<b>K 2011</b>	375	265	80	Oversized format A4, medium-high

Usable inside dimensions in mm

Dimensions subject to errors and corrections!

## MASK AND HYGIENE BOX

**NEW**

Inside dimensions of box:  
185 x 90 x 35 mm

Design:  
Box designed with film hinge and film closure,  
individual custom-printing facilities available on request

**The LICEFA Mask and Hygiene box**

Art. No. 8900161 with print (empty box)

Art. No. 8900162 with print, hygiene box (empty box)

**Examples of application:**

- For masks and/or hygiene products
- For automobiles
- For surgeries, hospitals, businesses, etc.

## HYGIENE SUITCASE

**NEW****The LICEFA Hygiene Box**

med. contents, like masks and gloves are examples only,  
Individual custom-printing facilities available on request

**Examples of application:**

- For general storage requirements
- Ideal for automobiles
- The perfect gift

*Contents example only*








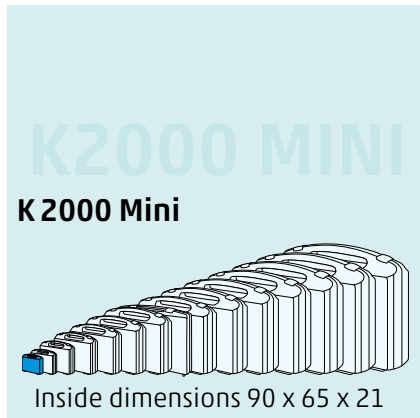
Suitcase table 2021

lfd-No.	Length	Width	Height	Art. No.	Page in catalogue
1	90	65	21	K 2000 Mini	46
2	120	80	24	K 2012	47
3	153	107	30	K 2009	48
4	165	145	22	K 16522	62
5	170	130	37	K 2005	49
6	222	145	40	K 725	63
7	240	170	42	K 2001	50
8	240	188	44	K 3000	62
9	258	178	45	K 726	63
10	270	185	76	K 2004	51
11	270	185	93	K 2002	52
12	270	201	70	K 27070	62
13	272	192	111	K 6006	63
14	296	230	76	K 3001	62
15	312	233	46	K 2013	53
16	319	225	49	K 727	63
17	324	236	117	K 6008	63
18	331	236	65	K 6009	63
19	335	240	71	K 2006	54
20	337	234	106	K 6007	63
21	338	229	79	K 730	63
22	340	250	53	K 2000	55
23	365	245	105	K 2007	56
24	368	290	90	K 3002	62
27	371	261	96	K 6010	63
25	375	265	80	K 2011	57
26	375	265	81	K 780	63
28	400	320	100	K 40100	62
29	400	320	175	K 40175	62
31	410	272	113	K 2003	58
32	422	299	123	K 2010	59
33	428	306	137	K 6000	63
34	428	306	157	K 6001	63
35	428	306	192	K 6002	63
36	429	308	102	K 782	63
37	429	308	122	K 783	63
38	431	311	81	K 781	63
40	440	364	120	K 44120	62
41	445	328	144	K 2008	60
42	450	325	100	K 1006	62
43	450	360	132	K 3003	62
44	480	376	150	K 48150	62
45	506	355	232	K 6005	63
46	506	355	197	K 6004	63
47	510	361	162	K 6003	63
48	525	385	120	K 1007	62
49	546	435	156	K 3004	62
50	570	445	150	K 57150	62

For further suitcase sizes please refer to pages 64 – 66: **strong cases**

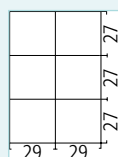
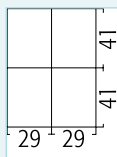
**Strong cases** are very robust suitcases which amongst others are suitable for outdoor application

SUITCASES AND INSERTS



Art. No.	<b>K 2000 MINI</b> Made of polypropylen
Inside dimensions	90 x 65 x 21
Height bottom part	10 mm
Colours	<input type="radio"/> <input checked="" type="radio"/> <input checked="" type="radio"/> <input checked="" type="radio"/> <input checked="" type="radio"/>
	Special colours on request
Please note	Design with ball hinge and snap lock

STANDARD INSERTS



Art. No.	<b>TE 4 K-MINI</b>	<b>TE 6 K-MINI</b>	<b>K 2000 MINI Dental</b> Insert for bite splint, empty
----------	--------------------	--------------------	--

Miniature promotion case **K 2000 MINI**

Example:  
Miniature case for  
visiting cards with  
USB-Stick



Example:  
Mini case (K 2000 Mini  
Dental) incl. Insert for bite  
splint with content.



Example:  
Miniature case with im-  
print as gift box.



Example:  
Miniature case as assortment  
box for skin caring creams when  
travelling.




Example:  
Miniature case as box for playing  
cards.



Example:  
Miniature case as mailing  
campaign box.



SUITCASES AND INSERTS

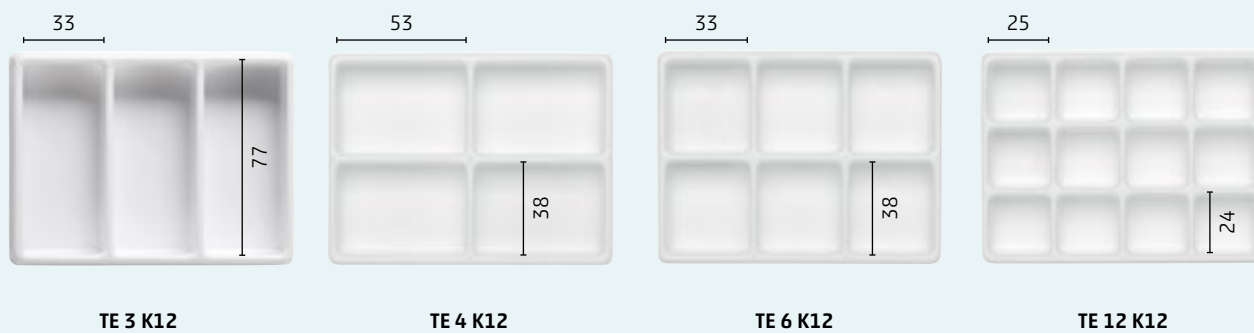


Art. No.	Suitcase colours		
	Bottom part	Lid	Lock
2443314	(N)	(N)	(●)
2443521	(●)	(●)	(●)
2443525	(○)	(○)	(●)
2443523	(●)	(●)	(●)
Special designs			
2443383 (p. 100 + 101)	(●)	(●)	(●)
2443382 (p. 42, 61)	(W)	(W)	(○)


(N) = naturally transparent (W) = white (T) = transparent



VACUUM FORMING INSERTS (white)

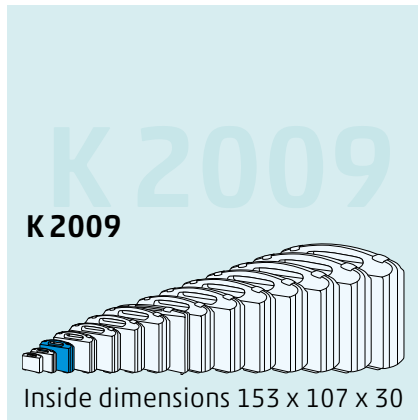


FOAM INSERTS



Napped foam inlay set  
Art. No. K 2012 Noppe

SUITCASES AND FOAM INSERTS

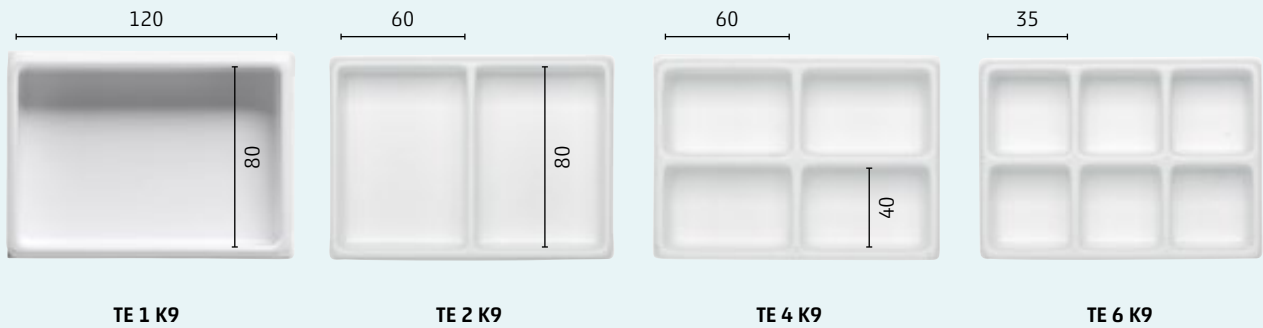


Art. No.	Suitcase colours		
	Bottom part	Lid	Lock
2429429	(N)	(N)	●
2429438	●	(N)	●
2429439	●	●	●
2429440	○	○	●
2429441	●	●	●
Special designs			
2431427 (p. 42, 61)	(W)	(W)	○


(N) = naturally transparent (W) = white (T) = transparent



VACUUM FORMING INSERTS




FOAM INSERTS



Art. No. K 2009 Noppe  
Napped foam inlay set



## SUITCASES AND INSERTS



Art. No.	Suitcase colours		
	Bottom part	Lid	Lock
2424025	(N)	(N)	●
2424029	●	(N)	●
2424033	●	●	●
2424036	○	○	●
2424027	●	●	●
Special designs			
2424023 (p. 100 + 101)	●	●	●
2431449 (p. 42, 61)	(W)	(W)	○

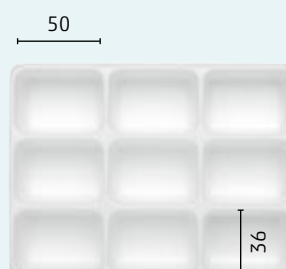
(N) = naturally transparent (W) = white (T) = transparent



## VACUUM FORMING INSERTS (white)



TE 6 K5



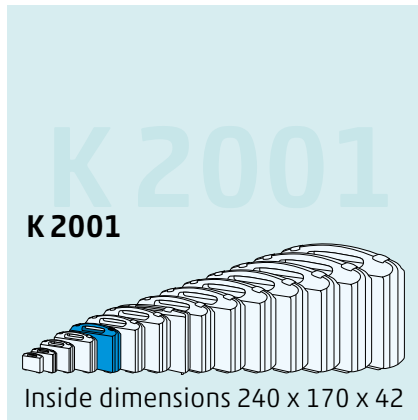
TE 9 K5

## FOAM INSERTS



Art. No. K 2005 Noppe  
Napped foam inlay set

SUITCASES AND INSERTS

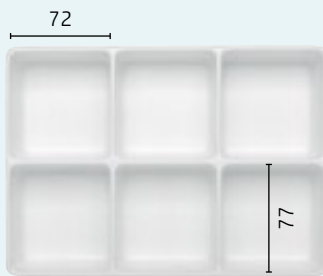


Art. No.	Suitcase colours		
	Bottom part	Lid	Lock
2432248	(N)	(N)	●
2432249	●	(N)	●
2432251	●	●	●
2432253	○	○	●
2432246	●	●	●
Special designs			
2432284 (p.100 + 101)	▲ ●	●	●
2431428 (p.42, 61)	⊕	⊕	○

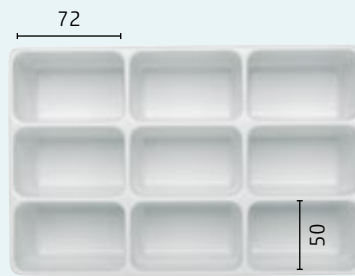
Ⓝ = naturally transparent   ⊕ = white



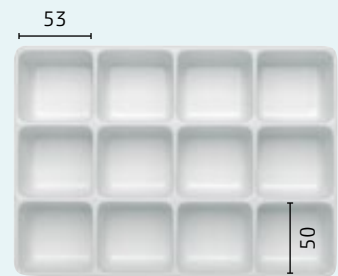
VACUUM FORMING INSERTS (white)



TE 6 K1



TE 9 K1



TE 12 K1


FOAM INSERTS



Art. No. K 2001 Noppe



Art. No. K 2001 Raster PU  
Grid: 10 x 10, thickness: 17




Art. No. K 2001 Raster PE



Art. No. K 2001 Dental  
see chapter 9 page 112

SUITCASES AND INSERTS

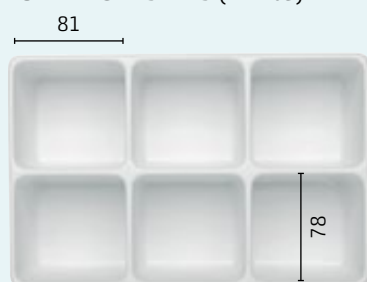


Art. No.	Suitcase colours		
	Bottom part	Lid	Lock
2432236	(N)	(N)	●
2432240	●	(N)	●
2432242	●	●	●
2432244	○	○	●
2432234	●	●	●
Special designs			
2432285 (p. 100 + 101)	●	●	●
2431452 (p. 42, 61)	(W)	(W)	○

(N) = naturally transparent (W) = white (T) = transparent



VACUUM FORMING INSERTS (white)



TE 6 K4



TE 9 K4

FOAM INSERTS



Art. No. K 2004 Noppe



Art. No. K 2004 Raster PU  
Grid: 10 x 10, thickness: 30




Art. No. K 2004 Raster PE



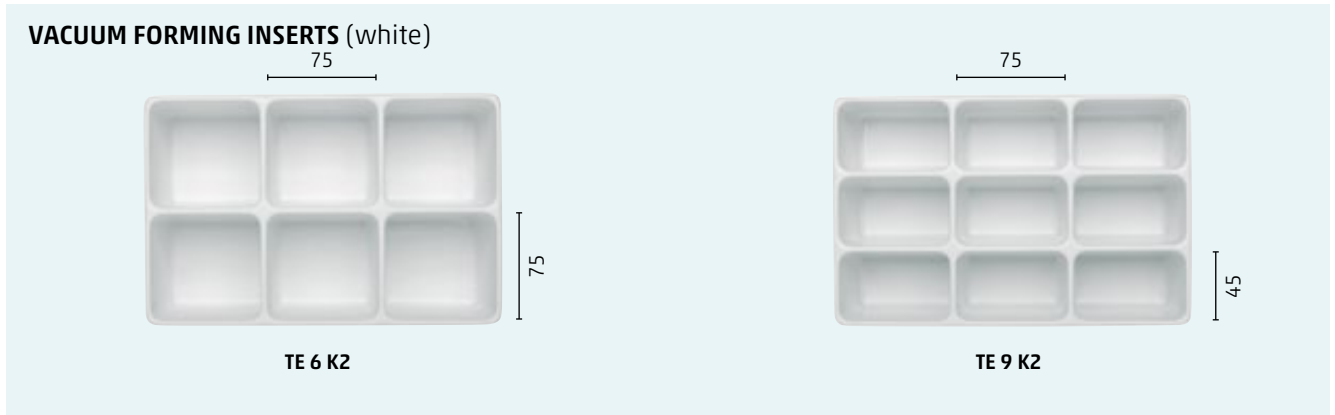
Art. No. K 2004 Dental  
see chapter 9 page 112

SUITCASES AND INSERTS



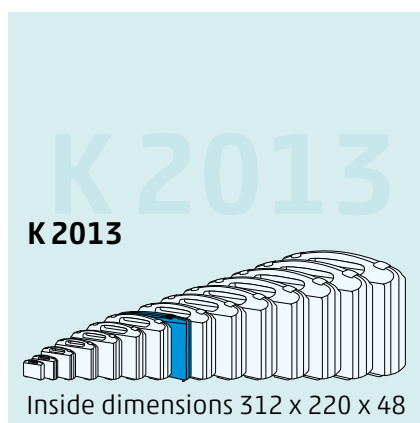
Art. No.	Suitcase colours		
	Bottom part	Lid	Lock
2432211	Ⓝ	Ⓝ	●
2432212	●	Ⓝ	●
2432214	●	●	●
2432216	○	○	●
2432209	●	●	●
Special designs			
2431429 (p. 42, 61)	Ⓜ	Ⓜ	○

Ⓝ = naturally transparent   Ⓜ = white   Ⓟ = transparent





SUITCASES AND FOAM INSERTS



Art. No.	Suitcase colours		
	Bottom part	Lid	Lock
<b>2444574</b>	Ⓜ	Ⓜ	○


Ⓜ = white

See White Cases on page 42, 61

**Minimum quotation special colours:  
 300 pieces on request.**

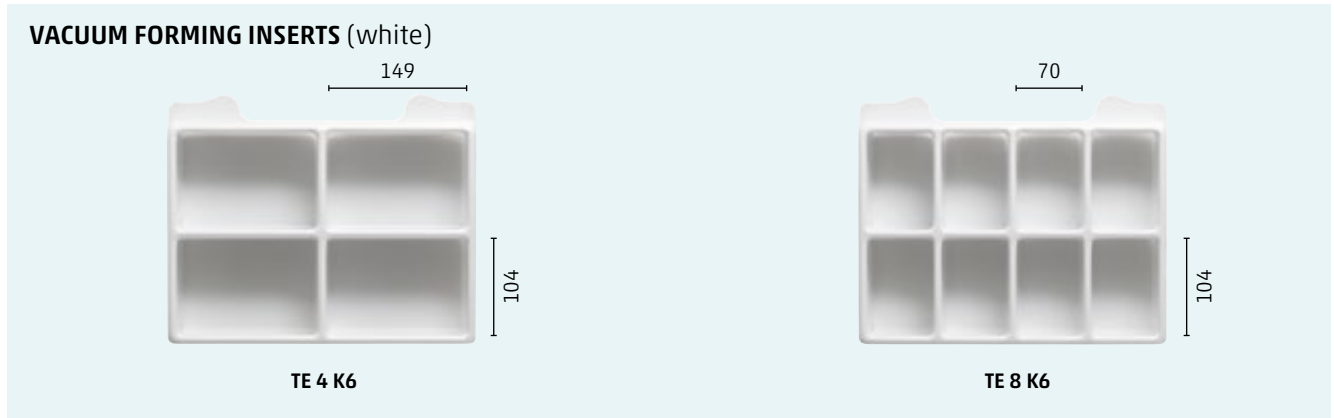


SUITCASES AND INSERTS




Art. No.	Suitcase colours		
	Bottom part	Lid	Lock
2432169	(N)	(N)	●
2432170	●	(N)	●
2432172	●	●	●
2432174	○	○	●
2432167	●	●	●
Special designs			
2443727 (p.100 + 101)	●	●	●
2431445 (p. 42, 61)	(W)	(W)	○

(N) = naturally transparent (W) = white

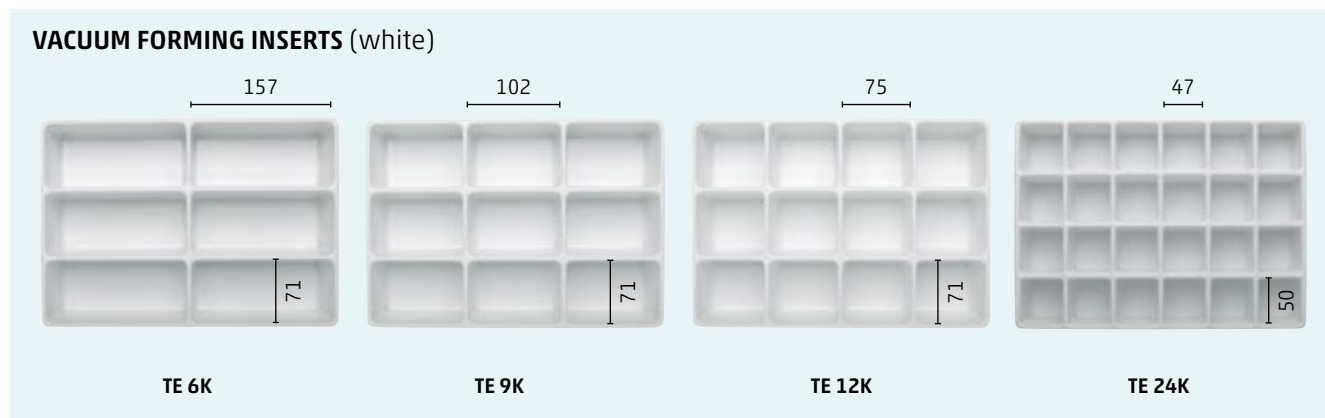


SUITCASES AND INSERTS

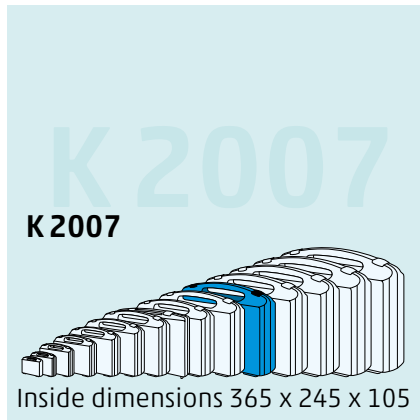


Art. No.	Suitcase colours		
	Bottom part	Lid	Lock
2432153	(N)	(N)	●
2432162	●	(N)	●
2432158	●	●	●
2432160	○	○	●
2432155	●	●	●
Special designs			
2432141 (p. 42, 61)	(W)	(W)	○
2432286 (p. 100 + 101)	●	●	●

(N) = naturally transparent (W) = white



SUITCASES AND INSERTS



Art. No.	Suitcase colours		
	Bottom part	Lid	Lock
2432203	(N)	(N)	●
2432204	●	(N)	●
2432903	●	●	●
2432207	○	○	●
2432201	●	●	●
Special designs			
2444070 (p. 100 + 101)	●	●	●
2430935 (p. 42, 61)	(W)	(W)	○



(N) = naturally transparent (W) = white (T) = transparent



STANDARD INSERTS –  
VACUUM-FORMED WITH VARIABLE PARTITIONS



VACUUM FORMING INSERTS (half height of suitcase)

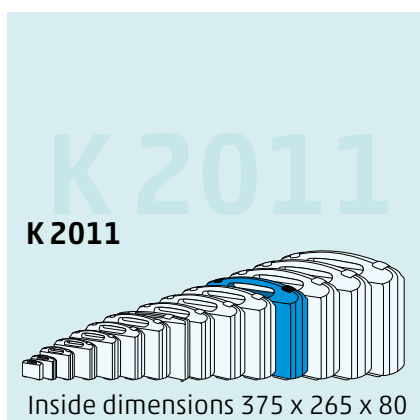


FOAM INSERTS



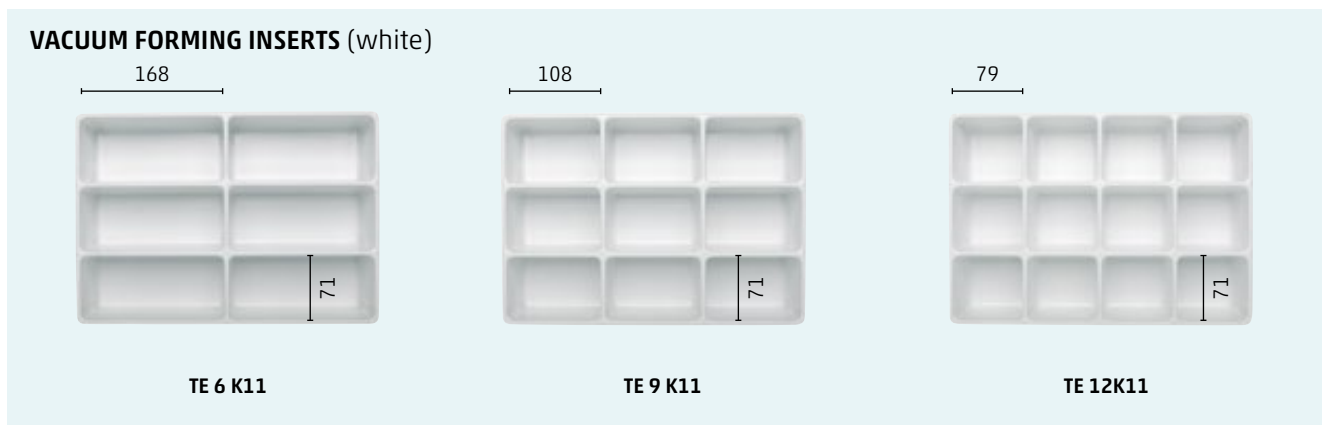


SUITCASES AND INSERTS




Art. No.	Suitcase colours		
	Bottom part	Lid	Lock
2432180	(N)	(N)	●
2432181	●	(N)	●
2432183	●	●	●
2432185	○	○	●
2432178	●	●	●
Special designs			
2432904 (p.100 + 101)	▲ ●	●	●
2432745 (p. 42, 61)	⊗	⊗	○

(N) = naturally transparent (W) = white



SUITCASES AND INSERTS



Art. No.	Suitcase colours		
	Bottom part	Lid	Lock
2432190			
2432192			
2432188			
Special designs			
2443702 (p.100 + 101)			




STANDARD INSERTS – VACUUM-FORMED WITH VARIABLE PARTITIONS




Art. No. TE 4 K3 Vario

VACUUM-FORMED STANDARD INSERTS (half height of suitcase)



TE 4 K3




TE 6 K3


FOAM INSERTS



Art. No. K 2003 Noppe



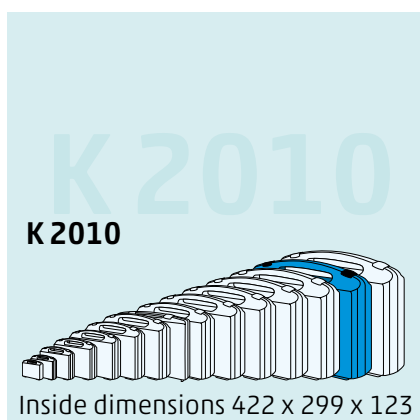
K 2003 Raster PU  
Grid: 15 x 15, thickness: 45



K 2003 Raster PE

# SUITCASES + FOAM INLAYS

## SUITCASES AND FOAM INSERTS



Art. No.	Suitcase colours		
	Bottom part	Lid	Lock
2434320	Blue	Blue	Red
2434309	White	White	Blue
2434311	Black	Black	Red
Material	ABS		



## FOAM INSERTS



Art. No. **K 2010 Noppe**

Case lids  
Napped foam  
Gridded foam  
Base plate 10 mm




**K 2010 Raster PU**  
Grid: 15 x 15 / Thickness: 45



**K 2010 Raster PE**

# SUITCASES + FOAM INLAYS

## SUITCASES AND FOAM INSERTS



Art. No.	Suitcase colours		
	Bottom part	Lid	Lock
2424114	Blue	Blue	Red
2424117	White	White	Blue
2424109	Black	Black	Red
Material	ABS		



## STANDARD INSERTS (FOAM)

**Napped foam - inlay set**



Art. No. **K 2008 Noppe**

**Gridded foam inlay set**

Case lids  
Napped foam  
Gridded foam  
Base plate 10 mm



**K 2008 Raster PU**  
Grid: 17 x 17 / thickness: 60



**K 2008 Raster PE**

## EXAMPLES FOR APPLICATION







SUITCASE SIZES **WHITE CASES**

Art.-No.*	Suitcase	Inside dimensions			Format
		Length mm	Width mm	Height mm	
2443554	<b>K 2000 Mini</b>	90	65	21	Business card size
2443382	<b>K 2012</b>	120	80	24	< Format A6
2431427	<b>K 2009</b>	153	107	30	Format A6
2431449	<b>K 2005</b>	170	130	37	Oversized format A6, CD cover size
2431428	<b>K 2001</b>	240	170	42	Oversized format A5, flat
2431452	<b>K 2004</b>	270	185	76	Oversized format A5, medium-high
2431429	<b>K 2002</b>	270	185	93	Oversized format A5, high
2444574	<b>K 2013</b>	312	233	46	Format A4, flat
2431445	<b>K 2006</b>	335	240	71	Format A4, medium-high
2432141	<b>K 2000</b>	340	250	53	Format A4, flat
2430935	<b>K 2007</b>	365	245	105	Oversized format A4, high
2432745	<b>K 2011</b>	375	265	80	Oversized format A4, medium-high

\* colour fastener: grey  
further colours on request!



Usable inside dimensions in mm

Dimensions subject to errors and corrections!

## SUITCASE AND FOAM INSERTS


## Serie K 3000 - 3004



Art. No.	K 3000	K 3001	K 3002	K 3003	K 3004
Inside dimension	240 x 188 x 44	296 x 230 x 76	368 x 290 x 90	450 x 360 x 132	546 x 435 x 156
Colours	Kofferschale	● ● ●		K 3003 Noppe	K 3004 Noppe
	Verschluss	●		K 3003 Raster	K 3004 Raster
Note: Gridded foams inserts on request				Material ABS	ABS

## RESISTANT CASES



Art. No.	K 16522	K 27070	K 40100	K 40175	K 44120	K 48150	K 57150
Inside dimension	165 x 145 x 22	270 x 201 x 70	400 x 320 x 100	400 x 320 x 175	440 x 364 x 120	480 x 376 x 150	570 x 445 x 150
Lid height	11 mm	35 mm	50 mm	75 mm	60 mm	75 mm	75 mm
Bottom part height	11 mm	35 mm	50 mm	100 mm	60 mm	75 mm	75 mm
Colours*	Case shell	●	* Colour of case shell and closure				
	Lock	●	only in combination (see  )				

## LARGE VOLUME SUITCASE

## Serie K 1006 - 1007



Art. No.	K 1006	K 1007
Inside dim.	450 x 325 x 100	525 x 385 x 120
Colours	Case shell	● ●
	Lock	● ●

## SUITCASES + FOAM INLAYS

### FLAT SUITCASES WITH INTEGRATED HINGES

### FLAT SUITCASES OVERSIZED DIN A4



No.	1	2	3	4	5	6	7	8
Art. No	<b>K725</b>	<b>K726</b>	<b>K727</b>	<b>K730</b>	<b>K780</b>	<b>K781</b>	<b>K782</b>	<b>K783</b>
Inside dimension	222 x 145 x 40	259 x 178 x 45	319 x 225 x 49	338 x 229 x 79	375 x 265 x 81	431 + 311 x 81	429 x 308 x 102	429 x 308 x 122
Height bottom + lid	30 + 10	33 + 12	36 + 13	55 + 24	40,5 + 40,5	61 + 41	61 + 41	61 + 61
Colours suitcase	● ● ○	● ● ○	● ● ○	● ● ○	● ● ○	● ● ○	● ● ○	● ● ○
Colour combination lid and fastener	-	-	-	-	● ● ○ ● ● ○ ○ ● ●	● ● ○ ● ● ○ ○ ● ●	● ● ○ ● ● ○ ○ ● ●	● ● ○ ● ● ○ ○ ● ●

### LARGE VOLUME SUITCASES AND SUITCASES WITH FLAT LID




Dimensions	All dimensions		Art. No.	Colour combinations		Case design criteria	
	Total	Base		Lid	Fastener	high volume	flat lid
<b>272 x 192 x 111</b>	45,5	65,5	<b>K 6006</b>	colour lid      colour handle ● ● ○ ● ● ○ ○ ● ●		no	no
<b>331 x 236 x 65</b>	27,0	38	<b>K 6009</b>			no	yes
337 x 234 x 106	27,0	79,0	<b>K 6007</b>			no	yes
324 x 236 x 117	38,0	79,0	<b>K 6008</b>			no	yes
371 x 261 x 96	40,0	56,0	<b>K 6010</b>			no	no
<b>428 x 306 x 137</b>	41,0	96,0	<b>K 6000</b>			yes	yes
428 x 306 x 157	61,0	96,0	<b>K 6001</b>			yes	no
428 x 306 x 192	96,0	96,0	<b>K 6002</b>			yes	no
<b>510 x 361 x 162</b>	81,0	81,0	<b>K 6003</b>			yes	no
506 x 355 x 197	81,0	116,0	<b>K 6004</b>			yes	no
506 x 355 x 232	116,0	116,0	<b>K 6005</b>			yes	no



## PREMIUM STRONG CASES

- WATERPROOFED
- VERY STRONG
- IN DIFFERENT COLOURS AVAILABLE





## PREMIUM STRONG CASES



Art. No.	Inside diemension	Outside diemension	Bottom	Lid	Colours
PSC 310-0001	131 x 77 x 28	149 x 110 x 43	22	6	Black, Transparent, Blue, Purple, Yellow, Orange, Red, White
PSC 320-0001	151 x 85 x 39	161 x 118 x 55	30	9	Black, Transparent, Blue, Purple, Yellow, Orange, Red, White
PSC 330-0001	170 x 96 x 49	188 x 130 x 65	36	13	Black, Transparent, Blue, Pruple, Yellow, Orange, Red, White
PSC 903-0001	188 x 124 x 79	231 x 173 x 97	66	13	Black, Blue, Graphite, Lime, Olive, Orange, Silver, Yellow
PSC 903-1001 foam	188 x 124 x 79	231 x 173 x 97	66	13	Black, Blue, Graphite, Lime, Olive, Orange, Silver, Yellow
PSC 904-0001	213 x 152 x 94	259 x 201 x 114	74	20	Black, Blue, Graphite, Lime, Olive, Orange, Red, Silver, Yellow
PSC 904-1001 foam	213 x 152 x 94	259 x 201 x 114	74	20	Black, Blue, Graphite, Lime, Olive, Orange, Red, Silver, Yellow
PSC 905-0001	239 x 188 x 140	318 x 257 x 152	104	36	Black, Graphite, Lime, Olive, Orange, Red, Silver, Yellow
PSC 905-1001 foam	239 x 188 x 140	318 x 257 x 152	104	36	Black, Graphite, Lime, Olive, Orange, Red, Silver, Yellow
PSC 908-0001	241 x 190 x 190	318 x 249 x 203	155	35	Black, Graphite, Lime, Olive, Orange, Silver, Yellow
PSC 908-1001 foam	241 x 190 x 190	318 x 249 x 203	155	35	Black, Graphite, Lime, Olive, Orange, Silver, Yellow
PSC 909-0001	291 x 178 x 93	321 x 229 x 111	60	33	Black, Graphite, Lime, Olive, Orange, Beige, Yellow
PSC 909-1001 foam	291 x 178 x 93	321 x 229 x 111	60	33	Black, Graphite, Lime, Olive, Orange, Beige, Yellow
PSC 910-0001	336 x 234 x 104	363 x 282 x 120	71	33	Black, Graphite, Lime, Olive, Orange, Beige, Silver, Yellow
PSC 910-1001 foam	336 x 234 x 104	363 x 282 x 120	71	33	Black, Graphite, Lime, Olive, Orange, Beige, Silver, Yellow
PSC 915-0001	361 x 236 x 157	401 x 307 x 173	104	53	Black, Graphite, Olive, Orange, Silver, Yellow
PSC 915-1001 foam	361 x 236 x 157	401 x 307 x 173	104	53	Black, Graphite, Olive, Orange, Silver, Yellow
PSC 918-0001	378 x 249 x 218	429 x 328 x 236	165	53	Black, Graphite, Olive, Orange, Silver, Yellow
PSC 918-1001 foam	378 x 249 x 218	429 x 328 x 236	165	53	Black, Graphite, Olive, Orange, Silver, Yellow
PSC 920-0001	381 x 267 x 157	424 x 340 x 173	104	53	Black, Graphite, Olive, Orange, Silver, Yellow
PSC 920-1001 foam	381 x 267 x 157	424 x 340 x 173	104	53	Black, Graphite, Olive, Orange, Silver, Yellow
PSC 923-0001	422 x 287 x 137	472 x 366 x 161	91	46	Black, Graphite, Olive, Orange, Silver, Yellow
PSC 923-1001 foam	422 x 287 x 137	472 x 366 x 161	91	46	Black, Graphite, Olive, Orange, Silver, Yellow
PSC 925-0001	432 x 300 x 163	475 x 376 x 178	108	53	Black, Graphite, Olive, Orange, Silver, Yellow
PSC 925-1001 foam	432 x 300 x 163	475 x 376 x 178	108	53	Black, Graphite, Olive, Orange, Silver, Yellow
PSC 930-0001	457 x 330 x 175	503 x 406 x 193	121	53	Black, Graphite, Olive, Orange, Silver, Yellow
PSC 930-1001 foam	457 x 330 x 175	503 x 406 x 193	121	53	Black, Graphite, Olive, Orange, Silver, Yellow
PSC 933-0001	457 x 330 x 241	505 x 409 x 257	185	53	Black, Graphite, Orange, Silver, Yellow
PSC 933-1001 foam	457 x 330 x 241	505 x 409 x 257	185	53	Black, Graphite, Orange, Silver, Yellow
PSC 935-0001	521 x 287 x 191	559 x 356 x 229	137	53	Black, Graphite, Olive, Orange, Silver, Yellow
PSC 935-1001 foam	521 x 287 x 191	559 x 356 x 229	137	53	Black, Graphite, Olive, Orange, Silver, Yellow
PSC 938-0001	546 x 318 x 294	605 x 394 x 336	241	53	Black, Yellow, Orange
PSC 938-1001 foam	546 x 318 x 294	605 x 394 x 336	241	53	Black, Yellow, Orange
PSC 940-0001	508 x 356 x 203	557 x 429 x 216	150	53	Black, Graphite, Olive, Orange, Silver, Yellow
PSC 940-1001 foam	508 x 356 x 203	557 x 429 x 216	150	53	Black, Graphite, Olive, Orange, Silver, Yellow
PSC 945-0001	559 x 432 x 208	638 x 505 x 224	155	53	Black, Graphite, Olive, Orange, Silver, Yellow
PSC 945-1001 foam	559 x 432 x 208	638 x 505 x 224	155	53	Black, Graphite, Olive, Orange, Silver, Yellow
PSC 950-0001	521 x 389 x 257	579 x 465 x 297	203	53	Black, Graphite, Olive, Orange, Yellow
PSC 950-1001 foam	521 x 389 x 257	579 x 465 x 297	203	53	Black, Graphite, Olive, Orange, Yellow
PSC 955-0001	559 x 432 x 259	650 x 508 x 300	206	53	Black, Yellow, Orange
PSC 955-1001 foam	559 x 432 x 259	650 x 508 x 300	206	53	Black, Yellow, Orange
PSC 960-0001	559 x 432 x 328	645 x 508 x 368	274	53	Black, Graphite, Olive, Orange, Yellow
PSC 960-1001 foam	559 x 432 x 328	645 x 508 x 368	274	53	Black, Graphite, Olive, Orange, Yellow
PSC 963-0001	737 x 457 x 269	826 x 536 x 318	216	53	Black
PSC 963-1001 foam	737 x 457 x 269	826 x 536 x 318	216	53	Black
PSC 965-0001	737 x 457 x 356	826 x 536 x 404	302	53	Black
PSC 965-1001 foam	737 x 457 x 356	826 x 536 x 404	302	53	Black
PSC 985-0001	930 x 368 x 152	1010 x 440 x 168	111	41	Black, Olive
PSC 985-1001 foam	930 x 368 x 152	1010 x 440 x 168	111	41	Black, Olive
PSC 990-0001	1118 x 368 x 152	1196 x 440 x 168	111	41	Black, Olive, Beige
PSC 990-1001 foam	1118 x 368 x 152	1196 x 440 x 168	111	41	Black, Olive, Beige
PSC 995-0001	1321 x 368 x 152	1399 x 440 x 168	111	41	Black, Graphit, Olive, Beige
PSC 995-1001 foam	1321 x 368 x 152	1399 x 440 x 168	111	41	Black, Graphite, Olive, Beige

For further suitcase sizes please refer to page 66: **ECONOMIC Strong Cases**

**Strong Cases** are very robust suitcases which amongst others are suitable for outdoor application


## ECONOMIC STRONG CASES



ECONOMIC Strong Cases


Inside dimensions in mm	Total	Base	Lid	Handle	Art. No.	Empty weight approx kg
<b>235 x 180</b>	106	81	25	normal	<b>SC 235/105</b>	0,82
235 x 180	156	131	25	normal	<b>SC 235/155</b>	0,96
<b>300 x 225</b>	132	99	33	normal	<b>SC 300</b>	1,62
<b>426 x 290</b>	159	114	45	normal	<b>SC 430</b>	2,76
<b>500 x 350</b>	194	136	58	normal	<b>SC 505</b>	3,90
500 x 350	194	136	58	telescope handle	<b>SC 505 TR</b>	5,00
<b>520 x 290</b>	200	155	45	normal	<b>SC 520</b>	3,58
520 x 290	200	155	45	telescope handle	<b>SC 520 TR</b>	5,80
<b>538 x 405</b>	190	140	50	normal	<b>SC 540/190</b>	4,74
538 x 405	190	140	50	telescope handle	<b>SC 540/190 TR</b>	6,28
538 x 405	245	195	50	normal	<b>SC 540/245</b>	5,30
538 x 405	245	195	50	telescope handle	<b>SC 540/245 TR</b>	6,84
<b>620 x 460</b>	250	190	60	normal	<b>SC 620/250</b>	6,98
620 x 460	250	190	60	telescope handle	<b>SC 620/250 TR</b>	8,50
620 x 460	340	280	60	normal	<b>SC 620/340</b>	8,08
620 x 460	340	280	60	telescope handle	<b>SC 620/340 TR</b>	9,60
<b>750 x 480</b>	280	220	60	normal	<b>SC 750/280</b>	10,20
750 x 480	400	340	60	normal	<b>SC 750/400</b>	12,10
<b>800 x 370</b>	145	100	45	normal	<b>SC 800</b>	6,20
<b>1100 x 370</b>	140	95	45	normal	<b>SC 1100</b>	7,86


Vacuum-Formed Inserts  
please see Chapter 10




Tote boxes on [Licefa.de](http://Licefa.de)

**EURO BOXES** loading weight until 25 kg possible

 see chapter 8



loading weight until 25 kg possible



loading weight until 25 kg possible

**Euro boxes, standard version with and without finger holes**


Art. No.	Kind of handle	Colour	Outside dim. in mm	Inside dimensions in mm
<b>Euro 1</b>	Rim	silver-grey	400 x 300 x 120	370 x 270 x 105
<b>Euro 2</b>	Open grip*	silver-grey	400 x 300 x 220	370 x 270 x 205
<b>Euro 3</b>	Open grip*	silver-grey	600 x 400 x 120	570 x 370 x 115
<b>Euro 4</b>	Open grip*	silver-grey	600 x 400 x 270	570 x 370 x 265
<b>DEK 1-2/Euro</b>	Top cover for <b>Euro 1</b> and Euro <b>2</b>			
<b>DEK 3-4/Euro</b>	Top cover for <b>Euro 3</b> and Euro <b>4</b>			
* rim also available, please inquire separately				

Please specify type of handle (rim or finger hole) when ordering!

**KLT-system box DIN 30820**

Art. No.	Kind of handle	Outside dim. in mm	Inside dimensions in mm
<b>KLT 1</b>	Rim	400 x 300 x 169	334 x 247 x 103
<b>KLT 2</b>	Rim	400 x 300 x 280	334 x 247 x 236
<b>D KLT 1-2</b>	Top cover for <b>KLT 1</b> and <b>KLT 2</b>		
<b>KLT 3</b>	Rim	600 x 400 x 213,5	532 x 346 x 164,5
<b>KLT 4</b>	Rim	600 x 400 x 280	532 x 346 x 231
<b>D KLT 3-4</b>	Top cover for <b>KLT 3</b> and <b>KLT 4</b>		

**INSERT TRAYS FOR EURO BOXES AND KLT** (small load containers)



loading weight until 25 kg possible

Art. No.	Inside dimensions
<b>ET-4</b>	305 x 225 x 42
<b>ET-5</b>	305 x 225 x 72
<b>ET-1</b>	310 x 250 x 20
<b>ET-3</b>	520 x 345 x 60

**TRANSPORT BOX**



**Collapsible boxes with EURO outside dimensions. Reduction of storage volume by 75% on average**

loading weight until 25 kg possible

Art. No.	Outside dimensions in mm	Inside dimensions in mm	Minimum capacity
<b>FB 22 L</b>	400 x 300 x 220	370 x 270 x 215	25 kg bottom part only
<b>FB 22 LD</b>	400 x 300 x 230	370 x 270 x 210	25 kg <sup>bottom part</sup> and top cover
<b>FB 44 L</b>	600 x 400 x 220	570 x 370 x 215	40 kg bottom part only
<b>FB 66 L</b>	600 x 400 x 320	570 x 370 x 315	60 kg bottom part only
<b>FB 200 L</b>	800 x 600 x 445	745 x 545 x 425	150 kg <sup>bottom part</sup> only
<b>DFD 64</b>	600 x 400	Top cover for <b>FB 44 L</b> and <b>FB 66 L</b>	
<b>DFD 86</b>	800 x 600	Top cover for <b>FB 200 L</b>	

*Dimensions subject to errors and corrections!*



## TRANSPORT + STORAGE TRAYS AND BOXES FOR SMALL PARTS



Art. No. **A 4-1**  
 Base area 175 x 100 Height inside 34 mm  
 Top edge 205 x 125  
 Colours       
 Further colours on request  
 Note Special design conductive



Art. No. **A 4-2**  
 Base area 190 x 120 Height inside 50 mm  
 Colours        
 Further colours on request  
 Note can be stacked nested, when turned even with content



Art. No. **A 4-3**  
 Base area 210 x 150 Height inside 40 mm  
 Top edge 260 x 200  
 Colours       
 Further colours on request




Art. No. **A 4-10** **A 4-10/4** transparent  
 Base area 280 x 160  
 Height inside 22 mm  
 Colours     
 Note Vacuum-formed top cover (4 mm higher)




Art. No. **A 4-8** tote box, stackable holder  
**A 4-8/20** Useful label with exchangeable card  
 Inside dimensions 435 X 270  
 Height inside 110 mm  
 Colours  Further colours on request

### MAGNETIC PINS



## STORAGE AND ORGANIZATION SYSTEM (Dental)




Other accessories (see pages 104 + 105)

Usable inside dimensions in mm

Dimensions subject to errors and corrections!

STACKABLE BOXES AND TRAYS FOR SPECTACLE FRAMES




Art. No. **2422281**  
Plastic labels  
(Optional)

Stackable carrying rack for up to 8 optical working trays

Art. No. **A4-70-Color-Tray** (s. illustration above)

outside dimensions Height of frame 610 mm, width 190 mm, depth 252 mm




Art. No. **2422281**  
Plastic labels  
(optional)

Stackable carrying rack for up to 10 optical working trays

Art. No. **A 4-4 Color-Tray** (s. illustration above)

Outside dimensions Height of frame 610 mm, width 190 mm, depth 252 mm



Art. No. **A 4-70 E** with compartments

Dimensions 260 x 165 x 70

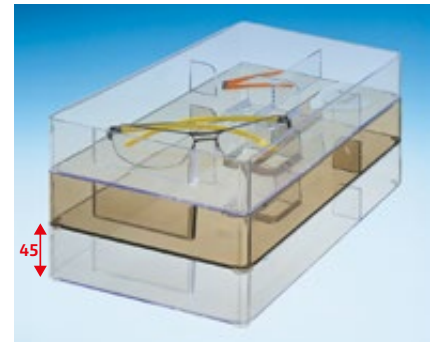

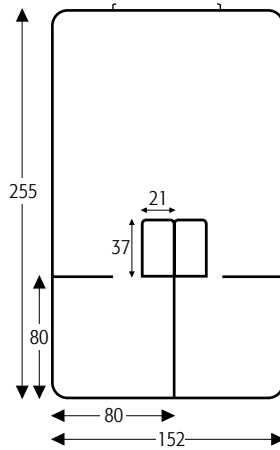
Colours transparent



Art. No. **A 4-70 N** without compartments

Dimensions 260 x 165 x 70


Colours transparent



Art. No. **A 4-4 E** with compartments

Dimensions 260 x 165 x 45

Colours transparent



Art. No. **A 4-4 N** without compartments

Dimensions 260 x 165 x 45

Colours transparent

Dimensions subject to errors and corrections!



- PLASTIC DRAWER CABINETS
- STANDARD INSERTS vacuum-formed
- DRAWER ROLLBOYS
- SELECTIVE CUPS FOR DRAWERS



Drawer cabinets on [Licefa.de](http://Licefa.de)



## DRAWER CABINETS

## NEON PLASTIC DRAWER CABINETS

Please order inserts and identification labels separately (see page 78)



Art. No. **8162030**  
 Dimensions 340 x 250 x 40  
 Colours ●



Art. No. **8162031**  
 Dimensions 340 x 250 x 40  
 Colours ●



Art. No. **8162032**  
 Dimensions 340 x 250 x 40  
 Colours ●



Art. No. **8900060**  
 Dimensions 2 drawers  
 Colours ●



Art. No. **8900061**  
 Dimensions 2 drawers  
 Colours ●



Art. No. **8900062**  
 Dimensions 2 drawers  
 Colours ●



Art. No. **8900063**  
 Dimensions 6 drawers  
 Colours ●



Art. No. **8900064**  
 Dimensions 6 drawers  
 Colours ●



Art. No. **8900065**  
 Dimensions 6 drawers  
 Colours ●



Art. No. **Roll-Container NEON YELLOW/GREEN** ●  
**8900106** 8 drawers  
**8900110** 12 drawers



Art. No. **Roll-Container NEON-RED** ●  
**8900107** 8 drawers  
**8900111** 12 drawers



Art. No. **Roll-Container NEON-BLUE** ●  
**8900108** 8 drawers  
**8900112** 12 drawers



## CLEAR PLASTIC DRAWER CABINETS

Art. No. **8162033**

Dimensions 340 x 250 x 40

Colours Art. No. **8900066**

Dimensions 2 drawers

Colours Art. No. **8900067**

Dimensions 6 drawers

Colours Art. No. **Roll-Container CRYSTAL CLEAR** **8900109** 8 drawers**8900113** 12 drawers

## ROLL CONTAINER

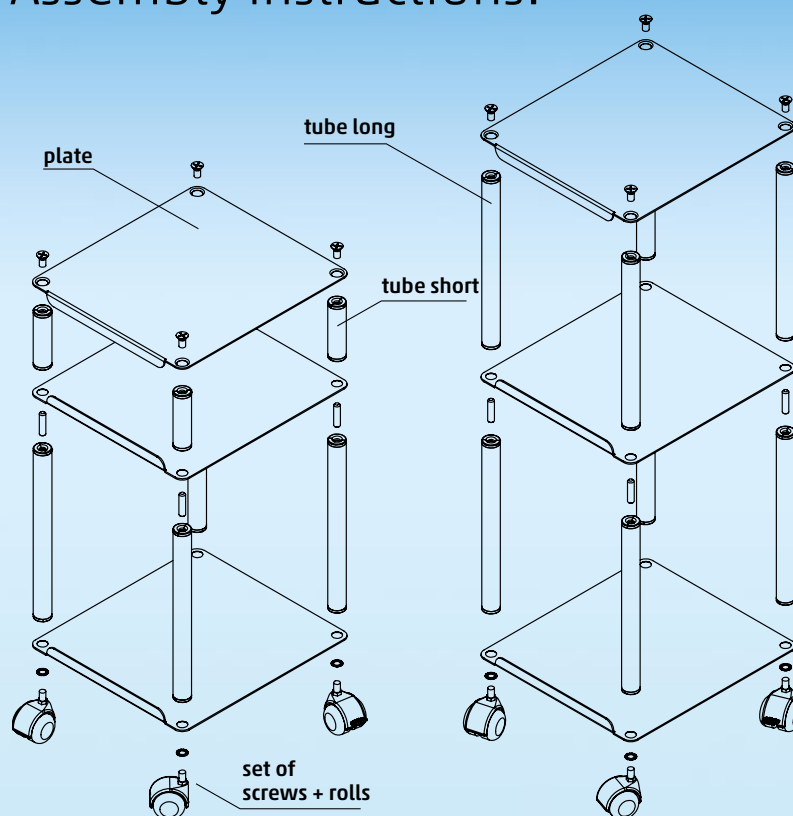
variable in height

with 12 drawers  
A1-2 (340 x 250 x 40 mm)  
for each roll container  
(colours see page 72)

Please order inserts and  
identification labels  
separately (see page 78)



## Assembly instructions:

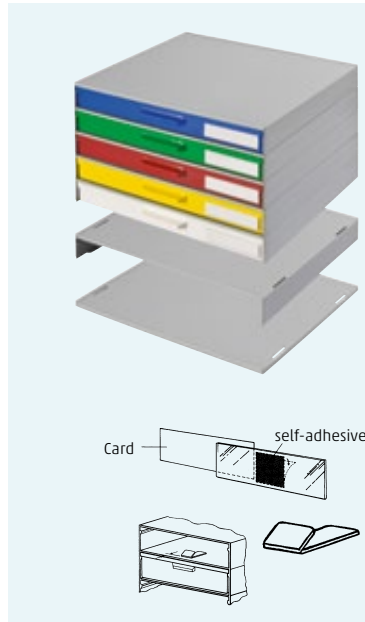


Usable inside dimensions in mm.

Dimensions subject to errors and corrections!

# DRAWER CABINETS


## PLASTIC DRAWER CABINETS, PLUG-IN SYSTEM TYPE OF CABINET AFS 236/20




Art. No.	Description	Colour
8169001	Top mounting frame for AFS 236 (without plug in apertures)	○ grey
8169002	Mounting frame for AFS 236/20 275 x 250 x 30 outside (with plug in apertures)	○ grey
8169000	Base plate for AFS 236 275 x 250 x 8 outside (1 x per cabinet)	○ grey
8162000	Drawer for AFS 236/20	○ white
8162002	Drawer for AFS 236/20	● yellow
8162003	Drawer for AFS 236/20	● red
8162004	Drawer for AFS 236/20	● green
8162005	Drawer for AFS 236/20 261 x 236 x 20 internal	● blue
<b>Additional options</b>		
8169003	Identification label for AFS 236 and 340 70x14, with exchangeable cards	transparent
8169013	Stopper for AFS 236 and 340	○ grey

**Instructions for self-assembly**


- 1.)
- 2.)
- 3.)



Art. No. **8900007**  
without inserts with labels  
Colours see illustration



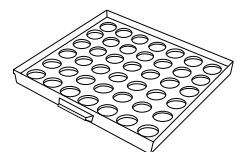
Art. No. **8900159\*** Drawer box  
without inserts without labels  
Colours Drawers ○ ● ● ● ●  
Inside dimensions 261 x 236 x 20  
Note Plug-in system, variable height, disassembly possible



Art. No. **2422412** Lid  
(not if used as drawer)

### VACUUM-FORMED STANDARD DRAWER INSERTS Polystyrene white Dimensions: 340 x 250 x 17 mm

Model	Dimensions (mm)
TE 4 W	60 x 59 x 59 x 30 x 130
TE 5 W	58 x 58 x 58 x 58
TE 6 W	172 x 50
TE 16 AW	120 x 120
TE 16 W	61 x 61 x 61 x 61
TE 18 W	82 x 36
TE 24 W	40 x 65
TE 36 W	60 x 36
TE 42 W	34 x 36
TE 56 W	29 x 30



**T 2-5** Insert for boxes  
27 mm Ø, for 42 boxes  
**2426057**

see chapter 8 on page 90

## DRAWER CABINETS

**PLASTIC DRAWER-CABINETS** Identification labels incl., please order inserts separately (see pages 76, 78, 80).

The drawers are delivered in colours as shown in the pictures.



Art. No.	8900001	8900002	8900003
Dimensions	340 x 250 x 22 (dimensions see page 76)	340 x 250 x 40 (dimensions see page 78)	340 x 250 x 62 (dimensions see page 80)
Note	The Licefa cabinet family can be combined in any way.		



Licefa drawer cabinets in drawer box for field service men and fitters (see pages 76, 78, 80)

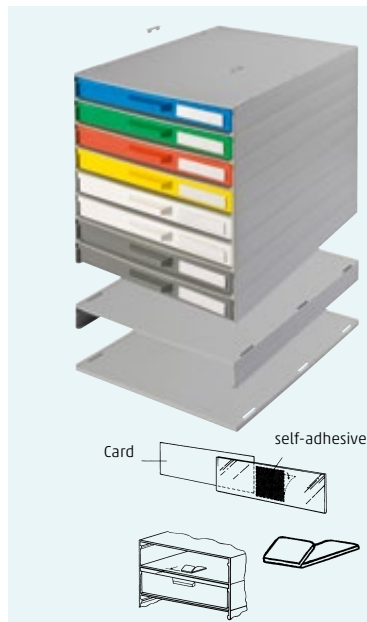
Licefa drawer cabinets with support frame made from metal



**Rollboys**

Art. No.	8900004	8900005	8900006
Identification labels incl., please order inserts separately (see pages 76, 78, 80)			

### PLASTIC DRAWER-CABINETS, PLUG-IN SYSTEM TYPE OF CABINET AFS 340/22



Art. No.	Description	Colour
8169011	Mounting frame for AFS 340/22 355 x 267 x 33 mm outside (with plug in apertures)	○ grey
8169010	Base plate for AFS 340 355 x 267 x 8 outside (1 x per cabinet)	○ grey
8169012	End plugs for top frame only AFS 340 1 set = 6 pieces	○ grey
8162007	Drawer for AFS 340/22	○ white
8162008	Drawer for AFS 340/22	● yellow
8162009	Drawer for AFS 340/22	● red
8162010	Drawer for AFS 340/22	● green
8162011	Drawer for AFS 340/22	● blue
8162012	Drawer for AFS 340/22 340 x 250 x 22 internal	● grey

#### Additional options


8169003	Identification label AFS 236 und 340 70x14, with exchangeable cards	transparent
8169013	Stopper for AFS 236 und 340	○ grey

#### Instructions for self-assembly

- 1.)
- 2.)
- 3.)
- 4.) Turn round cabinet and put onto base plate
- 5.)

Each of the locking pins must snap in clearly audible. Disassembly in reverse order of assembly.


### VACUUM-FORMED STANDARD DRAWER INSERTS Polystyrene white Dimensions: 340 x 250 x 17 mm




TE 8-4




TE 14-4




TE 16-4




TE 25-4




TE 30-4  
Compartments rounded at the bottom



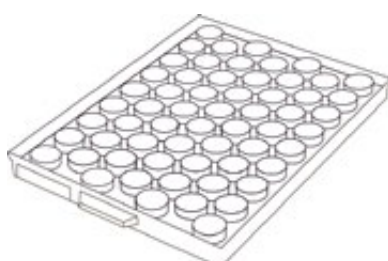
TE 42-4



TE 45-4



TE 81-4



Insert **TE 60-4**  
for 60 round boxes  
**V 1-12** 27 Ø x 13 mm



## DRAWER CABINETS

**DRAWER CABINET AFS 340/22** flat drawer (format A4, height 40 mm inside) Identification labels incl., please order inserts separately (see page 76)  
The drawers are delivered in colours as shown in the pictures

Art. No. **8900010****8900011****8900012****8900013****8900014****8900015**

Portable cabinet with chromium-plated frame

Art. No. **8900129**

Overall dimensions 355 x 300 x 370



Drawer box black (wood)

Art. No. **8900130**

Overall dimensions 324 x 287 x 395



Drawer box silver (aluminum)

Art. No. **8900131**

Overall dimensions 324 x 287 x 395

## DRAWERS ROLLBOYS

Identification labels incl., please order inserts separately (see pages 76)

Art. No. **8900031**

with 36 drawers

with pad 585 x 365

(see inside dimensions drawers  
page 94)

Overall dimensions 318 x 365 x 806

Art. No. **8900004**

with 18 drawers

Overall dimensions 318 x 365 x 806

Note Inserts and identification labels to be  
ordered separatelyArt. No. **8900028**

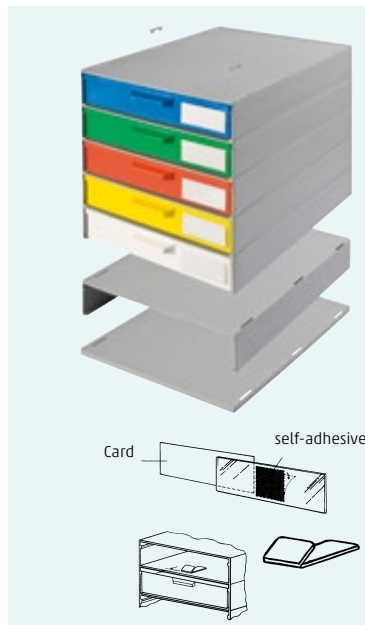
with 36 drawers

Overall dimensions 585 x 365 x 806

Note Inserts and identification labels to be  
ordered separately

## DRAWER CABINETS

### PLASTIC DRAWER CABINETS, PLUG-IN SYSTEM TYPE OF CABINET AFS 340/40



Art. No.	Description	Colour
8169014	Mounting frame for AFS 340/40 355 x 267 x 50 mm outside, (with plug in apertures)	○ grey
8169010	Base plate for AFS 340 355 x 267 x 8 mm outside (1 x per cabinet)	○ grey
8169012	End plugs for top frame only AFS 340 1 set = 6 pieces	○ grey
8162019	Drawer for AFS 340/40	○ white
8162020	Drawer for AFS 340/40	● yellow
8162021	Drawer for AFS 340/40	● red
8162022	Drawer for AFS 340/40	● green
8162023	Drawer for AFS 340/40	● blue
8162024	Drawer for AFS 340/40 340 x 250 x 40 mm internal	● grey

#### Additional options

8169004	Identification label for AFS 340 70x25, with exchangeable cards	transparent
8169013	Stopper for AFS 236 and 340	○ grey

#### Instructions for self-assembly


- 1.)
- 2.)
- 3.)
- 4.) Turn round cabinet and put onto base plate
- 5.)

Each of the locking pins must snap in clearly audible. Disassembly in reverse order of assembly.

### VACUUM-FORMED STANDARD DRAWER INSERTS Polystyrene white Dimensions: 340 x 250 x 38 mm




TE 3 S



TE 6 S




TE 9 S




TE 12 S




TE 16 S




TE 22 AS



TE 22 S  
Compartments rounded at the bottom



TE 25 S



TE 30 S  
Compartments rounded at the bottom

## DRAWER CABINETS

DRAWER CABINET AFS 340/40 middle high drawer (format A4, height 40 mm inside)

Identification labels incl., please order inserts separately (see page 78)  
The drawers are delivered in colours as shown in the picturesArt. No. **8900016**Art. No. **8900017**Art. No. **8900018**Art. No. **8900019**Art. No. **8900020**Art. No. **8900021**

Portable cabinet with chromium-plated frame

Art. No. **8900132**

Overall dimensions 370 x 300 x 355



Drawer box black (wood)

Art. No. **8900133**

Overall dimensions 370 x 280 x 360



Drawer box silver (aluminium)

Art. No. **8900134**

Overall dimensions 370 x 280 x 360

## DRAWER ROLLBOYS

Identification labels incl., please order inserts separately (see page 78)

Art. No. **8900032** with 24 drawers  
with pad 585 x 365

Overall dimensions 585 x 365 x 806

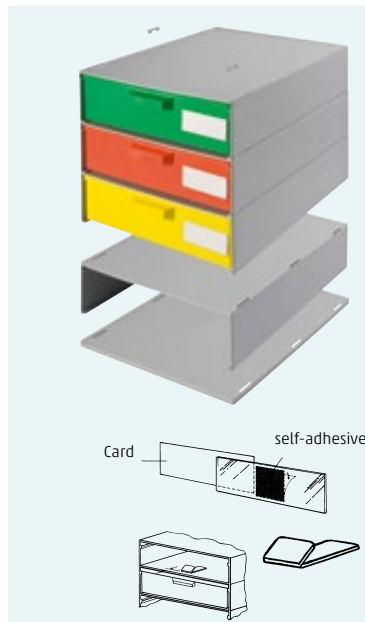
(see page 94)

Art. No. **8900005**  
with 12 drawers

Overall dimensions 318 x 365 x 806

Art. No. **8900029**  
with 24 drawers

Overall dimensions 585 x 365 x 806

**PLASTIC DRAWER CABINETS, PLUG-IN SYSTEM**  
**TYPE OF CABINET AFS 340/62**
**INDIVIDUAL COMPONENTS**


Art. No.	Description	Colour
8169015	Mounting frame for AFS 340/62 355 x 267 x 75 mm outside (with plug in apertures)	○ grey
8169010	Base plate for AFS 340 355 x 267 x 8 outside (1 x per cabinet)	○ grey
8169012	End plugs for top frame only AFS 340 1 set = 6 pieces	○ grey
8162034	Drawer for AFS 340/62	○ white
8162035	Drawer for AFS 340/62	● yellow
8162036	Drawer for AFS 340/62	● red
8162037	Drawer for AFS 340/62	● green
8162038	Drawer for AFS 340/62	● blue
8162039	Drawer for AFS 340/62 340 x 250 x 62 mm internal	● grey

**Additional options**

8169004	Identification label for AFS 340 70x25, with exchangeable cards	transparent
8169013	Stopper for AFS 236 and 340	○ grey






**Instructions for self-assembly**

- 1.)
- 2.)
- 3.)
- 4.) Turn round cabinet and put onto base plate
- 5.) Turn round cabinet and put onto base plate

Each of the locking pins must snap in clearly audible. Disassembly in reverse order of assembly.

**VACUUM-FORMED STANDARD DRAWER INSERTS** Polystyrene white

Dimensions: 340 x 250 x 53 mm


**TE 4-60**

**TE 6-60**

**TE 9-60**

**TE 12 K**

**TE 24 K**
**Inserts with round cavities:**

- T 2-8 K**  
88 cavities  
23 Ø x 17 mm
- T 2-15 K**  
63 cavities  
26 Ø x 20 mm





## DRAWER CABINETS

DRAWER CABINET AFS 340/62 high drawer (format A4, height 62 mm inside)

Identification labels incl., please order inserts separately (see page 80)  
The drawers are delivered in colours as shown in the picturesArt. No. **8900022****8900023****8900024****8900025****8900026****8900027**Portable cabinet with chromium-plated  
frameArt. No. **8900135**

Overall dimensions 370 x 300 x 355



Drawer box black (wood)

Art. No. **8900136**

Overall dimensions 370 x 280 x 360



Drawer box silver (aluminium)

Art. No. **8900137**

Overall dimensions 370 x 280 x 360

## DRAWER ROLLBOYS

Identification labels incl., please order inserts separately (see page 80)

Art. No. **8900033**

with 16 drawers

with pad 585 x 365

Overall dimensions 585 x 365 x 806

(see page 94)

Art. No. **8900006**

with 8 drawers

Overall dimensions 318 x 365 x 806


Art. No. **8900030**

with 16 drawers

Overall dimensions 585 x 365 x 806

## DRAWER CABINETS

**SELECTIVE CUPS** conductive type Liastat \*) black, standard type grey and white



Art. No. **8900122**

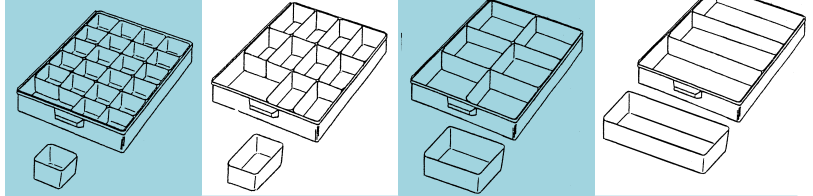
s. page 78

2 drawers with 24 inserts each **2425703**

2 drawers with 12 inserts each **2425692**


2 drawers with 6 inserts each **2425715**

Inserts	24	12	6	3
grey	<b>2425703</b>	<b>2425692</b>	<b>2425715</b>	
white	<b>2425698</b>	<b>2425691</b>	<b>2425714</b>	<b>2443072</b>
<b>EGB</b>	<b>2425704</b>	<b>2425693</b>	<b>2425716</b>	<b>2443071</b>
outside	62 x 56 x 33	112 x 62 x 33	124 x 112 x 33	248 x 112 x 33
inside	59 x 53 x 31	109 x 59 x 31	121 x 109 x 31	242 x 109 x 31



Special size **V 6-28/2**; 110 x 42 x 35 outside 18 pcs per box

Drawers **A 1-2/16-6-10** with lid, **A 1-2/4-6-10** as flat box or with inserts as assortment box



Art. No. **8900123**

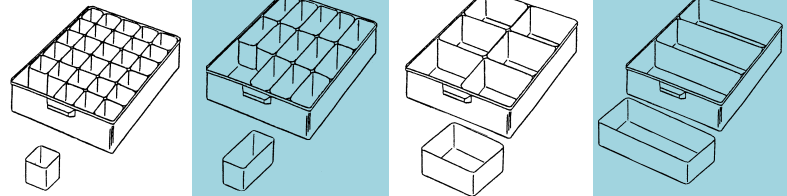
s. page 80

1 drawer with 30 inserts each **2425707**

1 drawer with 15 inserts each **2425696**


1 drawer with 6 inserts each **2425717**

Inserts	30	15	6	3
white	<b>2425707</b>	<b>2425696</b>	<b>2425717</b>	<b>2443739</b>
<b>EGB</b>	<b>2425708</b>	<b>2425697</b>	<b>2425718</b>	<b>2443738</b>
outside	56 x 50 x 54	113 x 50 x 54	125 x 113 x 54	250 x 113 x 54
inside	53 x 47 x 52	109 x 47 x 52	121 x 109 x 52	242 x 109 x 52



### COVER PLATES / LIDS FOR DRAWERS


Note: For A1-2 / Plate 1 or 2 can be inserted into the drawer frame!



**A 1-2/4-7-1** Lid

**A 1-2 Platte 2** Cover plate (grip hole)

### EMPTY CASINGS | TRANSPORT AIDS FOR SUPERSTRUCTURES



Metal frame

Art. No. **2422513**


Overall dimensions 366 x 298 x 396



Drawer case black empty (wood)

Art. No. **2425733**

Overall dimensions 325 x 280 x 382



Drawer case silver empty (aluminium)

Art. No. **2447001**

Overall dimensions 324 x 287 x 395

### EMPTY ROLLBOYS



▶ Rollboy Single

Art. No. **8169080**

Outside dimensions 318 x 365 x 806

Rollboy Double ◀

Art. No. **8169082**

Outside dimensions 585 x 365 x 806






Conductive boxes on Licefa.de




Film ESD boxes



Also known as "mouse's loo!"



  
conductive material



**TERMS AND STANDARDS**

ESD. is the electrostatic discharge as potential equalization between loaded bodies by direct contact or flashover.

Standards  
DIN EN 61340-5-1. Electrostatics – Part 5:1: Protection of electronic components against electrostatic phenomenons – general requirements.








Conductive materials. If the surface resistivity is larger  $10^2$  Ohm and smaller  $10^5$  Ohm (according to DIN EN 61340-5-1).



Dissipative materials. If the surface resistivity is larger  $10^5$  Ohm and smaller  $10^{11}$  (according to DIN EN 61340-5-1).

SMD boxes – non-conductive

		Art. No.	Bottom part	Lid	Inside dimensions	Characteristics
<b>N 1</b>		8150000	○	transparent	16 x 12 x 15	non-conductive
		8150001	●	transparent	16 x 12 x 15	non-conductive
		8150002	●	transparent	16 x 12 x 15	non-conductive
		8150003	●	transparent	16 x 12 x 15	non-conductive
		8150004	●	transparent	16 x 12 x 15	non-conductive
		8150005	○	○	16 x 12 x 15	non-conductive
		8150006	●	●	16 x 12 x 15	non-conductive
		8150007	●	●	16 x 12 x 15	non-conductive
		8150008	●	●	16 x 12 x 15	non-conductive
<b>N 2</b>		8150010	○	transparent	37 x 12 x 15	non-conductive
		8150011	●	transparent	37 x 12 x 15	non-conductive
		8150012	●	transparent	37 x 12 x 15	non-conductive
		8150013	●	transparent	37 x 12 x 15	non-conductive
		8150014	●	transparent	37 x 12 x 15	non-conductive
		8150015	○	○	37 x 12 x 15	non-conductive
		8150016	●	●	37 x 12 x 15	non-conductive
		8150017	●	●	37 x 12 x 15	non-conductive
		8150018	●	●	37 x 12 x 15	non-conductive
<b>N 3</b>		8150020	○	transparent	41 x 37 x 15	non-conductive
		8150021	●	transparent	41 x 37 x 15	non-conductive
		8150022	●	transparent	41 x 37 x 15	non-conductive
		8150023	●	transparent	41 x 37 x 15	non-conductive
		8150024	●	transparent	41 x 37 x 15	non-conductive
		8150025	○	○	41 x 37 x 15	non-conductive
		8150026	●	●	41 x 37 x 15	non-conductive
		8150027	●	●	41 x 37 x 15	non-conductive
		8150028	●	●	41 x 37 x 15	non-conductive
<b>N 4</b>		8150030	○	transparent	68 x 57 x 15	non-conductive
		8150031	●	transparent	68 x 57 x 15	non-conductive
		8150032	●	transparent	68 x 57 x 15	non-conductive
		8150033	●	transparent	68 x 57 x 15	non-conductive
		8150034	●	transparent	68 x 57 x 15	non-conductive
		8150035	○	○	68 x 57 x 15	non-conductive
		8150036	●	●	68 x 57 x 15	non-conductive
		8150037	●	●	68 x 57 x 15	non-conductive
		8150038	●	●	68 x 57 x 15	non-conductive
<b>N 5</b>		8150040	○	transparent	180 x 68 x 15	non-conductive
		8150041	●	transparent	180 x 68 x 15	non-conductive
		8150042	●	transparent	180 x 68 x 15	non-conductive
		8150043	●	transparent	180 x 68 x 15	non-conductive
		8150044	●	transparent	180 x 68 x 15	non-conductive
		8150045	○	○	180 x 68 x 15	non-conductive
		8150046	●	●	180 x 68 x 15	non-conductive
		8150047	●	●	180 x 68 x 15	non-conductive
		8150048	●	●	180 x 68 x 15	non-conductive
8150049	●	●	180 x 68 x 15	non-conductive		





# CONDUCTIVE BOXES + SMD BOXES

## SMD boxes – conductive – dissipative

		Art. No.	Bottom part	Lid	Inside dimensions	Characteristics		
<b>N 1</b>		8150050	●	●	16 x 12 x 15			
		8150051	●	transparent*	16 x 12 x 15			
		8150058	●	●	16 x 12 x 15			
		8150059	●	●	16 x 12 x 15			
		8150055	●	transparent*	16 x 12 x 15			
		8150056	●	transparent*	16 x 12 x 15			
		8150057	●	transparent*	16 x 12 x 15			
		8150052	●	●	16 x 12 x 15			
		8150053	●	●	16 x 12 x 15			
8150054	●	●	16 x 12 x 15					
<b>N 1</b> half height	a) Conductive slab foam N1 5mm							
<b>N 2</b>		8150060	●	transparent*	37 x 12 x 15			
		8150061	●		37 x 12 x 15			
		8150068	●	●	37 x 12 x 15			
		8150069	●	●	37 x 12 x 15			
		8150065	●	transparent*	37 x 12 x 15			
		8150066	●	transparent*	37 x 12 x 15			
		8150067	●	transparent*	37 x 12 x 15			
		8150062	●	●	37 x 12 x 15			
		8150063	●	●	37 x 12 x 15			
8150064	●	●	37 x 12 x 15					
half height	a) Conductive slab foam N2 5mm							
<b>N 3</b>		8150070	●	●	41 x 37 x 15			
		8150071	●	transparent*	41 x 37 x 15			
		8150078	●	●	41 x 37 x 15			
		8150079	●	●	41 x 37 x 15			
		8150075	●	transparent*	41 x 37 x 15			
		8150076	●	transparent*	41 x 37 x 15			
		8150077	●	transparent*	41 x 37 x 15			
		8150072	●	●	41 x 37 x 15			
		8150073	●	●	41 x 37 x 15			
		8150074	●	●	41 x 37 x 15			
		<b>N 4</b>		8150080	●	●	68 x 57 x 15	
				8150081	●	transparent*	68 x 57 x 15	
				8150088	●	●	68 x 57 x 15	
8150089	●			●	68 x 57 x 15			
8150085	●			transparent*	68 x 57 x 15			
8150086	●			transparent*	68 x 57 x 15			
8150087	●			transparent*	68 x 57 x 15			
8150082	●			●	68 x 57 x 15			
8150083	●	●	68 x 57 x 15					
8150084	●	●	68 x 57 x 15					


Usable inside dimensions in mm.

\*transparent = smoke-crystal clear with vapour-deposited conductive layer as surface  
Dimensions subject to errors and corrections!




SMD CABINETS WITH CHIP CONTAINERS


N 1



Art. No. **8900056**  
 Drawer in yellow DISS with vacuum-formed insert, black ESD and 81 SMD boxes N1 yellow DISS with black ESD lids

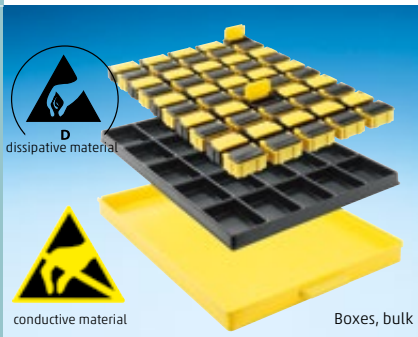


Art. No. **8900052**  
 Drawer in black ESD with 144 SMD boxes N1 as block yellow DISS with black ESD lids

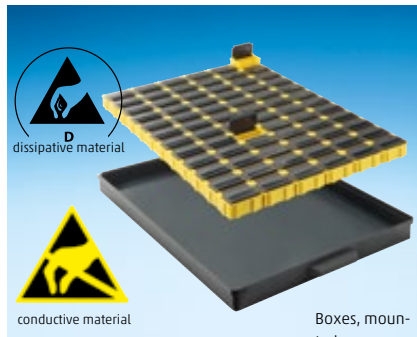


Art. No. SMD cabinet **8900034**  
 fitting exactly into **A 1-4/16-6-10**  
 Inside Dimensions 340 x 250 x 22

N 2



Art. No. **8900057**  
 Drawer in yellow DISS with vacuum-formed insert, black ESD and 25 SMD boxes N2 yellow DISS with black ESD lids and 25 SMD boxes N2 black ESD with yellow DISS lids




Art. No. **8900053**  
 Drawer black ESD with 72 SMD boxes N2 as a block yellow DISS with black ESD lids

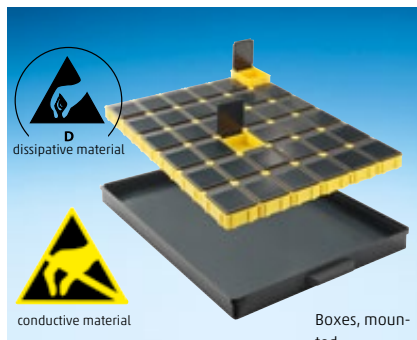


Art. No. SMD cabinet **8900035**  
 Cabinet with 3 drawers incl. 3 x 72 = 216 pcs


N 3



Art. No. **8900058**  
 Drawer yellow DISS with vacuum-formed insert, black ESD and 25 SMD boxes N3 yellow DISS with black ESD lids

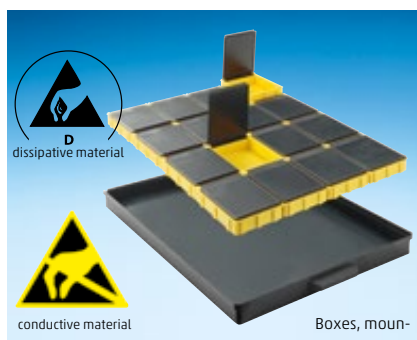



Art. No. **8900054**  
 Drawer black ESD with 36 SMD boxes N3 as a block yellow DISS with black ESD lids




Art. No. SMD cabinet **8900036**  
 Cabinet with 3 drawers incl. 3 x 36 = 108 pcs


N 4



Art. No. **8900055**  
 Drawer black ESD with 16 SMD boxes N4 as a block yellow DISS with black ESD lids



Art. No. SMD cabinet **8900037**  
 Cabinet with 3 drawers incl. 3 x 16 = 48 pcs



Also known as „mouse's loo“!

Dimensions subject to errors and corrections!



# CONDUCTIVE BOXES + SMD BOXES




Art. No. SMD cabinet **8900038**  
Cabinet with 3 drawers incl.  
3 x 144 = 432 pcs



Art. No. SMD cabinet **8900042**  
Cabinet with 3 drawers incl.  
3 x 144 = 432 pcs

## MIXED-SMD-CABINETS



Art. No. SMD cabinet **8900046**  
Cabinet with 4 drawers various SMD  
collapsible boxes per drawer




Art. No. SMD cabinet **8900039**  
Cabinet with 3 drawers incl.  
3 x 72 = 216 pcs




Art. No. SMD cabinet **8900043**  
Cabinet with 3 drawers incl.  
3 x 72 = 216 pcs



Art. No. SMD cabinet **8900047**  
Cabinet with 4 drawers various SMD  
collapsible boxes per drawer




Art. No. SMD cabinet **8900040**  
Cabinet with 3 drawers incl.  
3 x 36 = 108 pcs




Art. No. SMD cabinet **8900044**  
Cabinet with 3 drawers incl.  
3 x 36 = 108 pcs



Art. No. SMD cabinet **8900048**  
Cabinet with 4 drawers various SMD  
collapsible boxes per drawer



Art. No. SMD cabinet **8900041**  
Cabinet with 3 drawers incl.  
3 x 16 = 48 pcs



Art. No. SMD cabinet **8900045**  
Cabinet with 3 drawers incl.  
3 x 16 = 48 pcs



Art. No. assortment box conductive **8120364**  
(see page 99) to fill with SMD-boxes on request



## SMD SPOOL RACK



Art. No. **V 11-4** (not conductive)  
with 25 variable partitions and  
continuous identification rail  
(for spools up to  $\varnothing$  250)

Basic dimensions 450 x 240

Colours



Art. No. **V 11-4-6-10** (conductive)  
with 25 variable partitions and  
continuous identification rail  
(for spools up to  $\varnothing$  250)

Basic dimensions 450 x 240


Colours



Art. No. **V 11-8-6-10** (conductive)  
Spool stands for horizontal storage of  
SMD spools up to  $\varnothing$  180  
(First in / First out)

Outside dimensions 186 x 173 x 210

Inside dimensions 182 x 169 x 190



Art. No. **V 11-7**  
with 25 variable partitions and  
continuous identification rail  
(for spools up to  $\varnothing$  330)

Basic dimensions 455 x 315

Colours



Art. No. **V 11-7-6-10** (conductive)  
with 25 variable partitions and  
continuous identification rail  
(for spools up to  $\varnothing$  330)

Basic dimensions 455 x 315


Colours



Art. No. **V 11-9-6-10** (conductive)  
Spool stands for horizontal storage of  
SMD spools up to  $\varnothing$  330  
(First in / First out)

Outside dimensions 339 x 319 x 210

Inside dimensions 335 x 315 x 190



Art. No. **V 11-14**  
with 10 variable partitions and  
continuous identification rail  
(for spools up to  $\varnothing$  380)

Basic dimensions 455 x 360

Colours



Art. No. **V 11-14-6-10** (conductive)  
with 10 variable partitions and  
continuous identification rail  
(for spools up to  $\varnothing$  380)

Basic dimensions 455 x 360

Colours



Art. No. **V 11-15-6-10** (conductive)  
Spool stands for horizontal storage of  
SMD spools up to  $\varnothing$  380  
(First in / First out)


Outside dimensions 380 x 370 x 250

Inside dimensions 375 x 365 x 230



## SMD CABINETS WITH ROUND BOXES FOR CHIPS

The drawers are delivered in colours as shown in the picture



Art. No. SMD cabinet **8900103**  
**A1-1 SMD green** + 252 green boxes




Art. No. SMD cabinet **8900104**  
**A1-1 SMD red** + 252 red boxes




Art. No. SMD cabinet **8900102**  
**A1-1 SMD blue** + 252 blue boxes



Art. No. SMD cabinet **8900105 ESD** 6-fold cabinets with inserts  
 and 252 round boxes **V 1-12-6-10**, 27 Ø x 13 upon request  
**V 1-12**, crystal clear including conductive layer



Art. No. SMD cabinet **8900100**  
**A1-1 SMD white** + 252 white boxes



Art. No. SMD cabinet **8900101**  
**A1-1 SMD yellow** + 252 yellow boxes




PLASTIC DRAWER CABINETS, PLUG-IN SYSTEM  
TYPE OF CABINET AFS 236/20



Article description	Art. No.	Instructions for self-assembly
<b>Drawer</b> 261 x 236 x 20 inside	<b>8162044</b>	1.)
<b>Mounting frame</b> 275 x 250 x 30 outside (with plug-in apertures)	<b>8169075</b>	
<b>Base plate</b> 275 x 250 x 8 outside (1 x per cabinet)	<b>8169076</b>	
<b>End plugs</b>	<b>8169077</b>	2.)
Additional options		3.)
<b>Identification label</b> self-adhesive, 70 x 14 with exchangeable cards	<b>8169003</b>	
<b>Stopper</b>	<b>8169040</b>	



Art. No. **8900115**  
 Drawer 261 x 238 x 20 (inside)  
 Characteristics: conductive  
 Note: Please order identification labels and inserts separately  
 (see below)



Art. No. **8900105**  
 Drawer 261 x 238 x 20 (inside)  
 Characteristics: conductive  
 Note: identification labels incl.  
 Please order inserts separately  
 (see below)



Art. No. **8162044** bottom part  
 Art. No. + **2422413** lid  
 Art. No. + **TE ... W-6-10** insert  
 see below as assortment case  
 Inside dimensions: 261 x 238 x 20  
 Characteristics: conductive

VACUM FORMED STANDARD DRAWER INSERTS Conductive version Liastat \*) black, inside dimension of compartments, inside depth 16 mm

TE 4 W-6-10      TE 5 W-6-10      TE 6 W-6-10      TE 16 AW-6-10      TE 16 W-6-10

TE 18 W-6-10      TE 24 W-6-10      TE 36 W-6-10      TE 42 W-6-10      TE 56 W-6-10



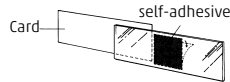

conductive material

# CONDUCTIVE BOXES + SMD BOXES

## PLASTIC DRAWER CABINETS, PLUG-IN SYSTEM TYPE OF CABINET AFS 340/22



conductive material

Article description	Art. No.	Instructions for self-assembly
<b>Drawer</b> 340 x 250 x 22 inside	<b>8162015</b> ●	
<b>Mounting frame</b> 355 x 267 x 33 outside (with plug-in apertures)	<b>8169037</b> ●	
<b>Base plate</b> 355 x 267 x 8 outside (1 x per cabinet)	<b>8169038</b> ●	
<b>End plugs</b> 1 set = 6 pcs.	<b>8169039</b> ●	
<b>Additional options</b>		
<b>Identification label</b> self-adhesive, 70 x 14 with exchangeable cards	<b>8169003</b>	
<b>Stopper</b>	<b>8169040</b>	



conductive material

Art. No.	<b>8900116</b>
Drawer	340 x 250 x 22 (inside)
Characteristics:	conductive
Note:	identification labels incl.
Please order inserts separately	(see below)



conductive material

Art. No.	<b>8900117</b>
Drawer	340 x 250 x 22 (inside)
Characteristics:	conductive
Note:	identification labels incl.
Please order inserts separately	(see below)




conductive material


Art. No.	<b>8162015</b> bottom part
Art. No.	+ <b>2422553</b> lid
Inserts:	see below
See below as assortment cases	
Inside dimensions:	340 x 250 x 22
Characteristics:	conductive

## VACUM FORMED STANDARD DRAWER INSERTS Inside dimensions of compartments, conductive type Liastat \*) black


conductive material




**TE 8-4-6-10**




**TE 12-4-6-10**




**TE 14-4-6-10**




**TE 16-4-6-10**




**TE 25-4-6-10**




**TE 30-4-6-10\***




**TE 42-4-6-10**



**TE 45-4-6-10**



**TE 81-4-6-10**



**Insert 2426248  
for 60 round boxes  
8110226**

Usable inside dimensions in mm. \* Material Liastat = conductive/antistatic material, black. Surface resistance according to fabrication criteria 10<sup>3</sup>-10<sup>8</sup> Ohm.

Dimensions subject to errors and corrections!





PLASTIC DRAWER CABINETS, PLUG-IN SYSTEM  
TYPE OF CABINET AFS 340/40



Article description	Art. No.	Instructions for self-assembly
<b>Drawer</b> 340 x 250 x 40 inside	<b>8162028</b> ●	
<b>Mounting frame</b> 355 x 267 x 50 outside (with plug-in apertures)	<b>8169078</b> ●	
<b>Base plate</b> 355 x 267 x 8 outside (1 x per cabinet)	<b>8169038</b> ●	
<b>End plugs</b> 1 set = 6 pcs.	<b>8169039</b> ●	
Additional options		
<b>Identification label</b> self-adhesive, 70 x 25 with exchangeable cards	<b>8169004</b>	  Each of the locking pins must snap in clearly audible. Disassembly in reverse order of assembly.
<b>Stopper</b>	<b>8169040</b>	



Art. No. **8900118**  
 Drawer 340 x 250 x 40 (inside)  
 Characteristics: conductive  
 Note: identification labels incl.  
 Please order inserts separately  
 (see below)



Art. No. **8900119**  
 Drawer 340 x 250 x 40 (inside)  
 Characteristics: conductive  
 Note: identification labels incl.  
 Please order inserts separately  
 (see below)



Art. No. **8900124**  
 Note For further information see p. 82  
 2 drawers: 6 x **2425716**  
 2 drawers: 12 x **2425693**  
 2 drawers: 24 x **2425704**

VACUM FORMED STANDARD DRAWER INSERTS Conductive version Liastat \*) black

Inside dimension of compartments, inside depth 32

<p><b>TE 3 S-6-10</b></p>	<p><b>TE 6 S-6-10</b></p>	<p><b>TE 9 S-6-10</b></p>	<p><b>TE 12 S-6-10</b></p>	<p><b>TE 16 S-6-10</b></p>
<p><b>TE 22 S-6-10</b> Compartments rounded at the bottom</p>	<p><b>TE 22 AS-6-10</b></p>	<p><b>TE 25 S-6-10</b></p>	<p><b>TE 30 S-6-10</b> Compartments rounded at the bottom</p>	





conductive material

# CONDUCTIVE BOXES + SMD BOXES

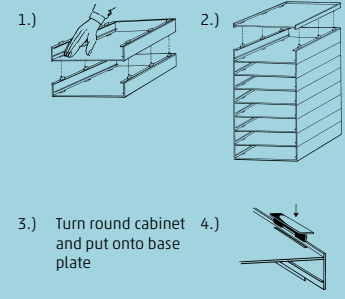
## PLASTIC DRAWER CABINETS, PLUG-IN SYSTEM TYPE OF CABINET AFS 340/62



conductive material

Article description	Art. No.	Instructions for self-assembly
<b>Drawer</b> 340 x 250 x 62 inside	<b>8162043</b> ●	
<b>Mounting frame</b> 355 x 267 x 75 outside (with plug-in apertures)	<b>8169079</b> ●	
<b>Base plate</b> 355 x 267 x 8 outside (1 x per cabinet)	<b>8169038</b> ●	
<b>End plugs</b> 1 set = 6 pcs.	<b>8169039</b> ●	
Additional options		
<b>Identification label</b> self-adhesive, 70 x 25 with exchangeable cards	<b>8169004</b>	 Each of the locking pins must snap in clearly audible. Disassembly in reverse order of assembly.
<b>Stopper</b>	<b>8169040</b>	

### Instructions for self-assembly



Each of the locking pins must snap in clearly audible. Disassembly in reverse order of assembly.



conductive material

Art. No.	<b>8900120</b>
Drawer	340 x 250 x 62 ( inside)
Characteristics:	conductive
Note:	identification labels incl.
Please order inserts separately	(see below)



conductive material

Art. No.	<b>8900121</b>
Drawer	340 x 250 x 62 (inside)
Characteristics:	conductive
Note:	identification labels incl.
Please order inserts separately	(see below)




conductive material

Art. No.	<b>8900125</b>
Note	For further information see p. 82
1 Drawer	30 x <b>2425708</b>
1 Drawer	15 x <b>2425697</b>
1 Drawer	6 x <b>2425718</b>
1 Drawer	3 x <b>2443738</b>


### VACUM FORMED STANDARD DRAWER INSERTS Conductive version Liastat \*) black, inside height 53 mm




conductive material



**TE 4-60-6-10**



**TE 6-60-6-10**



**TE 9-60-6-10**



**TE 12 K 6-10**



**TE 24 K 6-10**

Usable inside dimensions in mm. \* Material Liastat = conductive/antistatic material, black. Surface resistance according to fabrication criteria 10<sup>3</sup>-10<sup>8</sup> Ohm.

Dimensions subject to errors and corrections!

## EGB ROLLBOYS + EGB DRAWER CABINETS



Art. No. **8900049**  
with 18 drawers with pad  
(cf. inside dimensions drawers page 91)  
Outside dimensions 318 x 365 x 806  
Note Please order inserts separately,



Art. No. **8900050**  
with 12 drawers with pad  
(cf. inside dimensions drawers page 92)  
Outside dimensions 318 x 365 x 806  
Note Please order inserts separately,  
Additional products



Art. No. **8900051**  
with 8 drawers with pad  
(cf. inside dimensions drawers page 93)  
Outside dimensions 318 x 365 x 806  
Note Please order inserts separately,  
Additional products



ESD-Wheels



Art. No. **Spiral cable** extremely flexible  
2.4 m x 2 x 1 MOhm safety resistance  
Earth connection: 10 mm push-button



Art. No. **Wrist band** adjustable, flexible,  
interlaced, silver-plated synthetic fabrics,  
antiallergenic



Art. No. **8900031** with 36 drawers  
with pad 585 x 365  
(cf. inside dimensions drawers page 91)  
Outside dimensions 585 x 365 x 806  
Note Please order inserts separately



Art. No. **8900032** with 24 drawers  
with pad 585 x 365  
(cf. inside dimensions drawers page 92)  
Outside dimensions 585 x 365 x 806  
Note Please order inserts separately



Art. No. **8900033** with 16 drawers  
with pad 585 x 365  
(cf. inside dimensions drawers page 93)  
Outside dimensions 585 x 365 x 806  
Note Please order inserts separately



conductive material

# CONDUCTIVE BOXES + SMD BOXES

## CONDUCTIVE BOXES



conductive material

Art. No.	Handle	Colour	Outside dimensions	Inside dimensions
<b>Euro 1-6-10</b>	Holding edge	black	400 x 300 x 120	370 x 270 x 115
<b>Euro 2-6-10</b>	Holding edge	black	400 x 300 x 220	370 x 270 x 215
<b>Euro 3-6-10</b>	Holding edge	black	600 x 400 x 120	570 x 370 x 115
<b>Euro 4-6-10</b>	Holding edge	black	600 x 400 x 270	570 x 370 x 265
<b>D Euro 1-2-6-10</b>		Lid for <b>Euro 1</b> and <b>Euro 2</b>		
<b>D Euro 3-4-6-10</b>		Lid for <b>Euro 3</b> and <b>Euro 4</b>		


## CONDUCTIVE FOLDBOXES



conductive material

Art. No.	Outside dimensions	Inside dimensions
<b>FB 4322 ESD</b>	400 x 300 x 220	365 x 265 x 215
<b>FB 4327 ESD</b>	400 x 300 x 270	365 x 265 x 265
<b>FB 6422 ESD</b>	600 x 400 x 220	567 x 367 x 212
<b>FB 6427 ESD</b>	600 x 400 x 270	567 x 367 x 262
<b>DFD 43 ESD</b>	400 x 300	Lid ESD
<b>DFD 64 ESD</b>	600 x 400	Lid ESD

## INSERT TRAYS FOR EURO BOXES



conductive material

Insert tray for Euro boxes

Art. No.	<b>ET-1-6-10</b>
	<b>EK 1-2/LWB</b> (400 x 300) stackable,
Inside dimensions	310 x 250 x 20



conductive material

Insert tray for Euro boxes

Art. No.	<b>ET-3-6-10</b>
	<b>EK 3-4/LWB</b> stackable,
Inside dimensions	520 x 345 x 60



conductive material

Trays for small printed boards

Art. No.	<b>TL 1</b> for 16 printed boards 105 x 50
Dimensions	350 x 225 x 30
Art. No.	<b>TL 2</b> for 15 printed boards 100 x 40
Dimensions	350 x 250 x 30
Art. No.	<b>TL 3</b> for 45 printed boards 50 x 30
Dimensions	350 x 250 x 23



## SMD-BOXES



Art. No. **8900126**  
SMD packaging set with 32 cavities  
18 Ø x 12 with individual top cover  
(non-conductive)



Art. No. **8900128** (conductive) black  
for 6 pcs **V11-5** (without top cover)  
Art. No. **8900127**  
non conductive



Art. No. **2427874**  
V5-27 ESD: 77 x 55 x 12  
Inlays: 35 comp. (approx. 7 x 6 mm  
bottom)

## SMD-BOXES




Art. No. **8900163** Inside 214 x 150 x 26  
SMD-Set with 130 small boxes incl. foam inlay  
Art. No. **2449795** Single Box  
6 x 6 x 19  
(non conductive)



Art. No. **V11-3** Inside 153 x 106 x 25  
SMD-Set with 60 small boxes incl. foam inlay  
Art. No. **2449795** Single Box  
6 x 6 x 19  
(non conductive)

## PRINTED PROFILES



Art. No.: **LP 1** printed boards L-Profil  
Dimensions: 200 x 274 x 93  
Art. No.: **LP 2** printed boards L-Profil  
Dimensions: 350 x 263 x 125  
25 slots for printed boards transport/  
storage service workshop

VARIABLE CIRCUIT  
BOARD CUPBOARD

with flat, wide drawers  
(conductive)

Art. No. **A1-Z**  
**Vario ESD**

Inside dimensions 380 x 345 x 18

with 3 mm conductive foam


Notes: Please also refer to page 120,  
Accessory tooth cabinet





conductive material

# CONDUCTIVE BOXES + SMD BOXES



conductive material

ROUND BOXES

Art. No.	<b>V 1-12-6-6-10-10</b>	<b>V 1-11-6-6-10-10</b>	<b>V 2-101-6-6-10-10</b>	<b>V 2-102-6-6-10-10</b>
Inside dimensions	26 Ø x 13	26 Ø x 17,5	52 Ø x 40	52 Ø x 67



conductive material

SNAP LOCK


Art. No.	<b>V 20-200 ESD</b>	<b>V 20-201 ESD</b>	<b>V 20-202 ESD</b>	<b>V 20-203 ESD</b>	<b>V 20-204 ESD</b>	<b>V 20-205 ESD</b>
Inside dimensions	32 x 32 x 8	55 x 39 x 10	66 x 47 x 13	92 x 65 x 17	111 x 78 x 26	134 x 95 x 30



conductive material

RECTANGULAR BOXES

Art. No.	<b>V 3-4A-6-6-10-10*</b>	<b>V 3-12-6-6-10-10*</b>	<b>V 3-18-6-6-10-10*</b>	<b>V 3-40-6-6-10-10*</b>
Inside dimensions	27 x 27 x 12	50 x 30 x 16	57 x 36 x 17	80 x 50 x 27



conductive material

RECTANGULAR BOXES

Art. No.	<b>V 6-4-6-6-10-10</b>	<b>V 3-10-6-6-10-10</b>	<b>V 3-53-6-6-10-10</b>	<b>V 3-37-6-6-10-10</b>	<b>V 3-54-6-6-10-10</b>
Inside dimensions	6 comp. each 19 x 15 x 5	49,5 x 39,5 x 5	102 x 25 x 10	75 x 75 x 27	102 x 85 x 47



conductive material

Ar. No. Stackable boxes, Turned-up lid	
<b>V 3-16-6-6-10-10</b>	55 x 55 x 25/16 inside
<b>V 3-17-6-6-10-10</b>	55 x 55 x 35/26 inside
<b>V 3-59-6-6-10-10</b>	115 x 55 x 35/26 inside
<b>V 3-61-6-6-10-10</b>	115 x 115 x 55/46 inside

Ar. No. Stackable boxes, Hinged lid	
<b>V 8-1-6-6-10-10</b>	75 x 50 x 33 inside
<b>V 8-2-6-6-10-10</b>	75 x 50 x 45 inside
<b>V 8-5-6-6-10-10</b>	106 x 75 x 46 inside
<b>V 8-7-6-6-10-10</b>	156 x 106 x 46 inside

EGB foam inlay on request



conductive material

STACKABLE BOXES



conductive material

HINGED BOXES

Art. No.	<b>V 20-29-6-10</b>	<b>V 20-30-6-10</b>	<b>V 20-31-6-10</b>	<b>V 20-32-6-10</b>	<b>V 20-33-6-10</b>
Inside dimensions	130 x 80 x 14	130 x 80 x 30	130 x 80 x 50	178 x 133 x 78	221 x 121 x 55

ASSORTMENT CASES SERIES SOK 108 ESD VACUUM-FORMING INSERTS (black)



Art. No. **8120370**

Inside dimensions 185 x 108 x 10



Art. No. **8129012**

Inside dimensions 185 x 108 x 29

ASSORTMENT CASES SERIES SOK 166 ESD



Art. No. **8120364**

Inside dimensions 295 x 166 x 21



Art. No. **8120365**

Inside dimensions 295 x 166 x 39

conductive material

<p>← 59 →</p> <p><b>2448799</b> Comp.: 9</p>	<p>← 35 →</p> <p><b>2448800</b> Comp.: 15</p>	<p>← 28 →</p> <p><b>2448801</b> Comp.: 24</p>	
<p>← 93 →</p> <p><b>2448802</b> Comp.: 2</p>	<p>← 45 →</p> <p><b>2448803</b> Comp.: 12</p>	<p>← 20 →</p> <p><b>2448804</b> Comp.: 17</p>	<p>← 20 →</p> <p><b>2448805</b> Comp.: 20</p>
<p>← 47 →</p> <p><b>2448806</b> Comp.: 15</p>	<p>← 23 →</p> <p><b>2448807</b> Comp.: 35</p>	<p>← 20 →</p> <p><b>2448808</b> Comp.: 54</p>	<p>← 20 →</p> <p><b>2448809</b> Comp.: 72</p>
<p>← 69 →</p> <p><b>2448810</b> Comp.: 6</p>	<p>← 44 →</p> <p><b>2448811</b> Comp.: 12</p>	<p>← 44 →</p> <p><b>2448812</b> Comp.: 15</p>	

## ASSORTMENT CASES SERIES SOK 295 – 008/008



Art. No.	<b>8120383</b>
Inside dimensions	295 x 164 x 16
Height bottom	8 mm
Colours:	● ●



Art. No. **2500114** Comp.: 54

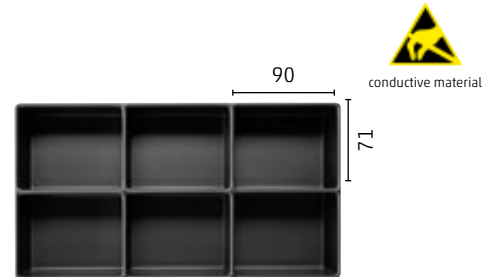


Art. No. **2500115** Comp.: 72


## ASSORTMENT CASES SERIES SOK 295 – 030/008



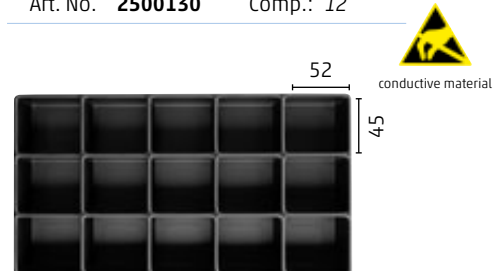
Art. No.	<b>8129024</b>
Inside dimensions	295 x 164 x 38
Height bottom	30 mm
Colours:	● ●



Art. No. **2500128** Comp.: 6



Art. No. **2500130** Comp.: 12



Art. No. **2500131** Comp.: 15

## CONDUCTIVE SUITCASES AND INSERTS



Overview for suitcases		Suitcases and foam inserts conductive ESD			Vacuum-formed inserts conductive ESD		
Art No. Suitcases	Inside dimensions	Art No. Suitcase with napped foam inlay	Art No. Suitcase with gridded foam inlay	Grid in mm	Art. No. Inlay	Compartments	Compartment dimensions
<b>K 2012 ESD</b>	120 x 80 x 24	K 2012 ESD Noppe			TE 4 K12-6-10	4	53 x 38
					TE 6 K12-6-10	6	38 x 35
					TE 12K12-6-10	12	25 x 24
<b>K 2005 ESD</b>	170 x 130 x 37	K 2005 ESD Noppe			TE 6 K5-6-10	6	56 x 50
					TE 9 K5-6-10	9	50 x 36
<b>K 2001 ESD</b>	240 x 170 x 42	K 2001 ESD Noppe	K 2001 ESD Raster	10 x 10 x 17	TE 6 K1-6-10	6	77 x 72
					TE 9 K1-6-10	9	72 x 50
					TE 12K1-6-10	12	53 x 50
<b>K 2004 ESD</b>	270 x 185 x 76	K 2004 ESD Noppe	K 2004 ESD Raster	10 x 10 x 30	TE 6 K4-6-10	6	81 x 78
					TE 9 K4-6-10	9	81 x 50
<b>K 2006 ESD</b>	335 x 240 x 71	K 2006 ESD Noppe	K 2006 ESD Raster	10 x 10 x 30	TE 4 K6-6-10	4	149 x 104
					TE 8 K6-6-10	8	104 x 70
<b>K 2000 ESD</b>	340 x 250 x 53	K 2000 ESD Noppe	K 2000 ESD Raster	12 x 12 x 20	TE 6 K-6-10	6	157 x 71
					TE 9 K-6-10	9	102 x 71
					TE 12 K-6-10	12	75 x 71
					TE 24 K-6-10	24	50 x 47
<b>K 2007 ESD</b>	365 x 245 x 105	K 2007 ESD Noppe	K 2007 ESD Raster	15 x 15 x 70	not applicable		
<b>K 2011 ESD</b>	375 x 265 x 80	K 2011 ESD Noppe	K 2011 ESD Raster	12 x 12 x 20	TE 6 K11-6-10	6	168 x 71
					TE 9 K11-6-10	9	108 x 71
					TE 12 K11-6-10	12	79 x 71
<b>K 2003 ESD</b>	410 x 272 x 113	K 2003 ESD Noppe	K 2003 ESD Raster	15 x 15 x 70			





## CONDUCTIVE SUITCASES AND INSERTS (see schedule page 100)



Art. No.	K 2012 ESD	K 2005 ESD	K 2001 ESD	K 2004 ESD	K 2006 ESD	K 2000 ESD	K 2007 ESD	K 2011 ESD	K 2003 ESD
Inside dimension	120 x 80 x 24	170 x 130 x 37	240 x 170 x 42	270 x 185 x 76	335 x 240 x 71	340 x 250 x 53	365 x 245 x 105	375 x 265 x 80	410 x 272 x 113

## STANDARD INSERTS Please specify article number separately! (see schedule page 100)

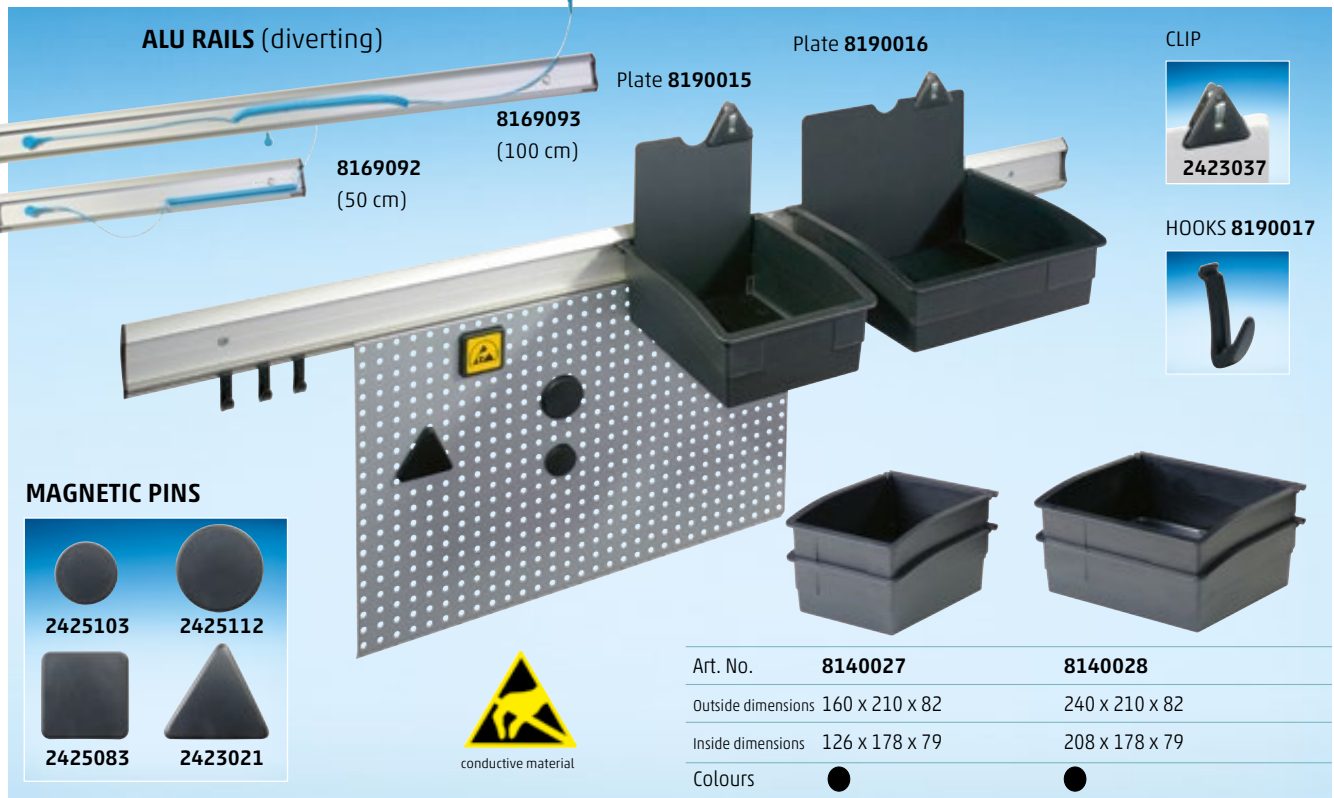


gridded foam

napped-foam

Vacuum-formed insert

CONDUCTIVE BOXES (new organization system for EGB laboratories)



**ALU RAILS (diverting)**  
 8169092 (50 cm)  
 8169093 (100 cm)

**Plate 8190015**  
**Plate 8190016**

**MAGNETIC PINS**  
 2425103  
 2425112  
 2425083  
 2423021

**CLIP**  
 2423037

**HOOKS 8190017**

Art. No.	<b>8140027</b>	<b>8140028</b>
Outside dimensions	160 x 210 x 82	240 x 210 x 82
Inside dimensions	126 x 178 x 79	208 x 178 x 79
Colours	●	●

CONDUCTIVE BOXES + SUBDIVISIONS



conductive material

Art. No.	<b>A 4-1-6-10</b>
Base area	175 x 100
Top edge	250 x 125
Height inside	34 mm
Colours	●



conductive material

Art. No.	<b>A 4-2-6-10</b>
Base area	190 x 120
Height inside	50 mm
Colours	●



conductive material

Art. No.	<b>A 4-3-6-10</b>
Base area	210 x 150
Top edge	260 x 200
Height inside	40 mm
Colours	●



conductive material

Art. No. (a)	<b>A 4-4 N-6-10</b>
Art. No. (b)	<b>A 4-70 N-6-10</b>
outside dimensions	260 x 165
Height outside (a)	45
(b)	70
Colours	●

PORTABLE RACK, CHROME-PLATED FOR 8 OR 10 TRAYS



Art. No.	<b>A 4-4 ESD TRAY</b>	<b>A 4-70 ESD TRAY</b>
Outside dimensions	610 x 190 x 252	610 x 190 x 252
Note	Portable rack, chrome-plated for 10 trays <b>A 4-4 N-6-10</b>	Portable rack, chrome-plated for 8 trays <b>A 4-70 N-6-10</b>



Dental boxes on Licefa.de

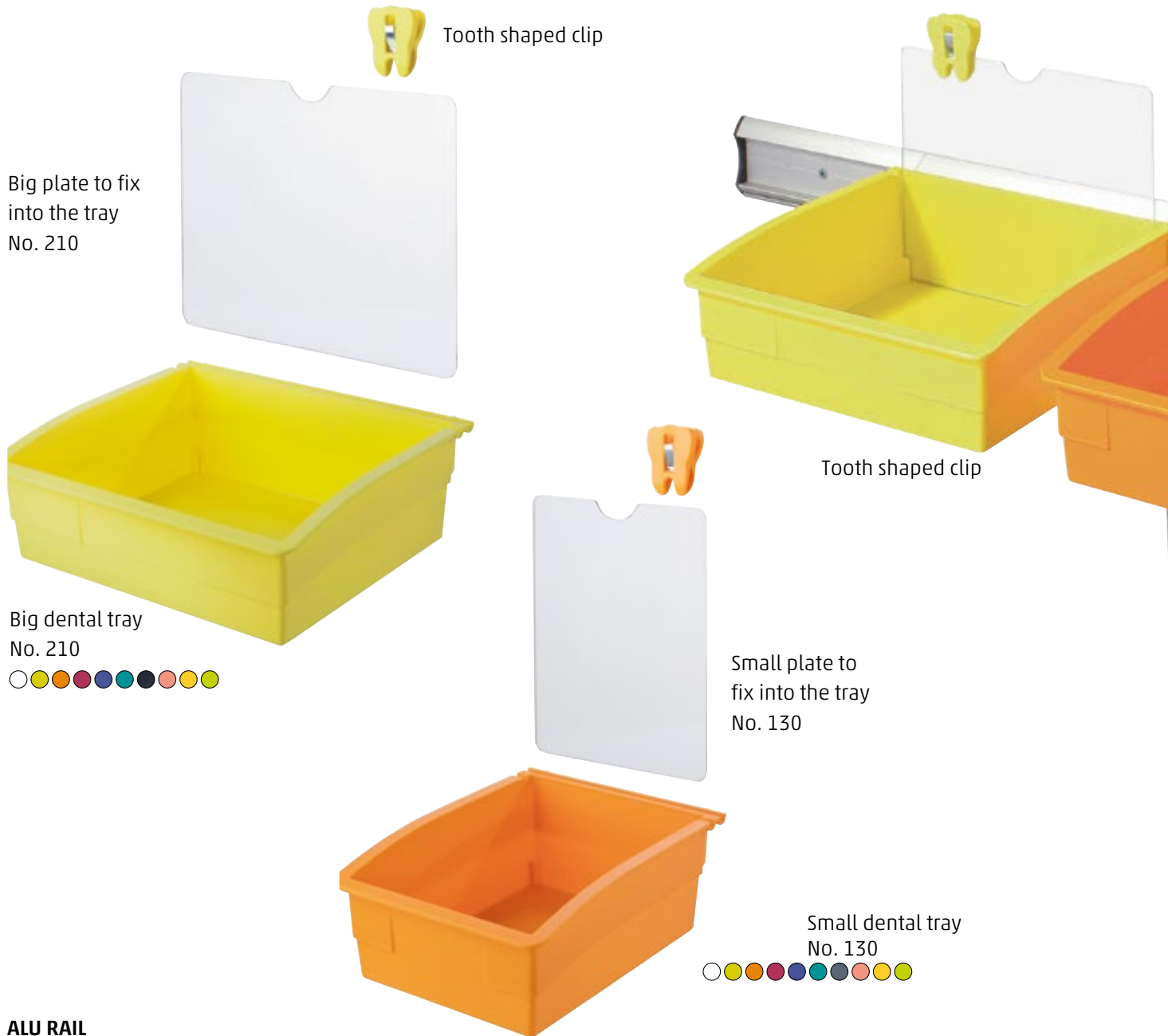


Film dental labs



- TRAYS FOR DENTAL LABORATORIES
- HIGH-QUALITY PRESENTATION BOX FOR DENTURES
- DISPATCH BOX FOR MODELS
- DISPATCH CASE FOR MODELS
- MEMBRANE DISPATCH BOX FOR MODELS
- DENTAL CABINETS
- BOX FOR SMALL GRINDING TOOLS
- TOOTH BOX FOR KIDS

ACCESSORIES ORGA-SYSTEM



Big plate to fix into the tray  
No. 210

Big dental tray  
No. 210  
○ ● ● ● ● ● ● ● ● ● ●

Tooth shaped clip

Tooth shaped clip

Small plate to fix into the tray  
No. 130

Small dental tray  
No. 130  
○ ● ● ● ● ● ● ● ● ● ●

ALU RAIL



Long ALU rail **AS 100** (1000 mm length)

Short ALU rail **AS 50** (500 mm length)





Tooth shaped clip  
ZC 1

- 8190002
- 8190003
- 8190004
- 8190005
- 8190006
- 8190007
- 8190008
- 8190009
- 8190011
- 8190010

Hook, set of 5  
8190017

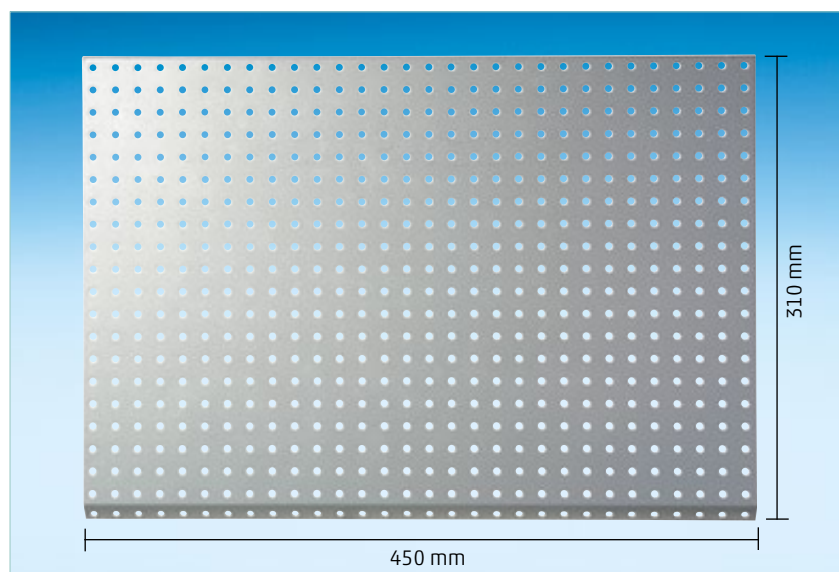


Magnetic pin

○ 8190018		
● 8190019		
● 8190020		
● 8190021		
● 8190022		
● 8190023		
● 8190027		
● 8190024		
● 8190026		
● 8190025		


further magnetic shapes see page 69

Magnetic plate **8169096**



DENTAL BOXES

**SMALL DENTAL TRAY TYPE NO. 130** 126 x 178 x 79 (inside dimension)



Art. No. ○ 8140000      ● 8140001      ● 8140002      ● 8140003

**BIG DENTAL TRAY TYPE NO. 210** 208 x 178 x 79 (inside dimension)



Art. No. ○ 8140010      ● 8140011      ● 8140012      ● 8140013

**SMALL DENTAL TRAY WITH PLATE AND TOOTH SHAPED CLIP TYPE NO. 130** 126 x 178 x 79 (inside dimension)



Art. No. ○ 8900138      ● 8900141      ● 8900142      ● 8900143

**BIG DENTAL TRAY WITH PLATE AND TOOTH SHAPED CLIP TYPE NO. 210** 208 x 178 x 79 (inside dimension)



Art. No. ○ 8900139      ● 8900150      ● 8900151      ● 8900152

**TOOTH SHAPED CLIP**



Art. No. ○ 8190002      ● 8190003      ● 8190004      ● 8190005

**SMALL DENTAL TRAY 126 x 178 x 79 (inside dimension)**



Art. No. ● 8140004 ● 8140005 ● 8140006

**BIG DENTAL TRAY 208 x 178 x 79 (inside dimension)**



Art. No. ● 8140014 ● 8140015 ● 8140016

**SMALL DENTAL TRAY WITH PLATE AND TOOTH SHAPED CLIP 126 x 178 x 79 (inside dimension)**



Art. No. ● 8900144 ● 8900145 ● 8900146

**BIG DENTAL TRAY WITH PLATE AND TOOTH SHAPED CLIP 208 x 178 x 79 (inside dimension)**



Art. No. ● 8900153 ● 8900154 ● 8900155

**TOOTH SHAPED CLIP**



Art. No. ● 8190006 ● 8190007 ● 8190008


**ADDITIONAL ACCESSORIES**



Lid for ASC 130  
8190013  
Sign for ASC 130  
8169004  
Sign for ASC 210  
8169091  
Lid for ASC 210  
8190014



Small plate 130  
8190000



Big plate 210  
8190001



Tooth shaped clip





**SMALL DENTAL TRAY TYPE NO. 130** 126 x 178 x 79 (inside dimension)

**Add a touch of fresh colour to your lab!**



Art. No ● **8140007**

● **8140008**

● **8140009**

**BIG DENTAL TRAY TYPE NO. 210** 208 x 178 x 79 (inside dimension)



Art. No ● **8140017**

● **8140018**

● **8140019**

**SMALL DENTAL TRAY WITH PLATE AND TOOTH SHAPED CLIP TYPE NO. 130** 126 x 178 x 79 (inside dimension)



Art. No ● **8900147**

● **8900148**

● **8900149**

**BIG DENTAL TRAY WITH PLATE AND TOOTH SHAPED CLIP TYPE NO. 210** 208 x 178 x 79 (inside dimension)



Art. No ● **8900156**

● **8900157**

● **8900158**

**TOOTH SHAPED CLIP**



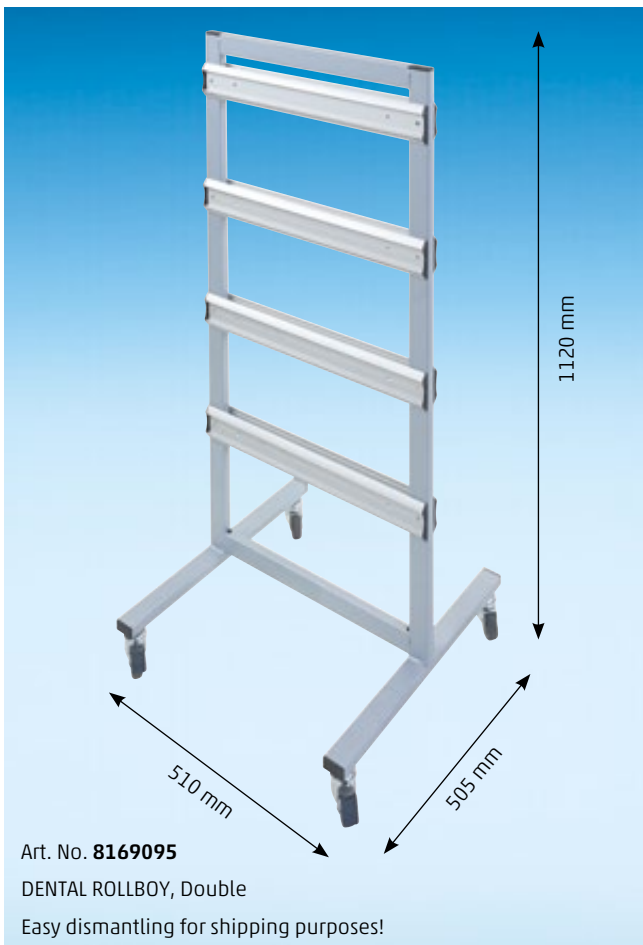
Art. No ● **8190009**

● **8190010**


● **8190011**



DENTAL ROLLBOYS FOR DENTAL LABORATORIES



MEMBRANE BOXES FOR DENTAL APPLICATIONS



Art. No.	Design	Outside dimensions	Colour	
8520061	SCH	34 x 34 x 25	crystal clear	ECO
8520062	ST	38 x 38 x 16	crystal clear	ECO
8520124	ST	38 x 38 x 16	neon blue	ECO
8520122	ST	38 x 38 x 16	neon yellow	ECO
8520063	ST	38 x 38 x 17	crystal clear	ECO
8520020	ST	39 x 39 x 18	neon red	PREMIUM
8520125	SCH + V	50 x 50 x 16	crystal clear	ECO
8520064	SCH + V	50 x 50 x 25	crystal clear	ECO
8520065	SCH + V + E	50 x 50 x 25	crystal clear	ECO
8520021	SCH + V	50 x 50 x 25	crystal clear	PREMIUM
8520006	ST	55 x 55 x 25	crystal clear	ECO

Art. No.	Design	Outside dimensions	Colour	
8520066	ST	55 x 55 x 25	crystal clear	ECO
8520067	SCH	55 x 55 x 25	crystal clear	ECO
8520022	SCH + V	75 x 50 x 16	crystal clear	PREMIUM
8520023	SCH + V	75 x 50 x 25	crystal clear	PREMIUM
8520024	SCH + V	75 x 75 x 16	crystal clear	PREMIUM
8520068	SCH + V	75 x 75 x 25	crystal clear	ECO
8520008	ST	75 x 75 x 30	crystal clear	ECO
8520009	ST	80 x 40 x 18	crystal clear	ECO
8520069	ST	80 x 42 x 20	crystal clear	ECO
8520026	SCH + V	125 x 125 x 50	crystal clear	ECO
8520027	SCH + V	200 x 100 x 50	crystal clear	ECO

Designs:  
SCH = Hinge | V = Closure | ST = snap-on lid | E = Vacuum-formed inlays

DENTAL BOXES FOR LABORATORY WORK

○ 8180000  
outside 135 x 128 x 75



● 8180002  
outside 135 x 128 x 75



● 8180004  
outside 135 x 128 x 75



● 8180001  
outside 135 x 128 x 75



● 8180005  
outside 135 x 128 x 75



● 8180006  
outside 135 x 128 x 75



8180008  
outside 135 x 128 x 50



● 8180003  
outside 135 x 128 x 75



8580000  
outside 60 x 50 x 25



Every ZMD 3 box comes with foam set bottom and studded foam set. Including membrane foil in lid.



Foam set only  
8550000



DENTAL CASES (3 colour applications per size)



Description Dental case **K 2001 Dental-Set**

Inside dimension 240 x 170 x 42

· for flat teeth-models

· Napped foam

· base plate

Art. No. **8130000**

Colours **Suitcase**

**Fastener**

Art. No. **8130001**

Colours **Suitcase**

**Fastener**

Art. No. **8130002**

Colours **Suitcase**

**Fastener**



Description Dental case **K 2004 Dental-Set**

Inside dimension 270 x 185 x 76

· for flat teeth-models

· Napped foam

· base plate with 4 compartments

Art. No. **8130003**

Colours **Suitcase**

**Fastener**

Art. No. **8130004**

Colours **Suitcase**

**Fastener**

Art. No. **8130005**

Colours **Suitcase**

**Fastener**



Description Dental case **K 2002 Dental-Set**

Inside dimension 270 x 185 x 93

· for higher teeth-models

· Napped foam

· base plate with 4 compartments

Art. No. **8130006**

Colours **Suitcase**

**Fastener**

Art. No. **8130007**

Colours **Suitcase**

**Fastener**

Art. No. **8130008**

Colours **Suitcase**

**Fastener**



## DENTAL CASES (3 colour applications per size)



Description Dental case **K 2006 Dental-Set**

Inside dimension 335 x 240 x 71

6 compartments

· for 6 flat teeth-models

· Napped foam

· base plate

Art. No. **8130009**

Colours **Suitcase**

**Fastener**

Art. No. **8130010**

Colours **Suitcase**

**Fastener**

Art. No. **8130011**

Colours **Suitcase**

**Fastener**



Description Dental case **K 2006 Dental-Set**

Inside dimension 335 x 240 x 71

9 compartments

· for 9 flat teeth-models

· Napped foam and

· base plate

Art. No. **8130012**

Colours **Suitcase**

**Fastener**

Art. No. **8130013**

Colours **Suitcase**

**Fastener**

Art. No. **8130014**

Colours **Suitcase**

**Fastener**



Description Dental case **K 2007 Dental-Set**

Inside dimension 365 x 245 x 105

8 compartments

· for 8 higher teeth-models

· Napped foam

· base plate

Art. No. **8130015**

Colours **Suitcase**

**Fastener**

Art. No. **8130016**

Colours **Suitcase**

**Fastener**

Art. No. **8130017**

Colours **Suitcase**

**Fastener**

Usable inside dimensions in mm.

Dimensions subject to errors and corrections!

DENTAL MULTIFUNCTIONAL BOX



Art. No. **8960004**

**Dental multifunctional box BIG**

Ideally suited as presentation and worktray especially for dental modelling

- Manufactured from high-quality ABS plastics, colour blue
- Internal dimensions 296 x 164 x 57 mm
- Lockable and stackable
- Washable and therefore ensuring hygiene
- With printing from 50 pieces


Included in scope of delivery:

- 1 box for dental auxiliary means
- 1 hygienic functional box
- All foam cutouts
- Identification plate
- Transparent film stuck in the lid for routing slip

APPLICATIONS



Art. No. **8960004**



**WHITE BOXES (WITH FOAM-INLAYS)**

Art. No.	Inside dimension
8960010	35 x 35 x 12
8960011	47 x 47 x 19
8960012	88 x 88 x 25

COLOURED DENTALCARE-BOXES

Dentalcare-Box 25 (inside: 72 x 65 x 25)

Art. No. **2423054** ●

Art. No. **2423055** ●

Art. No. **2423053** ●

Dentalcare-Box 44 (inside: 72 x 65 x 44)

Art. No. **2423051** ●

Art. No. **2423052** ●

Art. No. **2423050** ●



**DENTALBOXES** (DIN A5-Format 211 x 147 x 65 mm)

- Suitable for dispatch, working and presentation purposes
- Made from high-grade ABS plastic
- White base, transparent lid
- Stackable + slide closure, silvery grey
- Box washable and hygiene-compliant
- Customised printing on quantities of 50 units upwards
- Foam cut-outs usually remaining in the appurtenant nests

**Art-No. 8960015**

- **Dental dispatch box INDIVIDUAL**
- Internal dimensions of box: 211 x 147 x 65 mm
- Flexible PU foam inlay, anthracite, height 45 mm
- with 2 compartments for dental models (lower and upper jaw)
- 1 block removable designed as pre-cut foam (10 x 10 mm)
- Grid block: 120 x 80 mm

**Art-No. 8960013**

- **Dental multifunction box SMALL**
- Internal dimensions of box: 211 x 147 x 65 mm
- Flexible PU foam inlay, anthracite, height 55 mm
- with 2 compartments for dental models (lower and upper jaw)
- 1 compartment with hygiene-compliant PP box, white V20-5 47x47x12 mm
- 2 compartments for dental splints

**Art-No. 8960014**

- **Dental dispatch box STANDARD**
- Internal dimensions of box: 211 x 147 x 65 mm
- Flexible PU foam inlay, anthracite, height 45 mm
- with 4 compartments for dental models (lower and upper jaw)



Art. No. 8120328

**Dispatch box Maxi**

for dental models without superstructures

Colour of box: blue

Designed as film-hinged box  
with film closuresInlays: PU nap in lid,  
PU plate foam lower section

External dimensions: 225 x 170 x 45 mm

Internal dimensions: 218 x 150 x 40 mm



Art. No. 8130019

**Dispatch box TB Mini 2**

for dental models with superstructures

Colour: light grey with blue closures

Stackable design by means of  
overlapping side closuresInlays: PU nap in lid,  
punched-out PU foam with 5 cavities  
4 of which intended for modelling work

External dimensions: 265 x 170 x 84 mm

Internal dimensions: 248 x 158 x 67 mm



Art. No. 8130018

**Dispatch box TB MINI T-LOC**

for dental models without superstructures

Colour: light grey with blue closures

Stackable design by means of  
rotatable front closureInlays: PU nap in lid,  
punched-out PU foam with 5 cavities  
4 of which intended for modelling work


External dimensions: 263 x 160 x 70 mm

Internal dimensions: 254 x 154 x 53 mm



## PREMIUM presentation boxes for dental models

Presentation box for one model



PB DENTAL 10

Art. No.	<b>2429401</b>
Inside dimensions	100 x 130 x 65
Outside dimensions	110 x 140 x 85
Colours	transparent
Note	<b>European patent and design protection</b>
Material	PMMA



Presentation box for two models



PB DENTAL 20

Art. No.	<b>2424914</b>
Inside dimensions	200 x 130 x 65
Outside dimensions	210 x 140 x 85
Colours	transparent
Note	<b>European patent and design protection</b>
Material	PMMA

· Sturdy box made of 10 mm material with special foam inlay and prepunched rings for accommodating substructure for lower and upper jaws e.g. punched ring model tray and Zeiser plate.

· Screen printing and further markings on the hoop possible on request

## ECONOMIC presentation boxes for dental models

Presentation box for one model



**Art No. 2449501**

Inside dimension: 160 x 110 mm  
Usable inside height: 40 mm

Crystal-clear rectangular hinged lid made from acrylic material with high-grade PE-foam insert LD 45 black for presentation of an upper- or lower jaw dental model. The model-receiving compartment is extensible by means of a prepared die-cut arrangement.


Presentation box for two models



**Art No. 2449502**

Inside dimension: 188 x 140 mm  
Usable inside height: 68 mm

## SPECIAL BOX FOR SMALL GRINDING TOOLS

Single and multiple packaging, shaft  $\varnothing$  1.6 or 2.35 mm (e.g. part 3, 3, 2, 6 mm)Art. No. **2427137** (for 1 piece) Bottom part ● Lid ①

- Shaft:  $\varnothing$  2,35 (further colours on request)
- Shaft length: 45
- outside dimensions: 14 x 14 x 57

Art. No. **2428709** (for 7 pieces)

- Shaft:  $\varnothing$  2,35
- Shaft length: 56
- outside dimensions: 42 x 28 x 60

**NEW** Art. No. **2449586** Shaft:  $\varnothing$  1,6Art. No. **2428689** (for 18 pieces)

- Shaft:  $\varnothing$  1,6
- Shaft length: 37
- outside dimensions: 56 x 42 x 40
- grid: 8,4 x 12,1

Art. No. **2428687** (for 12 piece)

- Shaft:  $\varnothing$  2,35
- Shaft length: 47
- outside dimensions: 56 x 42 x 50
- grid: 12,6 x 12,1


Art. No. **2428691** (for 18 pieces)

- Shaft:  $\varnothing$  1,6
- Shaft length: 47
- outside dimensions: 56 x 42 x 50
- grid: 8,4 x 12,1

Art. No. **2428697** (for 10 pieces)

- Shaft:  $\varnothing$  2,35
- Shaft length: 67
- outside dimensions: 84 x 56 x 71
- grid: 12,6 x 25

## SPECIAL BOX FOR SMALL GRINDING TOOLS



Art. No. **2428706** (for 18 pieces)

- Shaft: Ø 2,35
- Shaft length: 67
- outside dimensions: 84 x 56 x 71
- grid: 13 x 16,6



Boxes for small grinding tools, horizontal position

Art. No. **2428716**

- for 12 piece 2,35 Ø partitions centre
- outside dimensions: 77 x 66 x 19


Art. No. **2428717**

- for 12 piece 2,35 Ø partitions offset
- outside dimensions: 77 x 66 x 19

Art. No. **2428718**

- for 12 pieces 2,35 Ø hinge
- outside dimensions: 114 x 60 x 23

## PRESENTATION BOX FOR GRINDING TOOLS



Art. No.	<b>8129007</b>
Outside dimensions	110 x 130 x 85
Holes	Ø 2,35
Material	PMMA

Detachable acrylic glass insert for grinding tools with 48 holes

## DENTALCARE-BOXES



### Flat Dentalcare-Box

Dentalcare-Box 25 (innen: 72 x 65 x 25)

Art.-Nr. **2423054** ●

Art.-Nr. **2423055** ●

Art.-Nr. **2423053** ●

### High Dentalcare-Box

Dentalcare-Box 44 (innen: 72 x 65 x 44)

Art.-Nr. **2423051** ●

Art.-Nr. **2423052** ●

Art.-Nr. **2423050** ●



## THE VARIABLE TEETH CABINET

Art. No. **8960002**

- Variable mounting frame, stackable, unlimited height
- Mounting frame (410 x 370 x 32 mm)  
easily to be fixed with self-cutting screws
- Drawer A 1-Z/16 with insert ZE 10 F for 72 dental strips  
(front teeth 61 x 23 mm) (see illustration A)
- Drawer A 1-Z/16 with insert ZE 11 F for 48 dental strips  
(molar teeth 90 x 23 mm) (see illustration B)



Art. No. **8960003**

- Drawer case (aluminium)
- consisting of 6 drawers 380 x 345 x 15 mm
- outside dimensions case: 435 x 400 x 168 mm
- with 2 lateral handles for carrying



**Returnable packaging of foil material:**

- VACUUM-FORMED STANDARD INSERTS FOR EURO BOXES/KLTs
- VACUUM-FORMED INSERTS ACCORDING TO CUSTOMER'S SPECIFICATION
- VACUUM-FORMED WASHING TRAYS MADE OF PP-C
- CONDUCTIVE EXECUTION BLACK AT LEAST 50 PIECES
- TOTE BOXES SEE CHAPTER 6



**Foam Inlays**

- STANDARD (NOP, GRIDDED)
- CUSTOMER-SPECIFIC INLAYS



Inlays/Inserts on [Licefa.de](http://Licefa.de)

## HOW COULD YOUR FOAM INLAY BE CREATED?



## THE BASICS OF FOAM INLAYS

### KINDS OF FOAM

#### ④ PU (flexible foam)

- high dimensional stability
- great elasticity
- low own weight

#### Colour

- Anthracite
- Black

#### ④ PE (hard foam)

- long lifetime
- excellent material properties

#### Colour

- Anthracite
- Black
- Blue
- Red
- Green
- Further colours on request


### PRODUCTION POSSIBILITIES

- Punching ①
- Milling ②
- Water-jet cutting ③
- Contour cut

### APPLICATIONS

- Cases
- Transport boxes
- Cans

FOAM INLAYS



For an individual design of inlays for suitcases or Euro boxes

Loose gridded blanks

loose gridded blanks	grid size	Art. No.
440 x 320 x 20	13 x 13	<b>2425587</b>
440 x 320 x 40	13 x 13	<b>2425588</b>
640 x 440 x 20	13 x 13	<b>2425589</b>
640 x 440 x 40	13 x 13	<b>2425590</b>



e.g. sound protection for party rooms or rehearsal rooms for musicians

Plate foam

Plate foam	Art. No.
2.000 x 1.000 x 10	<b>2424924</b>
2.000 x 1.000 x 20	<b>2424925</b>
2.000 x 1.000 x 30	<b>2424926</b>



e.g. sound protection for party rooms or rehearsal rooms for musicians

Napped foam

Napped foam	Art. No.
2.000 x 1.000 x 20	<b>2424850</b>
2.000 x 1.000 x 30	<b>2424851</b>
2.000 x 1.000 x 40	<b>2424852</b>
2.000 x 1.000 x 50	<b>2424853</b>

Accessories:

1) Adhesive spray for foams




Art. No. **2430991**

Spray glue for easy and efficient fixing of foam inserts, e.g. in cases

2) Utility knife for cutting foam

Art. No. **2432867**






MORE THAN 100 STANDARD INSERTS AVAILABLE EX STOCK WITHOUT EXTRA TOOLING COSTS

All inserts are made of white polystyrene, suitable for recycling. Also small-lot productions can be manufactured of electrically conductive material (Liastat). Other materials and special colours on request.

### Dimensions


- 1) suitable for normal boxes (400 x 300)  
Licefa **EK 1/LWB, EK 2/LWB**
- 2) suitable for normal boxes (600 x 400)  
Licefa **EK 3/LWB, EK 4/LWB**
- 3) suitable for KLT (400 x 300)  
Licefa **KLT 1, KLT 2**
- 4) suitable for KLT (600 x 400)  
Licefa **KLT 3, KLT 4**




Art. No.	<b>T 2-61</b>	Two-way stacking
Outside dimensions	352 x 252 x 10 (L x W x H)	✓ Recessed grip
<b>Grooves</b>	<b>14</b>	✓ Polystyrene white
	up to Ø 16 x 300 mm	✓ Conductivity from 50 pieces
Size	<b>EK 1 - EK 2</b>	




Art. No.	<b>T 2-64</b>	✓ Two-way stacking
Outside dimensions	553 x 353 x 38 (L x W x H)	✓ Recessed grip
<b>Grooves</b>	<b>16</b>	✓ Polystyrene white
	up to Ø 20 x 500 mm	✓ Conductivity from 50 pieces
Size	<b>EK 3 - EK 4</b>	



Art. No.	<b>T 2-60</b>	Two-way stacking
Outside dimensions	340 x 250 x 13 (L x W x H)	✓ Recessed grip
<b>Grooves</b>	<b>10</b>	✓ Polystyrene white
	up to Ø 23 x 315 mm	✓ Conductivity from 50 pieces
Size	<b>EK 1 - EK 2</b>	




Art. No.	<b>T 2-62</b>	Two-way stacking
Outside dimensions	352 x 252 x 15 (L x W x H)	✓ Recessed grip
<b>Grooves</b>	<b>7</b>	✓ Polystyrene white
	up to Ø 30 x 300 mm	✓ Conductivity from 50 pieces
Size	<b>EK 1 - EK 2</b>	




Art. No.	<b>T 2-104</b>	Two-way stacking
Outside dimensions	335 x 245 x 9 (L x W x H)	✓ Recessed grip
<b>Grooves</b>	<b>15</b>	✓ Polystyrene white
	up to Ø 15 x 315 mm	✓ Conductivity from 50 pieces
Size	<b>KLT 1 - KLT 2</b>	




## STANDARD INSERTS




Art. No.	<b>T 2-30</b>	Two-way stacking
Outside dimensions	355 x 253 x 21 (L x W x H)	✓ Recessed grip
Cavities	<b>35</b>	✓ Polystyrene white
	35 x 35 x 15	✓ Conductivity from 50 pcs.
Size	<b>EK 1 - EK 2</b>	✓ PP-C from 50 pieces




Art. No.	<b>T 2-45</b>	✓ Two-way stacking
Outside dimensions	553 x 353 x 24 (L x W x H)	✓ Recessed grip
Cavities	<b>78</b>	✓ Polystyrene white
	50 x 31 x 10	✓ Conductivity from 50 pieces
Size	<b>EK 3 - EK 4</b>	



Art. No.	<b>T 2-44</b>	✓ Two-way stacking
Outside dimensions	355 x 253 x 20 (L x W x H)	✓ Recessed grip
Cavities	<b>20</b>	✓ Polystyrene white
	57 x 46 x 10	✓ Conductivity from 50 pcs.
Size	<b>EK 1 - EK 2</b>	✓ PP-C from 50 pieces



Art. No.	<b>T 2-35</b>	✓ Two-way stacking
Outside dimensions	555 x 355 x 47 (L x W x H)	✓ Recessed grip
Cavities	<b>24</b>	✓ Polystyrene white
	59 x 51 x 34	✓ Conductivity from 50 pieces
Size	<b>EK 3 - EK 4</b>	



Art. No.	<b>T 2-36</b>	✓ Two-way stacking
Outside dimensions	555 x 355 x 47 (L x W x H)	✓ Recessed grip
Cavities	<b>20</b>	✓ Polystyrene white
	77 x 59 x 34	✓ Conductivity from 50 pieces
Size	<b>EK 3 - EK 4</b>	




Art. No.	<b>T 2-31</b>	Two-way stacking
Outside dimensions	355 x 253 x 26 (L x W x H)	✓ Recessed grip
Cavities	<b>15</b>	✓ Polystyrene white
	80 x 35 x 20	✓ Conductivity from 50 pieces
Size	<b>EK 1 - EK 2</b>	✓ PP-C from 50 pieces


Usable inside dimensions in mm.

Dimensions subject to errors and corrections!

### STANDARD INSERTS



Art. No.	<b>T 2-40</b>	✓	Two-way stacking
Outside dimensions	553 x 353 x 29 (L x W x H)	✓	Recessed grip
<b>Cavities</b>	<b>21</b>	✓	Polystyrene white
	85 x 65 x 17	✓	Conductivity from 50 pieces
Size	<b>EK 3 - EK 4</b>	✓	PP-C from 50 pieces




Art. No.	<b>T 2-32</b>	✓	Two-way stacking
Outside dimensions	355 x 253 x 25 (L x W x H)	✓	Recessed grip
<b>Cavities</b>	<b>12</b>	✓	Polystyrene white
	90 x 50 x 20	✓	Conductivity from 50 pieces
Size	<b>EK 1 - EK 2</b>	✓	PP-C from 50 pieces




Art. No.	<b>T 2-41</b>	✓	Two-way stacking
Outside dimensions	553 x 353 x 46 (L x W x H)	✓	Recessed grip
<b>Cavities</b>	<b>21</b>	✓	Polystyrene white
	94 x 65 x 35	✓	Conductivity from 50 pieces
Size	<b>EK 3 - EK 4</b>	✓	PP-C from 50 pieces



Art. No.	<b>T 2-42</b>	✓	Two-way stacking
Outside dimensions	553 x 353 x 40 (L x W x H)	✓	Recessed grip
<b>Cavities</b>	<b>27</b>	✓	Polystyrene white
	107 x 47 x 22	✓	Conductivity from 50 pieces
Size	<b>EK 3 - EK 4</b>		




Art. No.	<b>T 2-46</b>	✓	Two-way stacking
Outside dimensions	553 x 353 x 44 (L x W x H)	✓	Recessed grip
<b>Cavities</b>	<b>12</b>	✓	Polystyrene white
	112 x 106 x 35	✓	Conductivity from 50 pieces
Size	<b>EK 3 - EK 4</b>		



Art. No.	<b>T 2-33</b>	✓	Two-way stacking
Outside dimensions	550 x 350 x 17 (L x W x H)	✓	Recessed grip
<b>Cavities</b>	<b>15</b>	✓	Polystyrene white
	135 x 50 x 10	✓	Conductivity from 50 pieces
Size	<b>EK 3 - EK 4</b>		

# VACUUM-FORMED INSERTS + RETURNABLE PACKAGINGS


## STANDARD INSERTS



Art. No.	<b>T 2-34</b>	Two-way stacking
Outside dimensions	550 x 350 x 17 (L x W x H)	✓ Recessed grip
<b>Cavities</b>	<b>42</b>	✓ Polystyrene white
	145 x 15 x 10	✓ Conductivity from 50 pieces
Size	<b>EK 3 - EK 4</b>	



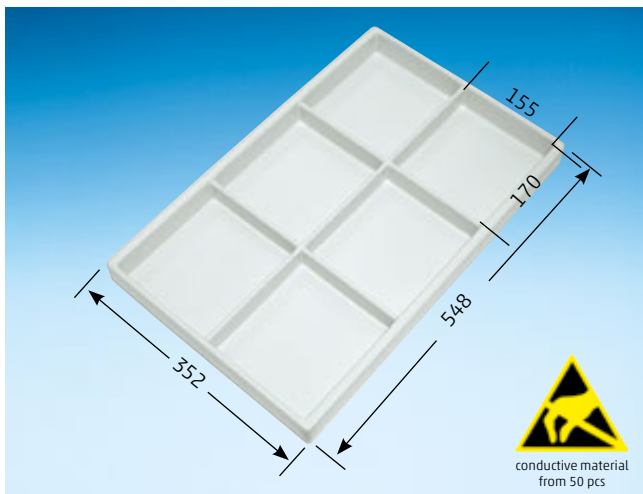
Art. No.	<b>T 2-43</b>	✓ Two-way stacking
Outside dimensions	553 x 353 x 38 (L x W x H)	✓ Recessed grip
<b>Cavities</b>	<b>7</b>	✓ Polystyrene white
	224 x 90 x 20	✓ Conductivity from 50 pieces
Size	<b>EK 3 - EK 4</b>	
		✓ PP-C from 50 pieces



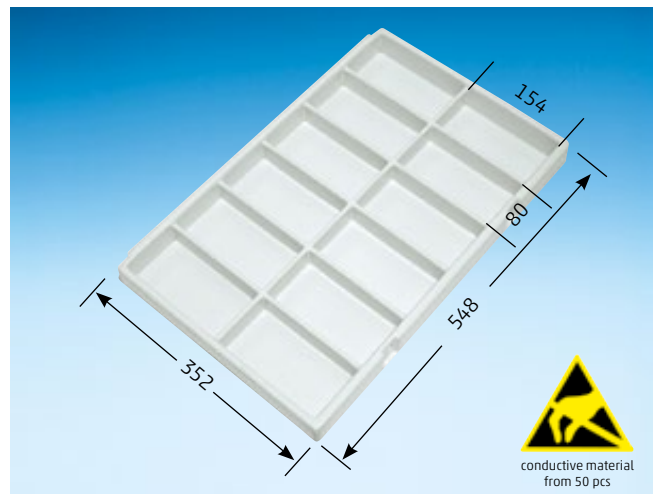
Art. No.	<b>T 2-100</b>	✓ Two-way stacking
Outside dimensions	358 x 258 x 68 (L x W x H)	✓ Recessed grip
<b>Cavities</b>	<b>15</b>	✓ Polystyrene white
	90 x 40 x 23	✓ Conductivity from 50 pieces
Size	<b>EK 1 - EK 2</b>	



Art. No.	<b>T 2-101</b>	Two-way stacking
Outside dimensions	550 x 350 x 43 (L x W x H)	Recessed grip
<b>Cavities</b>	<b>2</b>	✓ Polystyrene white
	278 x 233 x 36	✓ Conductivity from 50 pieces
Size	<b>EK 3 - EK 4</b>	



Art. No.	<b>T 2-102</b>	Two-way stacking
Outside dimensions	548 x 352 x 42 (L x W x H)	Recessed grip
<b>Cavities</b>	<b>6</b>	✓ Polystyrene white
	170 x 155 x 36	✓ Conductivity from 50 pieces
Size	<b>EK 3 - EK 4</b>	




Art. No.	<b>T 2-103</b>	✓ Two-way stacking
Outside dimensions	548 x 352 x 46 (L x W x H)	Recessed grip
<b>Cavities</b>	<b>12</b>	✓ Polystyrene white
	154 x 80 x 37	✓ Conductivity from 50 pieces
Size	<b>EK 3 - EK 4</b>	

Usable inside dimensions in mm.

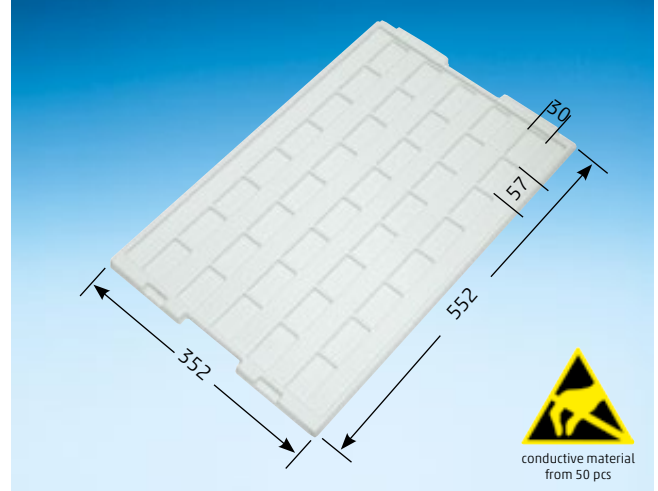
Dimensions subject to errors and corrections!




### STANDARD INSERTS



Art. No.	<b>T 2-63</b>	✓ Two-way stacking
Outside dimensions	553 x 353 x 37 (L x W x H)	✓ Recessed grip
<b>Cavities</b>	<b>208</b>	✓ Polystyrene white
	26 x 18 x 15	✓ Conductivity from 50 pieces
Size	<b>EK 3 - EK 4</b>	




Art. No.	<b>T 2-105</b>	✓ Two-way stacking
Outside dimensions	552 x 352 x 17 (L x W x H)	✓ Recessed grip
<b>Cavities</b>	<b>40</b>	✓ Polystyrene white
	57 x 30 x 7	✓ Conductivity from 50 pieces
Size	<b>EK 3 - EK 4</b>	



Art. No.	<b>T 2-106</b>	✓ Two-way stacking
Outside dimensions	552 x 352 x 17 (L x W x H)	✓ Recessed grip
<b>Cavities</b>	<b>60</b>	✓ Polystyrene white
	63 x 21 x 7	✓ Conductivity from 50 pieces
Size	<b>EK 3 - EK 4</b>	



Art. No.	<b>T 2-107</b>	✓ Two-way stacking
Outside dimensions	362 x 263 x 43 (L x W x H)	✓ Recessed grip
<b>Cavities</b>	<b>7</b>	✓ Polystyrene white
	189 x 35 x 41	✓ Conductivity from 50 pieces
Size	<b>EK 1 - EK 2</b>	



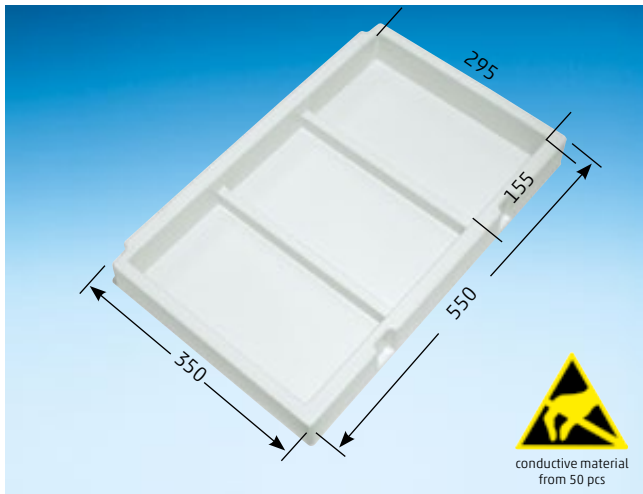
Art. No.	<b>T 2-98</b>	✓ Two-way stacking
Outside dimensions	553 x 353 x 55 (L x W x H)	✓ Recessed grip
<b>Cavities</b>	<b>6</b>	✓ Polystyrene white
	238 x 102 x 52	✓ Conductivity from 50 pieces
Size	<b>EK 3 - EK 4</b>	




Art. No.	<b>T 2-108</b>	✓ Two-way stacking
Outside dimensions	550 x 350 x 55 (L x W x H)	✓ Recessed grip
<b>Cavities</b>	<b>4</b>	✓ Polystyrene white
	255 x 135 x 50	✓ Conductivity from 50 pieces
Size	<b>EK 3 - EK 4</b>	




## STANDARD INSERTS



Art. No. **T 2-109** ✓ Two-way stacking  
 Outside dimensions 550 x 350 x 58 (L x W x H) ✓ Recessed grip  
**Cavities 3** ✓ Polystyrene white  
 295 x 155 x 55 ✓ Conductivity from 50 pieces  
 Size **EK 3 - EK 4**




Art. No. **T 2-76** ✓ Two-way stacking  
 Outside dimensions 352 x 252 x 20 (L x W x H) ✓ Recessed grip  
**Cavities 320** ✓ Polystyrene white  
 Ø 7 x 15 mm ✓ Conductivity from 50 pieces  
 Size **EK 1 - EK 2**




Art. No. **T 2-78** ✓ Two-way stacking  
 Outside dimensions 330 x 242 x 43 (L x W x H) ✓ Recessed grip  
**Cavities 100** ✓ Polystyrene white  
 Ø 13,5 x 35 mm ✓ Conductivity from 50 pieces  
 Size **KLT 1 - KLT 2**



Art. No. **T 2-80** ✓ Two-way stacking  
 Outside dimensions 352 x 252 x 40 (L x W x H) ✓ Recessed grip  
**Cavities 70** ✓ Polystyrene white  
 Ø 15 x 40 mm ✓ Conductivity from 50 pieces  
 Size **EK 1 - EK 2**



Art. No. **T 2-81** ✓ Two-way stacking  
 Outside dimensions 352 x 252 x 17 (L x W x H) ✓ Recessed grip  
**Cavities 48** ✓ Polystyrene white  
 Ø 16 x 15 mm ✓ Conductivity from 50 pieces  
 Size **EK 1 - EK 2**




Art. No. **T 2-82** ✓ Two-way stacking  
 Outside dimensions 352 x 252 x 18 (L x W x H) ✓ Recessed grip  
**Cavities 80** ✓ Polystyrene white  
 Ø 17 x 14 mm ✓ Conductivity from 50 pieces  
 Size **EK 1 - EK 2**


Usable inside dimensions in mm.

Dimensions subject to errors and corrections!

### STANDARD INSERTS



Art. No.	<b>T 2-83</b>	✓	Two-way stacking
Outside dimensions	330 x 243 x 55 (L x W x H)	✓	Recessed grip
<b>Cavities</b>	<b>81</b>	✓	Polystyrene white
	Ø 18,5 x 40 mm	✓	Conductivity from 50 pieces
Size	<b>KLT 1 - KLT 2</b>		



Art. No.	<b>T 2-84</b>	✓	Two-way stacking
Outside dimensions	330 x 243 x 58 (L x W x H)	✓	Recessed grip
<b>Cavities</b>	<b>64</b>	✓	Polystyrene white
	Ø 18,5 x 50 mm	✓	Conductivity from 50 pieces
Size	<b>KLT 1 - KLT 2</b>		




Art. No.	<b>T 2-85</b>	✓	Two-way stacking
Outside dimensions	331 x 245 x 35 (L x W x H)	✓	Recessed grip
<b>Cavities</b>	<b>86</b>	✓	Polystyrene white
	Ø 19 x 30 mm	✓	Conductivity from 50 pieces
Size	<b>KLT 1 - KLT 2</b>	✓	PP-C from 50 pieces



Art. No.	<b>T 2-110</b>	✓	Two-way stacking
Outside dimensions	355 x 255 x 28 (L x W x H)	✓	Recessed grip
<b>Cavities</b>	<b>50</b>	✓	Polystyrene white
	Ø 22 x 20 mm	✓	Conductivity from 50 pieces
Size	<b>EK 1 - EK 2</b>		




Art. No.	<b>T 2-86</b>	✓	Two-way stacking
Outside dimensions	331 x 245 x 40 (L x W x H)	✓	Recessed grip
<b>Cavities</b>	<b>35</b>	✓	Polystyrene white
	Ø 20 x 25 mm	✓	Conductivity from 50 pieces
Size	<b>KLT 1 - KLT 2</b>		



Art. No.	<b>T 2-111</b>	✓	Two-way stacking
Outside dimensions	350 x 273 x 80 (L x W x H)	✓	Recessed grip
<b>Cavities</b>	<b>100</b>	✓	Polystyrene white
	Ø 19 x 22 mm	✓	Conductivity from 50 pieces
Size	<b>KLT 1 - KLT 2</b>		


## STANDARD INSERTS




Art. No.	<b>T 2-87</b>	Two-way stacking
Outside dimensions	331 x 245 x 21 (L x W x H)	Recessed grip
<b>Cavities</b>	<b>76</b>	Polystyrene white
	Ø 22 x 20 mm	Conductivity from 50 pieces
Size	<b>KLT 1 - KLT 2</b>	




Art. No.	<b>T 2-88</b>	Two-way stacking
Outside dimensions	352 x 252 x 60 (L x W x H)	Recessed grip
<b>Cavities</b>	<b>40</b>	Polystyrene white
	Ø 21/31 x 38/25 mm	Conductivity from 50 pieces
Size	<b>EK 1 - EK 2</b>	




Art. No.	<b>T 2-89</b>	Two-way stacking
Outside dimensions	421 x 311 x 30 (L x W x H)	Recessed grip
<b>Cavities</b>	<b>88</b>	Polystyrene white
	Ø 22,5 x 15 mm	Conductivity from 50 pieces
Size		



Art. No.	<b>T 2-90</b>	Two-way stacking
Outside dimensions	330 x 243 x 55 (L x W x H)	Recessed grip
<b>Cavities</b>	<b>50</b>	Polystyrene white
	Ø 22,5 x 50 mm	Conductivity from 50 pieces
Size	<b>KLT 1 - KLT 2</b>	



Art. No.	<b>T 2-91</b>	Two-way stacking
Outside dimensions	421 x 311 x 31 (L x W x H)	Recessed grip
<b>Cavities</b>	<b>88</b>	Polystyrene white
	Ø 25 x 30 mm	Conductivity from 50 pieces
Size		




Art. No.	<b>T 2-70</b>	Two-way stacking
Outside dimensions	352 x 252 x 17 (L x W x H)	Recessed grip
<b>Cavities</b>	<b>56</b>	Polystyrene white
	Ø 30 x 15 mm	Conductivity from 50 pieces
Size	<b>EK 1 - EK 2</b>	PP-C from 50 pieces

Usable inside dimensions in mm.


Dimensions subject to errors and corrections!



### STANDARD INSERTS



Art. No.	<b>T 2-93</b>	✓ Two-way stacking
Outside dimensions	331 x 245 x 37 (L x W x H)	✓ Recessed grip
<b>Cavities</b>	<b>20</b>	✓ Polystyrene white
	Ø 30/41 x 30/20 mm	✓ Conductivity from 50 pieces
Size	<b>KLT 1 - KLT 2</b>	




Art. No.	<b>T 2-94</b>	✓ Two-way stacking
Outside dimensions	421 x 311 x 35 (L x W x H)	✓ Recessed grip
<b>Cavities</b>	<b>54</b>	✓ Polystyrene white
	Ø 33 x 30 mm	✓ Conductivity from 50 pieces



Art. No.	<b>T 2-112</b>	✓ Two-way stacking
Outside dimensions	350 x 255 x 73 (L x W x H)	✓ Recessed grip
<b>Cavities</b>	<b>35</b>	✓ Polystyrene white
	Ø 35 x 37 mm	✓ Conductivity from 50 pieces
Size	<b>EK 1 - EK 2</b>	



Art. No.	<b>T 2-95</b>	✓ Two-way stacking
Outside dimensions	352 x 252 x 34 (L x W x H)	✓ Recessed grip
<b>Cavities</b>	<b>35</b>	✓ Polystyrene white
	Ø 35 x 30 mm	✓ Conductivity from 50 pieces
Size	<b>EK 1 - EK 2</b>	



Art. No.	<b>T 2-47</b>	✓ Two-way stacking
Outside dimensions	562 x 363 x 43 (L x W x H)	✓ Recessed grip
<b>Cavities</b>	<b>96</b>	✓ Polystyrene white
	Ø 35 x 35 mm	✓ Conductivity from 50 pieces
Size	<b>EK 3 - EK 4</b>	



Art. No.	<b>T 2-71</b>	✓ Two-way stacking
Outside dimensions	352 x 252 x 17 (L x W x H)	✓ Recessed grip
<b>Cavities</b>	<b>35</b>	✓ Polystyrene white
	Ø 35,5 x 15 mm	✓ Conductivity from 50 pcs
Size	<b>EK 1 - EK 2</b>	




## STANDARD INSERTS



Art. No. **T 2-72**  Two-way stacking  
 Outside dimensions 352 x 252 x 14 (L x W x H)  Recessed grip  
**Cavities 35**  Polystyrene white  
 Ø 37,5 x 6 mm  Conductivity from 50 pieces  
 Size **EK 1 - EK 2**



Art. No. **T 2-96**  Two-way stacking  
 Outside dimensions 421 x 311 x 42 (L x W x H)  Recessed grip  
**Cavities 35**  Polystyrene white  
 Ø 40,5 x 35 mm  Conductivity from 50 pieces



Art. No. **T 2-49**  Two-way stacking  
 Outside dimensions 553 x 353 x 36 (L x W x H)  Recessed grip  
**Cavities 70**  Polystyrene white  
 Ø 42 x 32 mm  Conductivity from 50 pieces  
 Size **EK 3 - EK 4**



Art. No. **T 2-73**  Two-way stacking  
 Outside dimensions 352 x 252 x 17 (L x W x H)  Recessed grip  
**Cavities 20**  Polystyrene white  
 Ø 50 x 15 mm  Conductivity from 50 pieces  
 Size **EK 1 - EK 2**  PP-C from 50 pieces



Art. No. **T 2-48**  Two-way stacking  
 Outside dimensions 562 x 363 x 50 (L x W x H)  Recessed grip  
**Cavities 40**  Polystyrene white  
 Ø 60 x 42 mm  Conductivity from 50 pieces  
 Size **EK 3 - EK 4**



Art. No. **T 2-74**  Two-way stacking  
 Outside dimensions 352 x 252 x 17 (L x W x H)  Recessed grip  
**Cavities 12**  Polystyrene white  
 Ø 67 x 15 mm  Conductivity from 50 pieces  
 Size **EK 1 - EK 2**  PP-C from 50 pieces


Usable inside dimensions in mm.

Dimensions subject to errors and corrections!

### STANDARD INSERTS



Art. No.	<b>T 2-37</b>	Two-way stacking
Outside dimensions	550 x 350 x 38 (L x W x H)	✓ Recessed grip
<b>Cavities</b>	<b>24</b>	✓ Polystyrene white
	Ø 70 x 30 mm	✓ Conductivity from 50 pieces
Size	<b>EK 3 - EK 4</b>	✓ PP-C from 50 pieces



Art. No.	<b>T 2-75</b>	Two-way stacking
Outside dimensions	352 x 252 x 17 (L x W x H)	✓ Recessed grip
<b>Cavities</b>	<b>6</b>	✓ Polystyrene white
	Ø 85 x 15 mm	✓ Conductivity from 50 pieces
Size	<b>EK 1 - EK 2</b>	



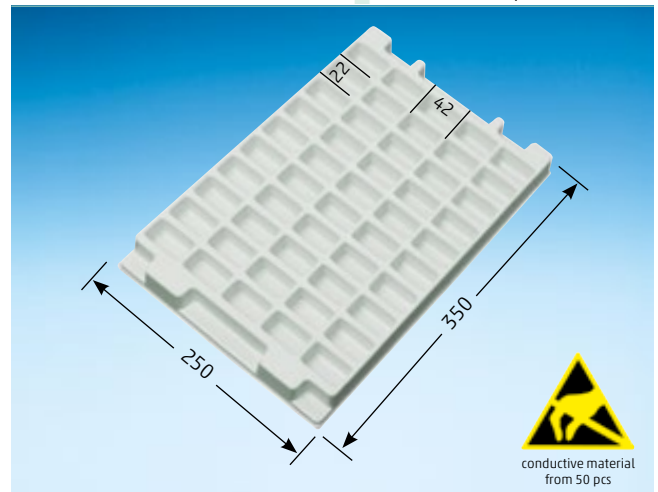
Art. No.	<b>T 2-97</b>	Two-way stacking
Outside dimensions	562 x 363 x 25 (L x W x H)	✓ Recessed grip
<b>Cavities</b>	<b>11</b>	✓ Polystyrene white
	Ø 100 x 20 mm	✓ Conductivity from 50 pieces
Size	<b>EK 3 - EK 4</b>	



Art. No.	<b>T 2-38</b>	Two-way stacking
Outside dimensions	550 x 350 x 37 (L x W x H)	✓ Recessed grip
<b>Cavities</b>	<b>12</b>	✓ Polystyrene white
	Ø 100 x 30 mm	✓ Conductivity from 50 pieces
Size	<b>EK 3 - EK 4</b>	✓ PP-C from 50 pieces




Art. No.	<b>T 2-39</b>	Two-way stacking
Outside dimensions	550 x 350 x 31 (L x W x H)	✓ Recessed grip
<b>Cavities</b>	<b>6</b>	✓ Polystyrene white
	Ø 160 x 20 mm	✓ Conductivity from 50 pieces
Size	<b>EK 3 - EK 4</b>	




Art. No.	<b>T 2-113</b>	Two-way stacking
Outside dimensions	350 x 250 x 26 (L x W x H)	✓ Recessed grip
<b>Cavities</b>	<b>50</b>	✓ Polystyrene white
	42 x 22 x 21 mm	✓ Conductivity from 50 pieces
Size	<b>EK1 - EK2</b>	✓ PP-C from 50 pieces

# VACUUM-FORMED INSERTS + RETURNABLE PACKAGINGS

## STANDARD INSERTS



Art. No.	<b>T 2-114</b>	✓ Two-way stacking
Outside dimensions	564 x 363 x 40 (L x W x H)	✓ Recessed grip
Cavities	16	✓ Polystyrene white
	108 x 73 x 31 mm	✓ Conductivity from 50 pieces
Size	<b>EK3 – EK4</b>	✓ PP-C from 50 pieces



































Art. No.	<b>T 2-115</b>	✓ Two-way stacking
Outside dimensions	564 x 363 x 45 (L x B x H)	✓ Recessed grip
Cavities	2	✓ Polystyrene white
	330 x 245 x 40 mm	✓ Conductivity from 50 pieces
Size	<b>EK3 – EK4</b>	✓ PP-C from 50 pieces

## VACUUM-FORMED TRAYS FOR TURNED PARTS AND WASHING PROCEEDING

- STANDARD WASHING TRAYS WITH ROUND CAVITIES
- STANDARD WASHING TRAYS STACKABLE
- 11 STANDARD INSERTS AVAILABLE



















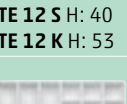
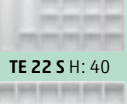


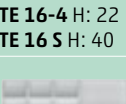








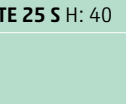













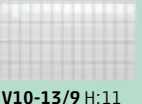

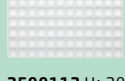


- Temperature resistant up to approx. 110°C
- Oil and acid proof
- Break-proof
- Can be rotated when stacked due to undercut in the tool
- Additional contour cutting possible
- Engraved customer's logo can be integrated
- Take-up on the spot, laterally and at the bottom of the tray enables an optimum washing process
- Drainage of cleaning agent by means of holes in the bottom
- Material/recycling identification mark

## VACUUM-FORMED STANDARD INSERTS

































Number of compartments	Basic dimensions of insert L x W x H mm							
	120 x 80 x 24	153 x 107 x 30	170 x 130 x 37	185 x B x H	240 x 170 x 42	261 x 236 x 20	270 x 185 x H	292 x 175 x 16
1 - 5	 TE 4 K12	 TE 2 K9  TE 4 K9		 2448788 B:108 H:29		 TE 4 W  TE 5 W		
6 - 9	 TE 6 K12	 TE 6 K9	 TE 6 K5  TE 9 K5	 2448390 B:108 H:10  TE 9 K1	 TE 6 K1	 TE 6 W	 TE 6 K4 H:76 TE 6 K2 H:93  TE 9 K4 H:76 TE 9 K2 H:93	
10 - 19	 TE 12 K12		 2448789 B:108 H:29  2448391 B:108 H:10  TE 12 K1		 TE 16 W  TE 16 AW  TE 18 W			
20 - 29			 2448392 B:108 H:10  2448790 B:108 H:29  2448791 B:108 H:29			 TE 24 W		 V24 Bond
30 - 39						 TE 36 W		 V36 Bracket
40 - 49						 TE 42 W		
50 - 59						 TE 56 W		
	Page 49	Page 50	Page 51	Pages 26 + 27	Page 53	Page 76	Page 53	



# VACUUM-FORMED STANDARD INSERTS
























Number of compartments	Basic dimensions of insert L x W x H mm							
	295 x 166 x H	295 x 175 x H	335 x 240 x 71	340 x 250 x H		356 x 211 x H	375 x 265 x 80	442 x 282 x 32
1 - 5		 2423199	 TE 4 K6		 TE 3 S H:40 TE 4-60 H:60			
6 - 8	 2448796 H:39	 2500101 H:42	 TE 8 K6		 TE 6 S H:40 TE 6-60 H:62 TE 9 S H:40 TE 9-60 H:62		 TE 6 K11	
9 - 19	 2448792 H:21  2448797 H:39  2448798 H:39	 2500102 H:42  2500109 H:20  2500103 H:42		 TE 8-4 H:22  TE 12-4 H:22  TE 12 S H:40  TE 12 K H:53	 TE 9 S H:40 TE 9-60 H:62  TE 16-4 H:22  TE 16 S H:40		 TE 9 K11  TE 12 K11	
20 - 29		 2500111 H:20  2500104 H:42		 TE 22 S H:40  TE 24 K H:53	 TE 22 AS H:40  TE 25-4 H:22  TE 25 S H:40			
30 - 39	 2448793 H:21	 2500113 H:20  2500106 H:42  2500107 H:42		 TE 30-4 H:22	 TE 30 S H:40			
40 - 49				 TE 42-4 H:22	 TE 45-4 H:22		 V10-15	
50 - 59	 2448794 H:21  2448795 H:21	 2500110 H:20  2500108 H:42				 V10-13/9 H:11  V10-16/9 H:14		
70 - 89		 2500112 H:20		 TE 81-4 H:22		 V10-12/9 H:11		
	Pages 30 + 31	Pages 36 + 37	Page 56	Pages 78 - 82		Page 59		



Number of compartments	Basic dimensions of insert L x W x H mm						
	120 x 80 x 40	170 x 130 x 37	185 x 108 x H	240 x 170 x 42	261 x 236 x 20	270 x 185 x H	295 x 166 x H
4	 TE 4 K12-6-10		 2448802 H:29		 TE 4 W-6-10		
5 - 10	 TE 6 K12-6-10	 TE 6 K5-6-10	 2448799 H:10	 TE 6 K1-6-10	 TE 5 W-6-10  TE 6 W-6-10	 TE 6 K4-6-10	 2448810 H:39
11 - 17			 2448803 H:29  2448800 H:10  2448804 H:29	 TE 12 K1-6-10	 TE 16 W-6-10  TE 16 AW-6-10		 2448806 H:21  2448811 H:39  2448812 H:39
18 - 35			 2448805 H:29  2448801 H:10		 TE 18 W-6-10  TE 24 W-6-10		 2448807 H:21
36					 TE 36 W-6-10	292 x 175 x 16	
42					 TE 42 W-6-10		
54						 2500114	 2448808 H:21
56					 TE 56 W-6-10		
72/81						 2500115	 2448809 H:21
	Page 100	Page 99	Page 97	Page 100	Page 92	Pages 97 + 99	Page 99



# VACUUM-FORMED STANDARD INSERTS

Number of compartments	Basic dimensions of insert L x W x H mm					
	335 x 240 x 71	340 x 250 x 22	340 x 250 x 40	340 x 250 x 53	340 x 250 x 62	375 x 265 x 80
3			 TE 3 S-6-10			
4	 TE 4 K6-6-10				 TE 4-60-6-10	
6			 TE 6 S-6-10		 TE 6-60-6-10	 TE 6 K11-6-10
8	 TE 8 K6-6-10	 TE 8-4-6-10				
12		 TE 12-4-6-10	 TE 12 S-6-10	 TE 12 K-6-10		 TE 12 K11-6-10
16		 TE 16-4-6-10	 TE 16 S-6-10			
22			 TE 22 S-6-10	 TE 22 AS-6-10		
24				 TE 24 K-6-10		
25		 TE 25-4-6-10	 TE 25 S-6-10			
30		 TE 30-4-6-10	 TE 30 S-6-10			
45		 TE 45-4-6-10				
72/81		 TE 81-4-6-10				
	Page 100	Page 93	Page 94	Page 100	Page 95	Page 100

# LICEFA PACKAGING SOLUTIONS MADE OF PLASTICS 2021



# Licefa



LICEFA GmbH & Co. KG

Lemgoer Straße 11  
D-32108 Bad Salzufflen

Fon +49 (0) 52 22 . 28 04-0

Fax +49 (0) 52 22 . 28 04-35

E-Mail [info@licefa.de](mailto:info@licefa.de)

Internet [www.licefa.de](http://www.licefa.de)



Visit us on our website.