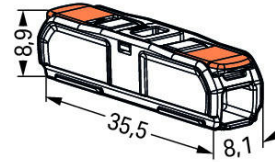


Data sheet | Item number: 221-2411

Inline splicing connector with lever; for all conductor types; max. 4 mm²; 2-conductor; transparent housing; Transparent cover; Surrounding air temperature: max 85°C (T85); 4,00 mm²; transparent

www.wago.com/221-2411



Subject to changes. Please also observe the further product documentation!

WAGO Kontakttechnik GmbH & Co. KG
Hansastr. 27
32423 Minden
Phone: +49571 887-0 | Fax: +49571 887-169
Email: info.de@wago.com | Web: www.wago.com

Do you have any questions about our products?
We are always happy to take your call at 01788 568 008.



Item description

This connector is suitable for worldwide installations.

Data

Electrical data

Ratings per IEC/EN

Ratings per	EN 60664
Nominal voltage (II/2)	450 V
Rated surge voltage (II/2)	4 kV
Rated current	32 A
Legend (ratings)	(II / 2) \triangleq Overvoltage category II / Pollution degree 2

Ratings per UL

Rated voltage UL (Use Group C)	600 V
Rated current UL (Use Group C)	20 A

Connection data

Connection technology	CAGE CLAMP®
Actuation type	Lever
Connectable conductor materials	Copper
Solid conductor	0.2 ... 4 mm ² / 20 ... 14 AWG
Stranded conductor	0.2 ... 2.5 mm ² / 18 ... 14 AWG
Fine-stranded conductor	0.2 ... 4 mm ² / 18 ... 14 AWG
Strip length	11 mm / 0.43 inch
Total number of connection points	2

Physical data

Width	8.1 mm / 0.319 inch
Height	8.9 mm / 0.35 inch
Depth	35.5 mm / 1.398 inch

Material data

Color	transparent
Cover color	transparent

Subject to changes. Please also observe the further product documentation!




Flammability class per UL94	V2
Color of actuator	orange
Weight	2.4 g

Commercial data

Packaging type	box
Country of origin	DE
GTIN	4055144049404
Customs tariff number	85369010000








Approvals / Certificates

UL-Approvals

Logo	Approval	Additional Approval Text	Certificate name
	UL Underwriters Laboratories Inc.	UL 486C	E69654

Optional accessories

Mounting

	Item no.: 209-120 Mounting foot; can be snapped on terminal blocks with snap-in mounting foot; for mounting on relay-modules; 6.4 mm wide; gray	www.wago.com/209-120
	Item no.: 209-123 Mounting foot with screw; can be screwed on terminal blocks with fixing flange; 6.4 mm wide; gray	www.wago.com/209-123
	Item no.: 221-2501 Mounting carrier with strain relief; 1-way; for inline splicing connector with lever; for screw mounting; gray	www.wago.com/221-2501
	Item no.: 221-2502 Mounting carrier with strain relief; 2-way; for inline splicing connector with lever; for screw mounting; gray	www.wago.com/221-2502
	Item no.: 221-2503 Mounting carrier with strain relief; 3-way; for inline splicing connector with lever; for screw mounting; gray	www.wago.com/221-2503
	Item no.: 221-2504 Mounting carrier with strain relief; 4-way; for inline splicing connector with lever; for screw mounting; gray	www.wago.com/221-2504
	Item no.: 221-2505 Mounting carrier with strain relief; 5-way; for inline splicing connector with lever; for screw mounting; gray	www.wago.com/221-2505

Subject to changes. Please also observe the further product documentation!

WAGO Kontakttechnik GmbH & Co. KG
Hansastr. 27
32423 Minden
Phone: +49571 887-0 | Fax: +49571 887-169
Email: info.de@wago.com | Web: www.wago.com

Do you have any questions about our products?
We are always happy to take your call at 01788 568 008.



Item no.: 221-2511	Mounting carrier with strain relief; 1-way; for inline splicing connector with lever; with snap-in mounting foot; gray	www.wago.com/221-2511
Item no.: 221-2512	Mounting carrier with strain relief; 2-way; for inline splicing connector with lever; with snap-in mounting foot; gray	www.wago.com/221-2512
Item no.: 221-2513	Mounting carrier with strain relief; 3-way; for inline splicing connector with lever; with snap-in mounting foot; gray	www.wago.com/221-2513
Item no.: 221-2514	Mounting carrier with strain relief; 4-way; for inline splicing connector with lever; with snap-in mounting foot; gray	www.wago.com/221-2514
Item no.: 221-2515	Mounting carrier with strain relief; 5-way; for inline splicing connector with lever; with snap-in mounting foot; gray	www.wago.com/221-2515
Item no.: 221-2521	Mounting carrier; 1-way; for inline splicing connector with lever; for screw mounting; gray	www.wago.com/221-2521
Item no.: 221-2522	Mounting carrier; 2-way; for inline splicing connector with lever; for screw mounting; gray	www.wago.com/221-2522
Item no.: 221-2523	Mounting carrier; 3-way; for inline splicing connector with lever; for screw mounting; gray	www.wago.com/221-2523
Item no.: 221-2524	Mounting carrier; 4-way; for inline splicing connector with lever; for screw mounting; gray	www.wago.com/221-2524
Item no.: 221-2525	Mounting carrier; 5-way; for inline splicing connector with lever; for screw mounting; gray	www.wago.com/221-2525
Item no.: 221-2531	Mounting carrier; 1-way; for inline splicing connector with lever; with snap-in mounting foot; gray	www.wago.com/221-2531
Item no.: 221-2532	Mounting carrier; 2-way; for inline splicing connector with lever; with snap-in mounting foot; gray	www.wago.com/221-2532
Item no.: 221-2533	Mounting carrier; 3-way; for inline splicing connector with lever; with snap-in mounting foot; gray	www.wago.com/221-2533
Item no.: 221-2534	Mounting carrier; 4-way; for inline splicing connector with lever; with snap-in mounting foot; gray	www.wago.com/221-2534
Item no.: 221-2535	Mounting carrier; 5-way; for inline splicing connector with lever; with snap-in mounting foot; gray	www.wago.com/221-2535

Downloads

Documentation

Additional Information

Technical explanations	Apr 3, 2019	pdf	Download
------------------------	-------------	-----	----------

Subject to changes. Please also observe the further product documentation!

WAGO Kontakttechnik GmbH & Co. KG
Hansastr. 27
32423 Minden
Phone: +49571 887-0 | Fax: +49571 887-169
Email: info.de@wago.com | Web: www.wago.com

Do you have any questions about our products?
We are always happy to take your call at 01788 568 008.

CAD/CAE-Data

CAD data

2D/3D Models 221-2411	URL	Download
-----------------------	-----	----------

CAE data

ZUKEN Portal 221-2411	URL	Download
-----------------------	-----	----------

Environmental Product Compliance

Compliance Search

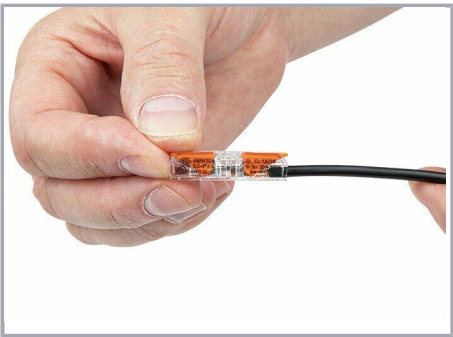
Environmental Product Compliance 221-2411	URL	Download
Inline splicing connector with lever; for all conductor types; max. 4 mm²; 2-conductor; transparent housing; Transparent cover; Surrounding air temperature: max 85°C (T85); 4,00 mm²; transparent		

Installation Notes

Conductor termination




Push up the lever to open the clamping unit and insert the conductor.




Push the lever back down.

Installation

Subject to changes. Please also observe the further product documentation!




Place the inline splicing connector on the carrier in front of the mounting position.




Push the connector to the center position until it snaps into place.


Application




Perfect for test setups



Simple extension of lines



Lighting connection in suspended ceilings



Multi-pole, fixed lighting fixture wiring

Subject to changes. Please also observe the further product documentation!

WAGO Kontakttechnik GmbH & Co. KG
Hansastr. 27
32423 Minden
Phone: +49571 887-0 | Fax: +49571 887-169
Email: info.de@wago.com | Web: www.wago.com

Do you have any questions about our products?
We are always happy to take your call at 01788 568 008.