

Item description

Contains:

COMPACT splicing connector; 0.75 ... 4 mm²

- 240 (2xUVP) x 2-conductor **2773-402**
- 200 (2xUVP) x 3-conductor **2773-403**
- 80 (1xUVP) x 4-conductor **2773-404**
- 120 (2xUVP) x 5-conductor **2773-405**
- 50 (1xUVP) x 6-conductor **2773-406**
- 40 (1xUVP) x 8-conductor **2773-408**

Data

Physical data

Width	442 mm / 17.402 inch
Height	117 mm / 4.606 inch
Depth	357 mm / 14.055 inch

Subject to changes. Please also observe the further product documentation!

WAGO Kontakttechnik GmbH & Co. KG
Hansastr. 27
32423 Minden
Phone: +49571 887-0 | Fax: +49571 887-169
Email: info.de@wago.com | Web: www.wago.com

Do you have any questions about our products?
We are always happy to take your call at +49 (571) 887-44222.



Material data

Weight	1438 g
--------	--------

Commercial data

Packaging type	BOX
Country of origin	DE
GTIN	4055143951241
Customs tariff number	85369010000

Downloads

Documentation

Additional Information

Technical explanations	Apr 3, 2019	pdf 2.2 MB	Download
------------------------	-------------	---------------	----------

Installation Notes

Subject to changes. Please also observe the further product documentation!

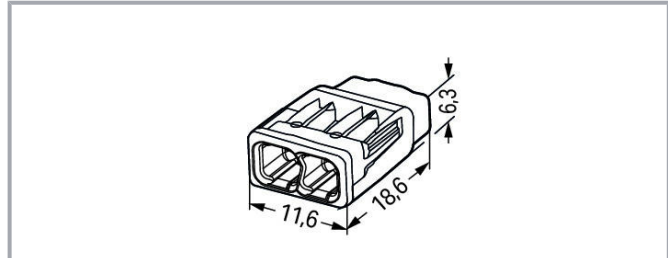

WAGO Kontakttechnik GmbH & Co. KG
Hansastr. 27
32423 Minden
Phone: +49571 887-0 | Fax: +49571 887-169
Email: info.de@wago.com | Web: www.wago.com

Do you have any questions about our products?
We are always happy to take your call at +49 (571) 887-44222.

Data sheet | Item number: 2773-402

COMPACT splicing connector; for solid and stranded conductors; max. 4 mm²; 2-conductor; transparent housing; white cover; Surrounding air temperature: max 85°C (T85); 4,00 mm²; transparent

www.wago.com/2773-402



Item description

Advantages:

- Convenient wiring via extremely compact design
- Push-in termination of up to eight solid and stranded conductors
- Conductor range: 0.75 ... 4 mm² "s" and 1.5 ... 4 mm² "st"
- Any combination of conductor sizes is possible
- PUSH WIRE® connection terminates solid ("s") copper conductors

Subject to changes. Please also observe the further product documentation!

WAGO Kontakttechnik GmbH & Co. KG
Hansastr. 27
32423 Minden
Phone: +49571 887-0 | Fax: +49571 887-169
Email: info.de@wago.com | Web: www.wago.com

Do you have any questions about our products?
We are always happy to take your call at 01788 568 008.



Data

Electrical data

Ratings per IEC/EN

Ratings per	IEC/EN 60998
Nominal voltage (II/2)	450 V
Rated surge voltage (II/2)	4 kV
Rated current	32 A
Legend (ratings)	(II / 2) \triangleq Overvoltage category II / Pollution degree 2

Ratings per UL

Approvals per	UL 486C
Bemessungsspannung UL	600 V
Bemessungsstrom UL	20 A

Connection data

Connection technology	PUSH WIRE®
Actuation type	Push-in
Connectable conductor materials	Copper
Solid conductor	0.75 ... 4 mm ² / 20 ... 12 AWG
Stranded conductor	1.5 ... 4 mm ² / 18 ... 12 AWG
Conductor diameter	1.6 ... 2 mm
Strip length	13 mm / 0.51 inch
Total number of connection points	2
Total number of potentials	1
Wiring direction	Side-entry wiring

Physical data

Width	11.6 mm / 0.457 inch
Height	6.3 mm / 0.248 inch
Depth	18.6 mm / 0.732 inch

Material data

Color	transparent
-------	-------------

Subject to changes. Please also observe the further product documentation!



Cover color	white
Flammability class per UL94	V2
Fire load	0.006 MJ
Weight	1.1 g

Environmental requirements


Surrounding air temperature (operation)	85 °C
Continuous operating temperature	-40 ... +105 °C
Temperature marking per EN 60998	T85

Commercial data


Packaging type	box
Country of origin	DE
GTIN	4055143895408
Customs tariff number	85369010000

Approvals / Certificates

Country specific Approvals


Logo	Approval	Additional Approval Text	Certificate name
	CB DEKRA Certification B.V.	IEC 60998	NL-49187
	KEMA/KEUR DEKRA Certification B.V.	EN 60669	71- 101844

UL-Approvals

Logo	Approval	Additional Approval Text	Certificate name
	UL Underwriters Laboratories Inc.	UL 467	20180215- E201573

Optional accessories

Mounting adapter

	Item no.: 2773-500 Mounting carrier; for single- and double-row con.; 2773 Series; for DIN-35 rail mounting/screw	www.wago.com/2773-500
---	--	--

Subject to changes. Please also observe the further product documentation!

mounting; orange

Downloads

Documentation

Additional Information

Technical explanations

Apr 3, 2019

pdf
2.2 MB

[Download](#)

Environmental Product Compliance

Compliance Search

Environmental Product Compliance 2773-402


[URL](#)

[Download](#)


COMPACT splicing connector; for solid and stranded conductors; max. 4 mm²; 2-conductor; transparent housing; white cover; Surrounding air temperature: max 85°C (T85); 4,00 mm²; transparent

Installation Notes


Conductor termination



Strip solid or stranded conductor to 13 mm (0.51 inch).



The transparent housing shows if conductors are fully inserted; within the colored base, a clear port shows if the conductor's strip length is correct. Conductors are correctly stripped if the clear port shows no bare conductor on the unprinted connector side. Picture shows center conductor with exceeded strip length.



Termination: Insert the stripped conductor until it hits the backstop.

Subject to changes. Please also observe the further product documentation!

WAGO Kontakttechnik GmbH & Co. KG

Hansastr. 27


32423 Minden

Phone: +49571 887-0 | Fax: +49571 887-169


Email: info.de@wago.com | Web: www.wago.com

Do you have any questions about our products?


We are always happy to take your call at 01788 568 008.



Removal: Hold solid conductor to be removed and twist alternately left and right while pulling the connector.



Solid conductors are inserted into the connector by simply pushing them in.




Stranded conductors are inserted into the connector by simply pushing them in.

Testing




Testing via test port opposite to conductor entry.

Application



Thanks to their flat and compact design, these connectors are ideal for wiring in flush-mount switch boxes.

Subject to changes. Please also observe the further product documentation!



With six variants, always have the right connector.

Subject to changes. Please also observe the further product documentation!

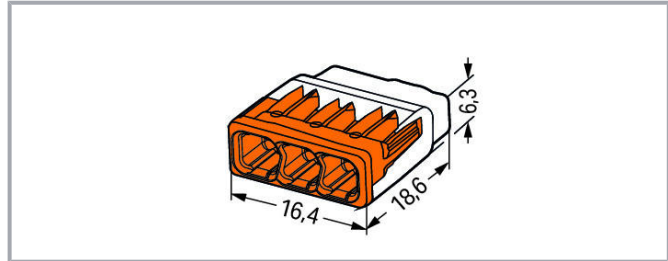

WAGO Kontakttechnik GmbH & Co. KG
Hansastr. 27
32423 Minden
Phone: +49571 887-0 | Fax: +49571 887-169
Email: info.de@wago.com | Web: www.wago.com

Do you have any questions about our products?
We are always happy to take your call at 01788 568 008.

Data sheet | Item number: 2773-403

COMPACT splicing connector; for solid and stranded conductors; max. 4 mm²; 3-conductor; transparent housing; orange cover; Surrounding air temperature: max 85°C (T85); 4,00 mm²; transparent

www.wago.com/2773-403



Item description

Advantages:

- Convenient wiring via extremely compact design
- Push-in termination of up to eight solid and stranded conductors
- Conductor range: 0.75 ... 4 mm² "s" and 1.5 ... 4 mm² "st"
- Any combination of conductor sizes is possible
- PUSH WIRE® connection terminates solid ("s") copper conductors

Data

Electrical data

Ratings per IEC/EN

Ratings per	IEC/EN 60998
Nominal voltage (II/2)	450 V
Rated surge voltage (II/2)	4 kV
Rated current	32 A
Legend (ratings)	(II / 2) ≙ Overvoltage category II / Pollution degree 2

Ratings per UL

Approvals per	UL 486C
---------------	---------

Subject to changes. Please also observe the further product documentation!

WAGO Kontakttechnik GmbH & Co. KG
Hansastr. 27
32423 Minden
Phone: +49571 887-0 | Fax: +49571 887-169
Email: info.de@wago.com | Web: www.wago.com

Do you have any questions about our products?
We are always happy to take your call at 01788 568 008.



Bemessungsspannung UL	600 V
Bemessungsstrom UL	20 A

Connection data

Connection technology	PUSH WIRE®
Actuation type	Push-in
Connectable conductor materials	Copper
Solid conductor	0.75 ... 4 mm² / 20 ... 12 AWG
Stranded conductor	1.5 ... 4 mm² / 18 ... 12 AWG
Conductor diameter	1.6 ... 2 mm
Strip length	13 mm / 0.51 inch
Total number of connection points	3
Total number of potentials	1
Wiring direction	Side-entry wiring

Physical data

Width	16.4 mm / 0.646 inch
Height	6.3 mm / 0.248 inch
Depth	18.6 mm / 0.732 inch

Material data

Color	transparent
Cover color	orange
Flammability class per UL94	V2
Fire load	0.007 MJ
Weight	1.6 g

Environmental requirements

Surrounding air temperature (operation)	85 °C
Continuous operating temperature	-40 ... +105 °C
Temperature marking per EN 60998	T85

Commercial data

Packaging type	box
Country of origin	DE
GTIN	4055143927550

Subject to changes. Please also observe the further product documentation!

WAGO Kontakttechnik GmbH & Co. KG
Hansastr. 27
32423 Minden
Phone: +49571 887-0 | Fax: +49571 887-169
Email: info.de@wago.com | Web: www.wago.com

Do you have any questions about our products?
We are always happy to take your call at 01788 568 008.




Customs tariff number


85369010000

Approvals / Certificates

Country specific Approvals


Logo	Approval	Additional Approval Text	Certificate name
	CB DEKRA Certification B.V.	IEC 60998	NL-49187
	KEMA/KEUR DEKRA Certification B.V.	EN 60669	71- 101844

UL-Approvals

Logo	Approval	Additional Approval Text	Certificate name
	UL Underwriters Laboratories Inc.	UL 467	20180215- E201573

Optional accessories

Mounting adapter

	Item no.: 2773-500 Mounting carrier; for single- and double-row con.; 2773 Series; for DIN-35 rail mounting/screw mounting; orange	www.wago.com/2773-500
---	--	--

Downloads

Documentation

Additional Information

Technical explanations	Apr 3, 2019	pdf 2.2 MB	Download
------------------------	-------------	---------------	----------

Environmental Product Compliance

Compliance Search


Environmental Product Compliance 2773-403	URL	Download
---	-----	----------

Subject to changes. Please also observe the further product documentation!


COMPACT splicing connector; for solid and stranded conductors; max. 4 mm²; 3-conductor; transparent housing; orange cover; Surrounding air temperature: max 85° C (T85); 4,00 mm²; transparent

Installation Notes


Conductor termination




Strip solid or stranded conductor to 13 mm (0.51 inch).




The transparent housing shows if conductors are fully inserted; within the colored base, a clear port shows if the conductor's strip length is correct. Conductors are correctly stripped if the clear port shows no bare conductor on the unprinted connector side. Picture shows center conductor with exceeded strip length.




Termination: Insert the stripped conductor until it hits the backstop.



Removal: Hold solid conductor to be removed and twist alternately left and right while pulling the connector.



Solid conductors are inserted into the connector by simply pushing them in.



Stranded conductors are inserted into the connector by simply pushing them in.


Testing

Subject to changes. Please also observe the further product documentation!




Testing via test port opposite to conductor entry.

Application



Thanks to their flat and compact design, these connectors are ideal for wiring in flush-mount switch boxes.



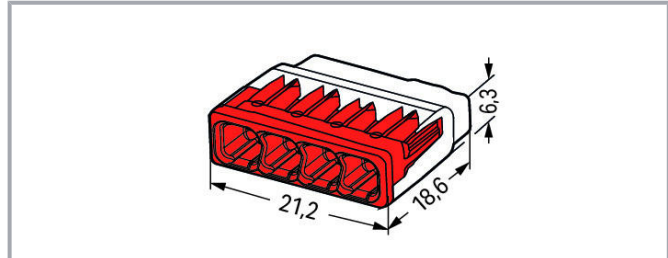

With six variants, always have the right connector.

Subject to changes. Please also observe the further product documentation!

Data sheet | Item number: 2773-404

COMPACT splicing connector; for solid and stranded conductors; max. 4 mm²; 4-conductor; transparent housing; red cover; Surrounding air temperature: max 85°C (T85); 4,00 mm²; transparent

www.wago.com/2773-404



Item description

Advantages:

- Convenient wiring via extremely compact design
- Push-in termination of up to eight solid and stranded conductors
- Conductor range: 0.75 ... 4 mm² "s" and 1.5 ... 4 mm² "st"
- Any combination of conductor sizes is possible
- PUSH WIRE® connection terminates solid ("s") copper conductors

Data

Electrical data

Subject to changes. Please also observe the further product documentation!

WAGO Kontakttechnik GmbH & Co. KG
Hansastr. 27
32423 Minden
Phone: +49571 887-0 | Fax: +49571 887-169
Email: info.de@wago.com | Web: www.wago.com

Do you have any questions about our products?
We are always happy to take your call at 01788 568 008.



Ratings per IEC/EN

Ratings per	IEC/EN 60998
Nominal voltage (II/2)	450 V
Rated surge voltage (II/2)	4 kV
Rated current	32 A
Legend (ratings)	(II / 2) \triangleq Overvoltage category II / Pollution degree 2

Ratings per UL

Approvals per	UL 486C
Bemessungsspannung UL	600 V
Bemessungsstrom UL	20 A

Connection data

Connection technology	PUSH WIRE®
Actuation type	Push-in
Connectable conductor materials	Copper
Solid conductor	0.75 ... 4 mm ² / 20 ... 12 AWG
Stranded conductor	1.5 ... 4 mm ² / 18 ... 12 AWG
Conductor diameter	1.6 ... 2 mm
Strip length	13 mm / 0.51 inch
Total number of connection points	4
Total number of potentials	1
Wiring direction	Side-entry wiring

Physical data

Width	21.2 mm / 0.835 inch
Height	6.3 mm / 0.248 inch
Depth	18.6 mm / 0.732 inch

Material data

Color	transparent
Cover color	red
Flammability class per UL94	V2
Fire load	0.01 MJ
Weight	2.1 g

Subject to changes. Please also observe the further product documentation!

Environmental requirements


Surrounding air temperature (operation)	85 °C
Continuous operating temperature	-40 ... +105 °C
Temperature marking per EN 60998	T85

Commercial data


Packaging type	box
Country of origin	DE
GTIN	4055143918985
Customs tariff number	85369010000

Approvals / Certificates

Country specific Approvals


Logo	Approval	Additional Approval Text	Certificate name
	CB DEKRA Certification B.V.	IEC 60998	NL-49187
	KEMA/KEUR DEKRA Certification B.V.	EN 60669	71- 101844

UL-Approvals

Logo	Approval	Additional Approval Text	Certificate name
	UL Underwriters Laboratories Inc.	UL 467	20180215- E201573

Optional accessories

Mounting adapter

	Item no.: 2773-500 Mounting carrier; for single- and double-row con.; 2773 Series; for DIN-35 rail mounting/screw mounting; orange	www.wago.com/2773-500
---	---	--

Subject to changes. Please also observe the further product documentation!

Downloads

Documentation

Additional Information

Technical explanations

Apr 3, 2019

pdf
2.2 MB

[Download](#)

Environmental Product Compliance

Compliance Search

Environmental Product Compliance 2773-404


[URL](#)

[Download](#)


COMPACT splicing connector; for solid and stranded conductors; max. 4 mm²; 4-conductor; transparent housing; red cover; Surrounding air temperature: max 85°C (T85); 4,00 mm²; transparent

Installation Notes


Conductor termination



Strip solid or stranded conductor to 13 mm (0.51 inch).



The transparent housing shows if conductors are fully inserted; within the colored base, a clear port shows if the conductor's strip length is correct. Conductors are correctly stripped if the clear port shows no bare conductor on the unprinted connector side. Picture shows center conductor with exceeded strip length.



Termination: Insert the stripped conductor until it hits the backstop.

Subject to changes. Please also observe the further product documentation!

WAGO Kontakttechnik GmbH & Co. KG

Hansastr. 27


32423 Minden

Phone: +49571 887-0 | Fax: +49571 887-169


Email: info.de@wago.com | Web: www.wago.com

Do you have any questions about our products?


We are always happy to take your call at 01788 568 008.



Removal: Hold solid conductor to be removed and twist alternately left and right while pulling the connector.



Solid conductors are inserted into the connector by simply pushing them in.




Stranded conductors are inserted into the connector by simply pushing them in.

Testing




Testing via test port opposite to conductor entry.

Application



Thanks to their flat and compact design, these connectors are ideal for wiring in flush-mount switch boxes.

Subject to changes. Please also observe the further product documentation!



With six variants, always have the right connector.

Subject to changes. Please also observe the further product documentation!


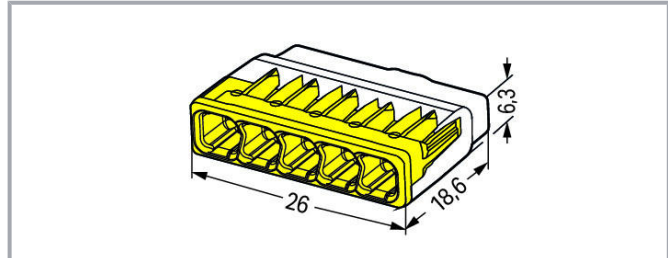
WAGO Kontakttechnik GmbH & Co. KG
Hansastr. 27
32423 Minden
Phone: +49571 887-0 | Fax: +49571 887-169
Email: info.de@wago.com | Web: www.wago.com

Do you have any questions about our products?
We are always happy to take your call at 01788 568 008.

Data sheet | Item number: 2773-405

COMPACT splicing connector; for solid and stranded conductors; max. 4 mm²; 5-conductor; transparent housing; yellow cover; Surrounding air temperature: max 85°C (T85); 4,00 mm²; transparent

www.wago.com/2773-405



Item description

Advantages:

- Convenient wiring via extremely compact design
- Push-in termination of up to eight solid and stranded conductors
- Conductor range: 0.75 ... 4 mm² "s" and 1.5 ... 4 mm² "st"
- Any combination of conductor sizes is possible
- PUSH WIRE® connection terminates solid ("s") copper conductors

Subject to changes. Please also observe the further product documentation!

WAGO Kontakttechnik GmbH & Co. KG
Hansastr. 27
32423 Minden
Phone: +49571 887-0 | Fax: +49571 887-169
Email: info.de@wago.com | Web: www.wago.com

Do you have any questions about our products?
We are always happy to take your call at 01788 568 008.

**Data****Electrical data****Ratings per IEC/EN**

Ratings per	IEC/EN 60998
Nominal voltage (II/2)	450 V
Rated surge voltage (II/2)	4 kV
Rated current	32 A
Legend (ratings)	(II / 2) Δ Overvoltage category II / Pollution degree 2

Ratings per UL

Approvals per	UL 486C
Bemessungsspannung UL	600 V
Bemessungsstrom UL	20 A

Connection data

Connection technology	PUSH WIRE®
Actuation type	Push-in
Connectable conductor materials	Copper
Solid conductor	0.75 ... 4 mm ² / 20 ... 12 AWG
Stranded conductor	1.5 ... 4 mm ² / 18 ... 12 AWG
Conductor diameter	1.6 ... 2 mm
Strip length	13 mm / 0.51 inch
Total number of connection points	5
Total number of potentials	1
Wiring direction	Side-entry wiring

Physical data

Width	26 mm / 1.024 inch
Height	6.3 mm / 0.248 inch
Depth	18.6 mm / 0.732 inch

Material data

Color	transparent
Cover color	yellow
Flammability class per UL94	V2

Subject to changes. Please also observe the further product documentation!



Fire load	0.012 MJ
Weight	2.6 g

Environmental requirements


Surrounding air temperature (operation)	85 °C
Continuous operating temperature	-40 ... +105 °C
Temperature marking per EN 60998	T85

Commercial data


Packaging type	box
Country of origin	DE
GTIN	4055143919241
Customs tariff number	85369010000

Approvals / Certificates

Country specific Approvals


Logo	Approval	Additional Approval Text	Certificate name
	CB DEKRA Certification B.V.	IEC 60998	NL-49187
	KEMA/KEUR DEKRA Certification B.V.	EN 60669	71- 101844

UL-Approvals

Logo	Approval	Additional Approval Text	Certificate name
	UL Underwriters Laboratories Inc.	UL 467	20180215- E201573

Optional accessories

Mounting adapter

	Item no.: 2773-500 Mounting carrier; for single- and double-row con.; 2773 Series; for DIN-35 rail mounting/screw mounting; orange	www.wago.com/2773-500
---	---	--

Subject to changes. Please also observe the further product documentation!

Downloads Documentation

Additional Information

Technical explanations

Apr 3, 2019

pdf
2.2 MB

[Download](#)

Environmental Product Compliance

Compliance Search

Environmental Product Compliance 2773-405


[URL](#)

[Download](#)


COMPACT splicing connector; for solid and stranded conductors; max. 4 mm²; 5-conductor; transparent housing; yellow cover; Surrounding air temperature: max 85° C (T85); 4,00 mm²; transparent

Installation Notes


Conductor termination



Strip solid or stranded conductor to 13 mm (0.51 inch).



The transparent housing shows if conductors are fully inserted; within the colored base, a clear port shows if the conductor's strip length is correct. Conductors are correctly stripped if the clear port shows no bare conductor on the unprinted connector side. Picture shows center conductor with exceeded strip length.




Termination: Insert the stripped conductor until it hits the backstop.


Subject to changes. Please also observe the further product documentation!

WAGO Kontakttechnik GmbH & Co. KG
Hansastr. 27
32423 Minden
Phone: +49571 887-0 | Fax: +49571 887-169
Email: info.de@wago.com | Web: www.wago.com


Do you have any questions about our products?
We are always happy to take your call at 01788 568 008.



Removal: Hold solid conductor to be removed and twist alternately left and right while pulling the connector.



Solid conductors are inserted into the connector by simply pushing them in.




Stranded conductors are inserted into the connector by simply pushing them in.

Testing




Testing via test port opposite to conductor entry.

Application



Thanks to their flat and compact design, these connectors are ideal for wiring in flush-mount switch boxes.

Subject to changes. Please also observe the further product documentation!



With six variants, always have the right connector.

Subject to changes. Please also observe the further product documentation!

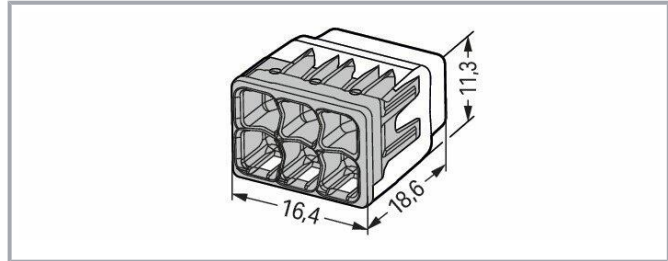
WAGO Kontakttechnik GmbH & Co. KG
Hansastr. 27
32423 Minden
Phone: +49571 887-0 | Fax: +49571 887-169
Email: info.de@wago.com | Web: www.wago.com

Do you have any questions about our products?
We are always happy to take your call at 01788 568 008.

Data sheet | Item number: 2773-406

COMPACT splicing connector; for solid and stranded conductors; max. 4 mm²; 6-conductor; transparent housing; Gray cover; Surrounding air temperature: max 85°C (T85); 4,00 mm²; transparent

www.wago.com/2773-406



Item description

Advantages:

- Convenient wiring via extremely compact design
- Push-in termination of up to eight solid and stranded conductors
- Conductor range: 0.75 ... 4 mm² "s" and 1.5 ... 4 mm² "st"

Subject to changes. Please also observe the further product documentation!

WAGO Kontakttechnik GmbH & Co. KG
Hansastr. 27
32423 Minden
Phone: +49571 887-0 | Fax: +49571 887-169
Email: info.de@wago.com | Web: www.wago.com

Do you have any questions about our products?
We are always happy to take your call at 01788 568 008.



- Any combination of conductor sizes is possible
- PUSH WIRE® connection terminates solid ("s") copper conductors

Data

Electrical data

Ratings per IEC/EN

Ratings per	IEC/EN 60998
Nominal voltage (II/2)	450 V
Rated surge voltage (II/2)	4 kV
Rated current	32 A
Legend (ratings)	(II / 2) \triangleq Overvoltage category II / Pollution degree 2

Ratings per UL

Approvals per	UL 486C
Bemessungsspannung UL	600 V
Bemessungsstrom UL	20 A

Connection data

Connection technology	PUSH WIRE®
Actuation type	Push-in
Connectable conductor materials	Copper
Solid conductor	0.75 ... 4 mm ² / 20 ... 12 AWG
Stranded conductor	1.5 ... 4 mm ² / 18 ... 12 AWG
Conductor diameter	1.6 ... 2 mm
Strip length	13 mm / 0.51 inch
Total number of connection points	6
Total number of potentials	1
Wiring direction	Side-entry wiring

Physical data

Width	16.4 mm / 0.646 inch
Height	11.3 mm / 0.445 inch
Depth	18.6 mm / 0.732 inch

Subject to changes. Please also observe the further product documentation!

WAGO Kontakttechnik GmbH & Co. KG
 Hansastr. 27
 32423 Minden
 Phone: +49571 887-0 | Fax: +49571 887-169
 Email: info.de@wago.com | Web: www.wago.com

Do you have any questions about our products?
 We are always happy to take your call at 01788 568 008.

Material data

Color	transparent
Cover color	gray
Flammability class per UL94	V2
Weight	2.6 g

Environmental requirements


Surrounding air temperature (operation)	85 °C
Continuous operating temperature	-40 ... +105 °C
Temperature marking per EN 60998	T85

Commercial data


Packaging type	box
Country of origin	DE
GTIN	4055143927666
Customs tariff number	85369010000

Approvals / Certificates

Country specific Approvals

Logo	Approval	Additional Approval Text	Certificate name
	CB DEKRA Certification B.V.	IEC 60998	NL-49187
	KEMA/KEUR DEKRA Certification B.V.	EN 60669	71- 101844


UL-Approvals

Logo	Approval	Additional Approval Text	Certificate name
	UL Underwriters Laboratories Inc.	UL 467	20180215- E201573

Subject to changes. Please also observe the further product documentation!

Optional accessories

Mounting adapter

	Item no.: 2773-500 Mounting carrier; for single- and double-row con.; 2773 Series; for DIN-35 rail mounting/screw mounting; orange	www.wago.com/2773-500
--	--	--

Downloads

Documentation

Additional Information

Technical explanations	Apr 3, 2019	pdf 2.2 MB	Download
------------------------	-------------	---------------	----------


Environmental Product Compliance

Compliance Search

Environmental Product Compliance 2773-406 COMPACT splicing connector; for solid and stranded conductors; max. 4 mm ² ; 6-conductor; transparent housing; Gray cover; Surrounding air temperature: max 85°C (T85); 4,00 mm ² ; transparent	URL	Download
--	-----	----------

Installation Notes

Conductor termination




Strip solid or stranded conductor to 13 mm (0.51 inch).


Subject to changes. Please also observe the further product documentation!

WAGO Kontakttechnik GmbH & Co. KG
 Hansastr. 27
 32423 Minden
 Phone: +49571 887-0 | Fax: +49571 887-169
 Email: info.de@wago.com | Web: www.wago.com


Do you have any questions about our products?
 We are always happy to take your call at 01788 568 008.




The transparent housing shows if conductors are fully inserted; within the colored base, a clear port shows if the conductor's strip length is correct. Conductors are correctly stripped if the clear port shows no bare conductor on the unprinted connector side. Picture shows center conductor with exceeded strip length.




Termination: Insert the stripped conductor until it hits the backstop.



Removal: Hold solid conductor to be removed and twist alternately left and right while pulling the connector.



Solid conductors are inserted into the connector by simply pushing them in.



Stranded conductors are inserted into the connector by simply pushing them in.


Testing




Testing via test port opposite to conductor entry.

Subject to changes. Please also observe the further product documentation!

Application



Thanks to their flat and compact design, these connectors are ideal for wiring in flush-mount switch boxes.



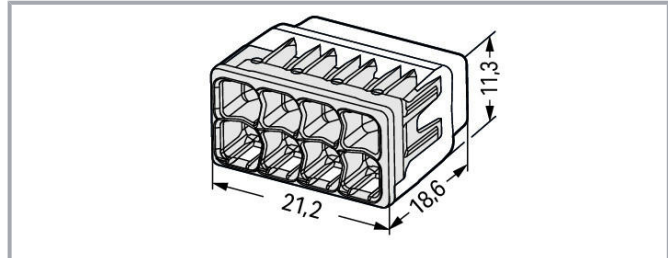

With six variants, always have the right connector.

Subject to changes. Please also observe the further product documentation!

Data sheet | Item number: 2773-408

COMPACT splicing connector; for solid and stranded conductors; max. 4 mm²; 8-conductor; transparent housing; light gray cover; Surrounding air temperature: max 85°C (T85); 4,00 mm²; transparent

www.wago.com/2773-408



Item description

Advantages:

- Convenient wiring via extremely compact design
- Push-in termination of up to eight solid and stranded conductors
- Conductor range: 0.75 ... 4 mm² "s" and 1.5 ... 4 mm² "st"
- Any combination of conductor sizes is possible
- PUSH WIRE® connection terminates solid ("s") copper conductors

Subject to changes. Please also observe the further product documentation!

WAGO Kontakttechnik GmbH & Co. KG
Hansastr. 27
32423 Minden
Phone: +49571 887-0 | Fax: +49571 887-169
Email: info.de@wago.com | Web: www.wago.com

Do you have any questions about our products?
We are always happy to take your call at 01788 568 008.



Data

Electrical data

Ratings per IEC/EN

Ratings per	IEC/EN 60998
Nominal voltage (II/2)	450 V
Rated surge voltage (II/2)	4 kV
Rated current	32 A
Legend (ratings)	(II / 2) △ Overvoltage category II / Pollution degree 2

Ratings per UL

Approvals per	UL 486C
Bemessungsstrom UL	20 A
Rated voltage UL (Use Group C)	600 V

Connection data

Connection technology	PUSH WIRE®
Actuation type	Push-in
Connectable conductor materials	Copper
Solid conductor	0.75 ... 4 mm² / 20 ... 12 AWG
Stranded conductor	1.5 ... 4 mm² / 18 ... 12 AWG
Conductor diameter	1.6 ... 2 mm
Strip length	13 mm / 0.51 inch
Total number of connection points	8
Total number of potentials	1
Wiring direction	Side-entry wiring

Physical data

Width	21.2 mm / 0.835 inch
Height	11.3 mm / 0.445 inch
Depth	18.6 mm / 0.732 inch

Material data

Color	transparent
Cover color	light gray

Subject to changes. Please also observe the further product documentation!

WAGO Kontakttechnik GmbH & Co. KG
 Hansastr. 27
 32423 Minden
 Phone: +49571 887-0 | Fax: +49571 887-169
 Email: info.de@wago.com | Web: www.wago.com

Do you have any questions about our products?
 We are always happy to take your call at 01788 568 008.



Flammability class per UL94	V2
Weight	3.4 g

Environmental requirements


Surrounding air temperature (operation)	85 °C
Continuous operating temperature	-40 ... +105 °C
Temperature marking per EN 60998	T85

Commercial data


Packaging type	box
Country of origin	DE
GTIN	4055143927192
Customs tariff number	85369010000

Approvals / Certificates

Country specific Approvals


Logo	Approval	Additional Approval Text	Certificate name
	CB DEKRA Certification B.V.	IEC 60998	NL-49187
	KEMA/KEUR DEKRA Certification B.V.	EN 60669	71- 101844

UL-Approvals

Logo	Approval	Additional Approval Text	Certificate name
	UL Underwriters Laboratories Inc.	UL 467	20180215- E201573

Optional accessories

Mounting adapter

	Item no.: 2773-500 Mounting carrier; for single- and double-row con.; 2773 Series; for DIN-35 rail mounting/screw mounting; orange	www.wago.com/2773-500
---	---	--

Subject to changes. Please also observe the further product documentation!

Downloads Documentation

Additional Information

Technical explanations

Apr 3, 2019

pdf
2.2 MB

[Download](#)

Environmental Product Compliance

Compliance Search

Environmental Product Compliance 2773-408

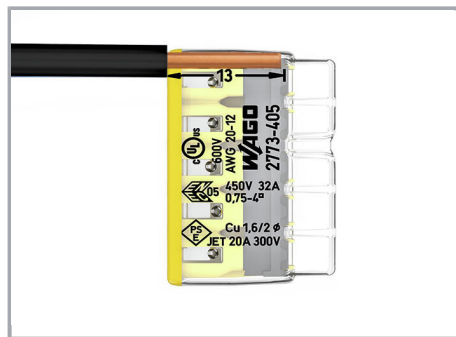
[URL](#)

[Download](#)


COMPACT splicing connector; for solid and stranded conductors; max. 4 mm²; 8-conductor; transparent housing; light gray cover; Surrounding air temperature: max 85°C (T85); 4,00 mm²; transparent

Installation Notes


Conductor termination



Strip solid or stranded conductor to 13 mm (0.51 inch).



The transparent housing shows if conductors are fully inserted; within the colored base, a clear port shows if the conductor's strip length is correct. Conductors are correctly stripped if the clear port shows no bare conductor on the unprinted connector side. Picture shows center conductor with exceeded strip length.




Termination: Insert the stripped conductor until it hits the backstop.


Subject to changes. Please also observe the further product documentation!

WAGO Kontakttechnik GmbH & Co. KG
Hansastr. 27
32423 Minden
Phone: +49571 887-0 | Fax: +49571 887-169
Email: info.de@wago.com | Web: www.wago.com


Do you have any questions about our products?
We are always happy to take your call at 01788 568 008.



Removal: Hold solid conductor to be removed and twist alternately left and right while pulling the connector.



Solid conductors are inserted into the connector by simply pushing them in.




Stranded conductors are inserted into the connector by simply pushing them in.

Testing




Testing via test port opposite to conductor entry.

Application



Thanks to their flat and compact design, these connectors are ideal for wiring in flush-mount switch boxes.

Subject to changes. Please also observe the further product documentation!



With six variants, always have the right connector.

Subject to changes. Please also observe the further product documentation!

WAGO Kontakttechnik GmbH & Co. KG
Hansastr. 27
32423 Minden
Phone: +49571 887-0 | Fax: +49571 887-169
Email: info.de@wago.com | Web: www.wago.com

Do you have any questions about our products?
We are always happy to take your call at 01788 568 008.