



Wire Protection & Management > Interconnect Devices > SolderSleeve Shield Terminators



SolderSleeve Shield Terminator Product Type: **Shield Terminator**

Operating Temperature (Max): **125 °C**

Expanded Inside Diameter (Min): **6.99 mm [.275 in]**

Recovered Inside Diameter (Max): **3.68 mm [.145 in]**

Pre-Installed Lead: **Yes**

Features

Product Type Features

SolderSleeve Shield Terminator Product Type	Shield Terminator
---	-------------------

Configuration Features

Pre-Installed Lead	Yes
--------------------	-----

Dimensions

Expanded Inside Diameter (Min)	6.99 mm [.275 in]
Recovered Inside Diameter (Max)	3.68 mm [.145 in]

Usage Conditions

Operating Temperature (Max)	125 °C
Resistance Properties	Immersion Protection
Wire Temperature (Max)	105 °C

Product Compliance

[For compliance documentation, visit the product page on TE.com>](#)

EU RoHS Directive 2011/65/EU	Not Compliant
EU ELV Directive 2000/53/EC	Not Compliant
China RoHS 2 Directive MIIT Order No 32, 2016	Restricted Materials Above Threshold
EU REACH Regulation (EC) No. 1907/2006	Current ECHA Candidate List: JAN 2021 (211)



Candidate List Declared Against: JAN 2021 (211)

SVHC > Threshold:

Pb (32% in Solder)

Cd (18% in Solder)

Article Safe Usage Statements:

Use personal protective equipment as required. Do not eat, drink or smoke when using this product. Wash thoroughly after handling. Recycle if possible and dispose of the article by following all applicable governmental regulations relevant to your geographic location.

Halogen Content

BFR/CFR/PVC Free, but Br/Cl >900 ppm in other sources.

Solder Process Capability

Not applicable for solder process capability

Product Compliance Disclaimer

This information is provided based on reasonable inquiry of our suppliers and represents our current actual knowledge based on the information they provided. This information is subject to change. The part numbers that TE has identified as EU RoHS compliant have a maximum concentration of 0.1% by weight in homogenous materials for lead, hexavalent chromium, mercury, PBB, PBDE, DBP, BBP, DEHP, DIBP, and 0.01% for cadmium, or qualify for an exemption to these limits as defined in the Annexes of Directive 2011/65/EU (RoHS2). Finished electrical and electronic equipment products will be CE marked as required by Directive 2011/65/EU. Components may not be CE marked. Additionally, the part numbers that TE has identified as EU ELV compliant have a maximum concentration of 0.1% by weight in homogenous materials for lead, hexavalent chromium, and mercury, and 0.01% for cadmium, or qualify for an exemption to these limits as defined in the Annexes of Directive 2000/53/EC (ELV). Regarding the REACH Regulation, the information TE provides on SVHC in articles for this part number is based on the latest European Chemicals Agency (ECHA) 'Guidance on requirements for substances in articles' posted at this URL: <https://echa.europa.eu/guidance-documents/guidance-on-reach>

Compatible Parts



TE Part # CJ2087-000
HL2010E-KIT-120V

Customers Also Bought



TE Part #1-179608-8
CT DBL ROW HOLDER,MT,18P,NA



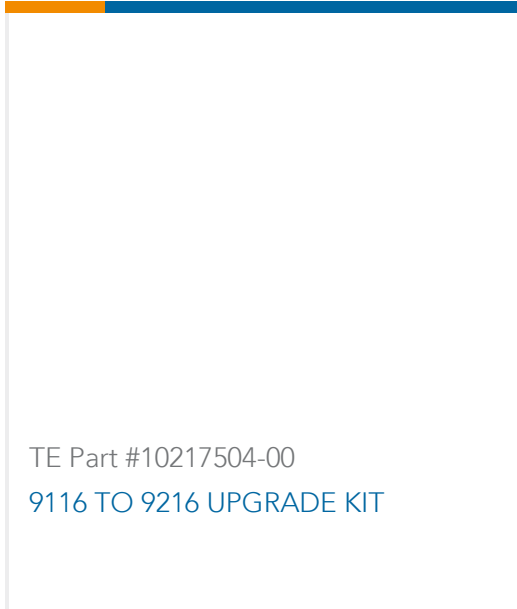
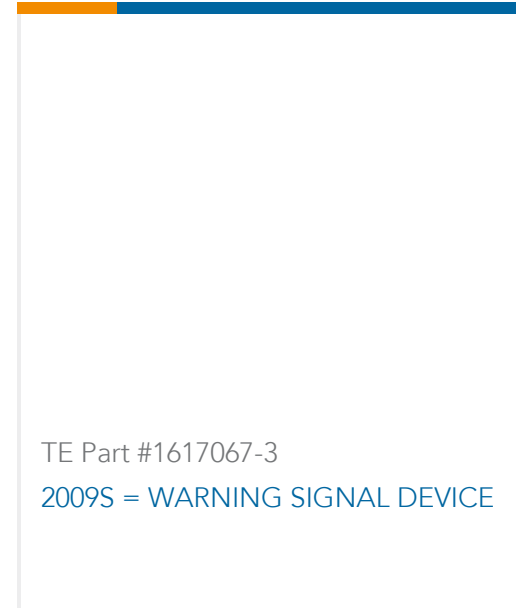

TE Part #1-2176328-2
CRGP 1206 82R 1%



TE Part #1616089-3
DH14AT=RELAY



TE Part #1616037-1
DH14B3=RELAY



Documents

Product Drawings

[CWT-3809-W1](#)

English

Datasheets & Catalog Pages

[1654025_Sec8_B-155_CWT_D-110_D-1744](#)

English

[Raychem Electrical Interconnect Products](#)

English

Product Specifications

[SolderSleeve One-Step Wire and Cable Terminators Installation Procedures for CWT and B-155 Products](#)

English