

Cable connector - M17-3ES1N8A8003 - 1629042

Please be informed that the data shown in this PDF Document is generated from our Online Catalog. Please find the complete data in the user's documentation. Our General Terms of Use for Downloads are valid (<http://phoenixcontact.com/download>)




Cable connector, straight, shielded: yes, Screw locking, M17, No. of pos.: 3+PE, Direction of rotation: Standard, type of contact: Socket, contact diameter 2 mm, Crimp connection, cable diameter range: 5.5 mm ... 9.5 mm, coding:N

Your advantages

- ✓ Solutions with cross-manufacturer compatibility for standard and fast locking systems
- ✓ Reliable under the harshest conditions: cable connectors with vibration brake
- ✓ Modern, consistent design for highly convenient operation
- ✓ Easy, cost-effective cable assembly: uniform shielding of M17 to M40



Key Commercial Data

| | |
|--------------------------------------|---|
| Packing unit | 1 pc |
| GTIN |  4 055626 706214 |
| GTIN | 4055626706214 |
| Weight per Piece (excluding packing) | 22.220 g |
| Custom tariff number | 85366990 |
| Sales Key | ABRCHA |

Technical data

Temperature range

| | |
|---------------------|--|
| Ambient temperature | -40 °C ... 105 °C (see derating curve) |
|---------------------|--|

Standards and Regulations

| | |
|-------------|---|
| Safety note | WARNING: The connectors may not be plugged in or disconnected under load. Ignoring the warning or improper use may damage persons and/or property. |
| | • WARNING: Commission properly functioning products only. The products must be regularly inspected for damage. Decommission defective products immediately. Replace damaged products. Repairs are not possible. |
| | • WARNING: Only electrically qualified personnel may install and operate the product. They must observe the following safety notes. |

Cable connector - M17-3ES1N8A8003 - 1629042

Technical data

Standards and Regulations

| | |
|--|--|
| | The qualified personnel must be familiar with the basics of electrical engineering. They must be able to recognize and prevent danger. The relevant symbol on the packaging indicates that only personnel familiar with electrical engineering are allowed to install and operate the product. |
| | <ul style="list-style-type: none"> The products are suitable for applications in plant, controller, and electrical device engineering. |
| | <ul style="list-style-type: none"> When operating the connectors in outdoor applications, they must be separately protected against environmental influences. |
| | <ul style="list-style-type: none"> Assembled products may not be manipulated or improperly opened. |
| | <ul style="list-style-type: none"> Only use mating connectors that are specified in the technical data of the standards listed (e.g. the ones listed in the product accessories online at phoenixcontact.com/products). |
| | <ul style="list-style-type: none"> When using the product in direct connection with third-party manufacturers, the user is responsible. |
| | <ul style="list-style-type: none"> For operating voltages > 50 V AC, conductive connector housings must be grounded |
| | <ul style="list-style-type: none"> Ensure that the protective or functional ground has been properly connected. |
| | <ul style="list-style-type: none"> VDE 0100/1.97 § 411.1.3.2 and DIN EN 60 204/11.98 § 14.1.3 are applicable when combining several circuits in a cable and/or connector |
| | <ul style="list-style-type: none"> Only use tools recommended by Phoenix Contact |
| | <ul style="list-style-type: none"> The installation notes/Design In documents online on the download page at phoenixcontact.com/products must be observed for this product. |
| | <ul style="list-style-type: none"> Operate the connector only when it is fully plugged in and interlocked. |
| | <ul style="list-style-type: none"> Ensure that when laying the cable, the tensile load on the connectors does not exceed the upper limit specified in the standards. |
| | <ul style="list-style-type: none"> Observe the minimum bending radius of the cable. Lay the cable without twisting it. |
| | <ul style="list-style-type: none"> The connector warms up in normal operation. Depending on the ambient conditions, the surface of the connector can continue to warm up. In this case, the user is responsible for posting warnings (e.g. DIN EN ISO 13732-1:2008-12). |

Data of the insulating body

| | |
|--|-----------------------------------|
| Coding | N |
| Insulator material | PA 6.6 |
| Insertion/withdrawal cycles mechanical | 100 |
| Contact connection method | Crimp connection |
| Type of contacts | Socket, contact diameter 2 mm |
| Application | Power |
| Number of positions | 4 |
| Direction of rotation | Standard |
| Contact diameter of power contacts | 2 mm |
| Litz wire cross section of power contacts min. | 0.25 mm ² |
| Litz wire cross section of power contacts max. | 2.5 mm ² |
| Rated current for power contacts | 25 A |
| Note | for max. connection cross section |

Cable connector - M17-3ES1N8A8003 - 1629042

Technical data

Data of the insulating body

| | |
|---|----------------------|
| Rated voltage | 630 V |
| Rated surge voltage | 6 kV |
| Overvoltage category | III |
| Degree of pollution | 3 |
| Contact diameter of signal contacts | 2 mm |
| Litz wire cross section of signal contacts min. | 0.25 mm ² |
| Litz wire cross section of signal contacts max. | 2.5 mm ² |
| Installation height | 3000 m |

Housing data

| | |
|--|------------------|
| Housing material | GD-Zn |
| Type of locking | Screw locking |
| Degree of protection (when plugged in) | IP67 |
| | IP68, 24 h / 2 m |
| Thread type | M17 |

Cable seal data

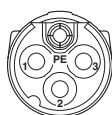
| | |
|----------------|-------------------|
| Cable diameter | 5.5 mm ... 9.5 mm |
|----------------|-------------------|

Environmental Product Compliance

| | |
|------------|---|
| China RoHS | Environmentally friendly use period: unlimited = EFUP-e |
| | No hazardous substances above threshold values |

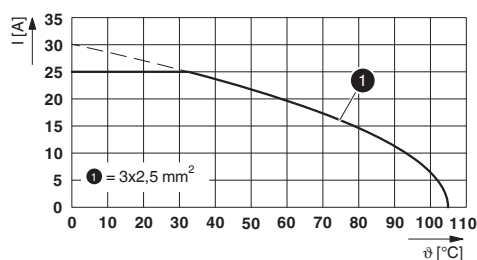
Drawings

Schematic diagram



Connector pin assignment

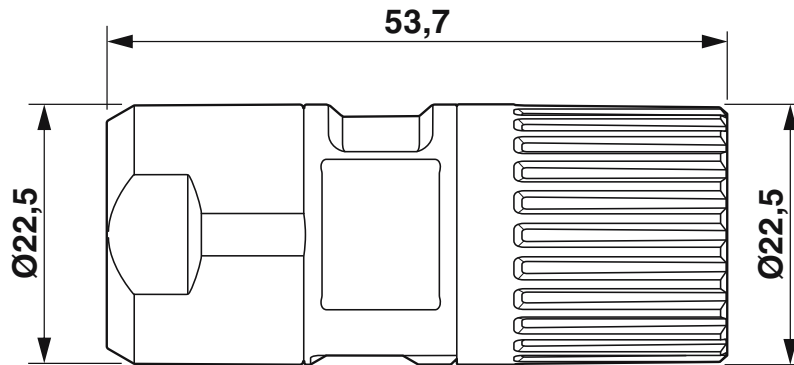
Diagram



I = current strength, ϑ = ambient temperature, 3x 25 A

Cable connector - M17-3ES1N8A8003 - 1629042

Dimensional drawing



Dimensional drawing

Classifications

eCl@ss

| | |
|---------------|----------|
| eCl@ss 10.0.1 | 27440102 |
| eCl@ss 11.0 | 27440102 |
| eCl@ss 9.0 | 27440102 |

ETIM

| | |
|----------|----------|
| ETIM 6.0 | EC002061 |
| ETIM 7.0 | EC002635 |

UNSPSC

| | |
|-------------|----------|
| UNSPSC 18.0 | 39121413 |
| UNSPSC 19.0 | 39121413 |
| UNSPSC 20.0 | 39121413 |
| UNSPSC 21.0 | 39121413 |

Accessories

Accessories

Crimp contact

Crimp contact - ST-20KS010 - 1607657



Crimp contact, turned, contact diameter: 2 mm, crimp range: 0.25 mm² ... 1 mm²

Cable connector - M17-3ES1N8A8003 - 1629042

Accessories

Crimp contact - ST-20KS020 - 1607658



Crimp contact, turned, Single contact, contact diameter: 2 mm, crimp range: 1 mm² ... 2.5 mm²

Protective cover

Metal protective cap - ST-Z0077 - 1627217



Metal protection cap with steel wire and loop for M17 connectors with knurled nut for fastening to the cable
