

167892-2 ✓ ACTIVE

AMP POWER TAP

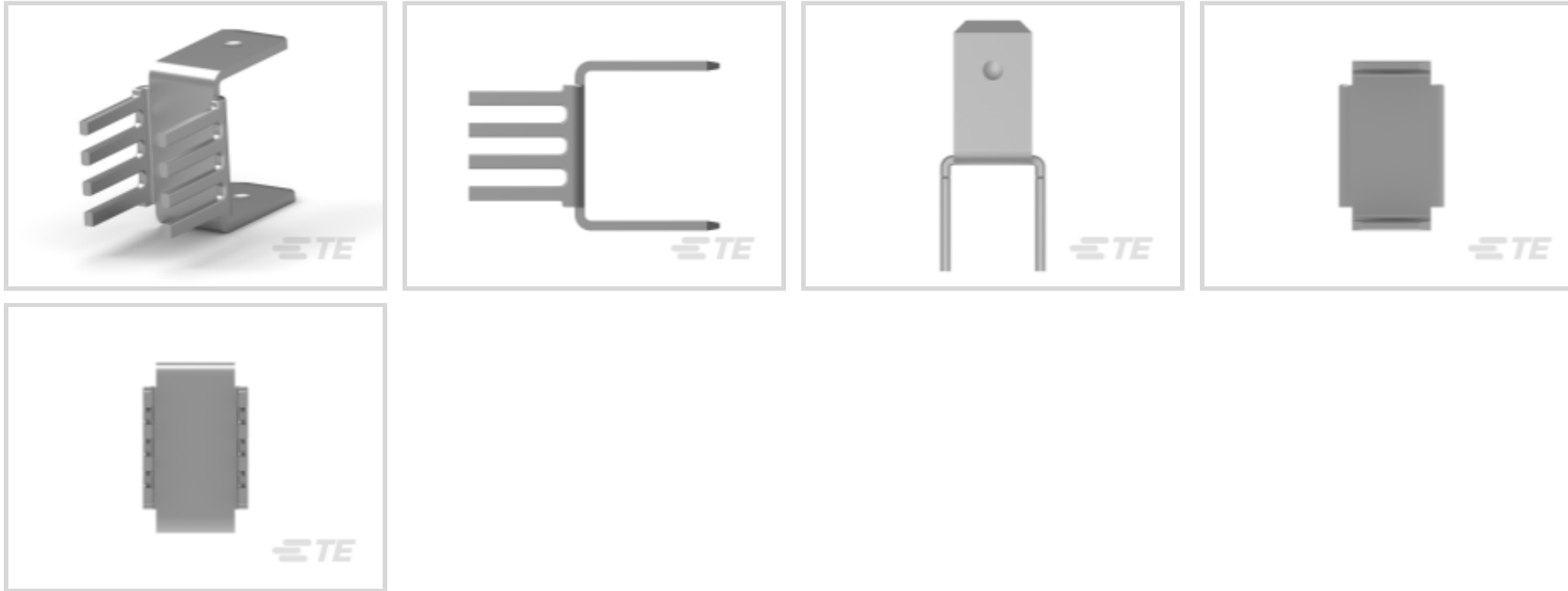
TE Internal #: 167892-2

Power Terminals, Power Tap, Printed Circuit Board, 8 Positions, 40A Contact Current Rating (Max), 2.54mm [.1in] Centerline, Cable-to-Board, Power

[View on TE.com >](#)



Terminals & Splices > Power Terminals



Terminal & Splice Type: **Power Tap**

Product Terminates To: **Printed Circuit Board**

Number of Positions: **8**

Contact Current Rating (Max): **40 A**

Centerline (Pitch): **2.54 mm [.1 in]**

Features

Product Type Features

Connector System	Cable-to-Board
------------------	----------------

Insulated	No
-----------	----

Configuration Features

Number of Positions	8
---------------------	---

PCB Mount Orientation	Vertical
-----------------------	----------

Body Features

Terminal Profile	Standard
------------------	----------

Contact Features

PCB Contact Termination Area Plating Material Finish	Bright
--	--------

Contact Mating Area Plating Material Finish	Bright
---	--------

Terminal & Splice Type	Power Tap
------------------------	-----------

Contact Current Rating (Max)	40 A
------------------------------	------

Contact Fabrication	Stamped & Formed
---------------------	------------------

Contact Mating Area Plating Material	Tin
--------------------------------------	-----



Contact Mating Area Plating Material Thickness	5 µm[196.85 µin]
PCB Contact Termination Area Plating Material	Tin
PCB Contact Termination Area Plating Material Thickness	5 µm[196.85 µin]
Contact Base Material	Phosphor Bronze

Termination Features

Termination Method to Printed Circuit Board	Through Hole - Press-Fit
Product Terminates To	Printed Circuit Board

Mechanical Attachment

Contact Mating Retention Type	Dimple
-------------------------------	--------

Housing Features

Centerline (Pitch)	2.54 mm[.1 in]
--------------------	----------------

Dimensions

PCB Thickness (Recommended)	3.18 mm[.125 in]
Overall Terminal Length	13 mm[.511 in]
Mating Area Interface Dimensions	6.35 x .81 mm[.25 x .32 in]

Usage Conditions

Operating Temperature Range	-55 – 85 °C[-67 – 185 °F]
-----------------------------	---------------------------

Operation/Application

Circuit Application	Power
---------------------	-------

Packaging Features

Packaging Method	Box
------------------	-----

Product Compliance

[For compliance documentation, visit the product page on TE.com>](#)

EU RoHS Directive 2011/65/EU	Compliant
EU ELV Directive 2000/53/EC	Compliant
China RoHS 2 Directive MIIT Order No 32, 2016	No Restricted Materials Above Threshold
EU REACH Regulation (EC) No. 1907/2006	Current ECHA Candidate List: JUL 2021 (219) Candidate List Declared Against: JAN 2021 (211) SVHC > Threshold: Not Yet Reviewed

Halogen Content

Low Halogen - Br, Cl, F, I < 900 ppm per homogenous material. Also BFR/CFR/PVC Free

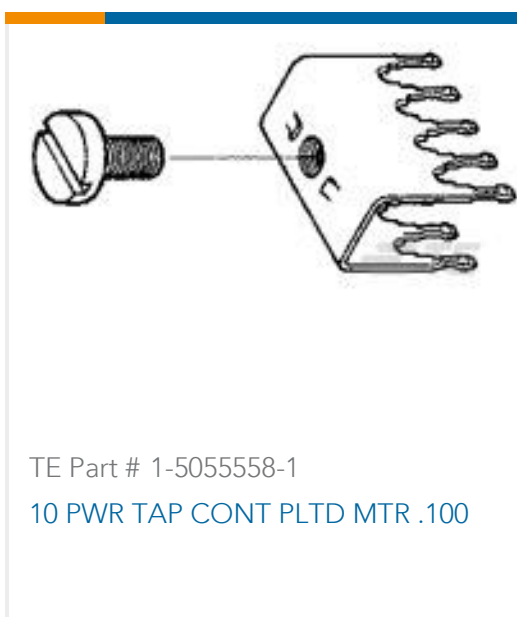
Solder Process Capability

Not applicable for solder process capability


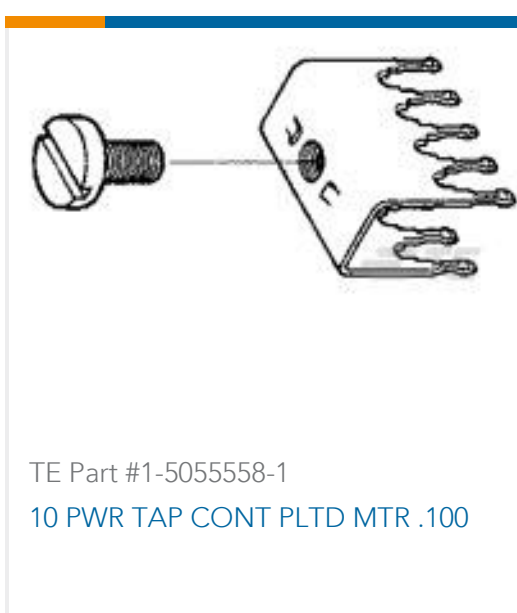
Product Compliance Disclaimer

This information is provided based on reasonable inquiry of our suppliers and represents our current actual knowledge based on the information they provided. This information is subject to change. The part numbers that TE has identified as EU RoHS compliant have a maximum concentration of 0.1% by weight in homogenous materials for lead, hexavalent chromium, mercury, PBB, PBDE, DBP, BBP, DEHP, DIBP, and 0.01% for cadmium, or qualify for an exemption to these limits as defined in the Annexes of Directive 2011/65/EU (RoHS2). Finished electrical and electronic equipment products will be CE marked as required by Directive 2011/65/EU. Components may not be CE marked. Additionally, the part numbers that TE has identified as EU ELV compliant have a maximum concentration of 0.1% by weight in homogenous materials for lead, hexavalent chromium, and mercury, and 0.01% for cadmium, or qualify for an exemption to these limits as defined in the Annexes of Directive 2000/53/EC (ELV). Regarding the REACH Regulation, the information TE provides on SVHC in articles for this part number is based on the latest European Chemicals Agency (ECHA) 'Guidance on requirements for substances in articles' posted at this URL: <https://echa.europa.eu/guidance-documents/guidance-on-reach>

Compatible Parts



Customers Also Bought





Documents

Product Drawings

[8P.P.L.TERM.\(D\)](#)

English

CAD Files

Customer View Model

[ENG_CVM_CVM_167892-2_F.2d_dxf.zip](#)

English

[3D PDF](#)

3D

Customer View Model

[ENG_CVM_CVM_167892-2_F.3d_igs.zip](#)

English

Customer View Model

[ENG_CVM_CVM_167892-2_F.3d_stp.zip](#)

English

By downloading the CAD file I accept and agree to the [Terms and Conditions](#) of use.

Product Specifications

[Application Specification](#)

English

Product Environmental Compliance

[TE Material Declaration](#)

English

Agency Approvals

[UL Report](#)

English