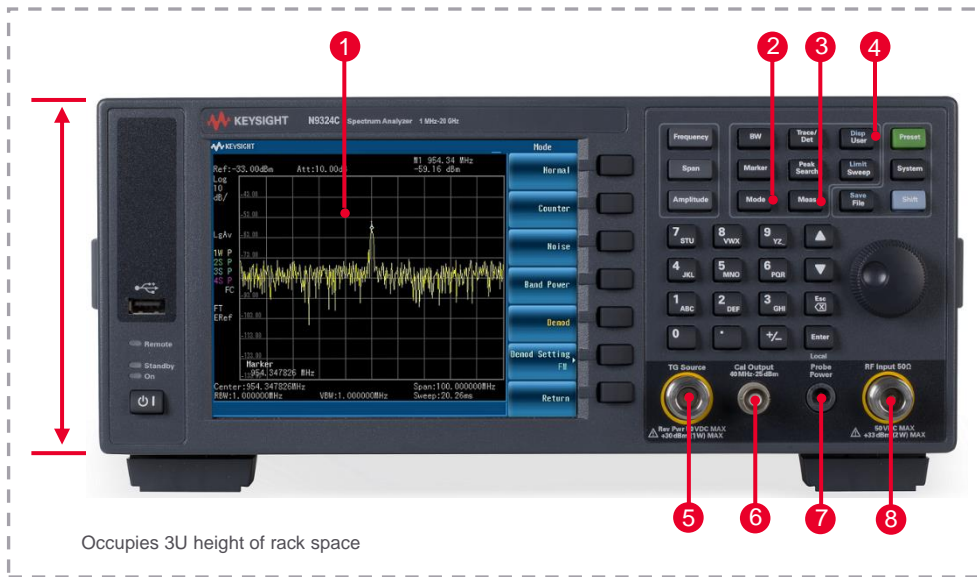


N932xC Basic Spectrum Analyzer (BSA)

Outperform expectations in your essential applications



Occupies 3U height of rack space

1. 6.5" TFT color display with multiple language UI
2. Multiple measurement modes: Spectrum analyzer (default), tracking generator, reflection measurement*, modulation analysis, and power meter mode
3. One button power suite: channel power, OBW, ACPR, SEM, channel scanner and spectrogram
4. User key for quick access to 18 frequently-used measurement configurations
5. Tracking generator (including a built-in VSWR bridge*)
6. 40 MHz calibration output
7. Probe power
8. RF input, 50 Ω

Reliable performance to microwave frequency range

- Frequency covers from 9 kHz to 4/7 GHz or 1 MHz to 13.6/20 GHz, with up to ± 0.1 ppm annual aging rate, reducing frequency drift for more accurate measurements
- Typical -162 dBm DANL allows to view low-level signals easily and clearly
- Typical ± 0.3 absolute amplitude accuracy provides you with greater confidence in power measurement results

Value-added capabilities help you gain more insight during RF design and troubleshooting

- Tracking generator with built-in VSWR bridge, supports transmission and reflection measurements ¹
- Demodulation mode allows you to gain more insight easily and cost-effectively into AM/FM and ASK/FSK signal analysis
- Supports Keysight U2000 Series and U2020 X-Series USB power sensors for precision power measurement
- Built-in DC input channel for AM/FM in-band, on-channel measurement, and xDSL measurement from 9 kHz to 10 MHz ¹

Minimized learning curve enhances productivity

- User-definable softkeys provide quick access to 18 frequently used measurement setups, helping you easily switch from one task to another
- Task planner makes testing fast and easy by automating testing using pre-defined test routines
- SCPI commands compatible with Keysight ESA Spectrum Analyzer Series

1. VSWR bridge, reflection measurement, DC input channel are supported by N9321 and N9322C

Key specifications

	N9321C	N9322C	N9323C	N9324C
Frequency range	9 kHz – 4 GHz	9 kHz – 7 GHz	1 MHz – 13.6 GHz	1 MHz – 20 GHz
Reference aging rate	± 1 ppm, ± 0.1 ppm (w/Opt. PFR)			
Absolute amplitude accuracy	± 0.3 dB			
Displayed average noise level, 1 GHz (typical)	-162 dBm/Hz	-162 dBm/Hz	-154 dBm/Hz	-154 dBm/Hz
Resolution bandwidth	10 Hz – 3 MHz			
Third-Order Intercept (TOI)	+11 dBm	+11 dBm	+9 dBm	+9 dBm
Input attenuator	0 to 50 dB, in 1 dB steps	0 to 50 dB, in 1 dB steps	0 to 50 dB, in 5 dB steps	0 to 50 dB, in 5 dB steps
Phase noise, 100 kHz offset	-98 dBc/Hz	-98 dBc/Hz	-97 dBc/Hz	-97 dBc/Hz

Option information

Option	Description	N9321C	N9322C	N9323C	N9324C
P04	Preamplifier, 4 GHz	√			
P07	Preamplifier, 7 GHz		√		
P13	Preamplifier, 13.6 GHz			√	
P20	Preamplifier, 20 GHz				√
TG4	Tracking generator, 4 GHz	√			
TG7	Tracking generator, 7 GHz		√	√	√
RM4	Reflection measurement (requires TG4)	√			
RM7	Reflection measurement (requires TG7)		√		
G01	GPIB interface	√	√	√	√
AMA	AM/FM demodulation analysis	√	√	√	√
DMA	ASK/FSK demodulation analysis	√	√	√	√
TMG	Gated sweep	√	√	√	√
TPN	Task planner	√	√	√	√
SEC	Security features	√	√	√	√
MNT	Signal monitor with spectrogram	√	√	√	√
SCN	Channel scanner	√	√	√	√
PWM	U2000 Series power sensor support	√	√	√	√
PWP	U2020 X-series power sensor support	√	√	√	√
BB1	Baseband input	√	√		
PFR	Precision frequency reference	√	√	√	√

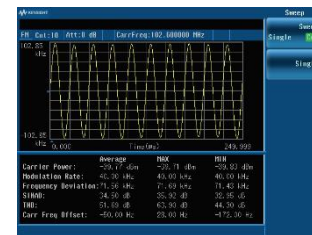
Measurement features



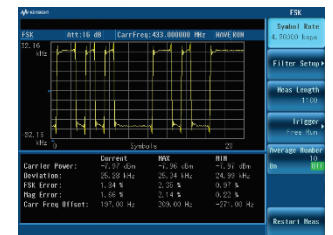
Channel scanner



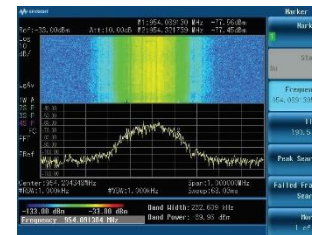
Task planner



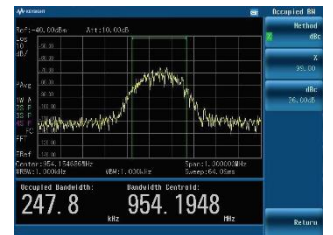
FM demodulation analysis



FSK demodulation analysis



Spectrogram



Power suite – Occupied bandwidth

Learn more at: www.keysight.com

Find us at www.keysight.com

This information is subject to change without notice. © Keysight Technologies, 2021, Published in USA, August 25, 2021, 3121-1307.EN