



8710E Respirator

Data Sheet



Main Features

The 3M 8710E respirator provides lightweight, effective, comfortable and hygienic respiratory protection against fine dusts and oil and water based mists. The convex shape, twin strap design, foam nose seal and aluminium nose clip ensure a good face seal over a wide range of face sizes.

The 3M 8710E is exempt from costly time consuming maintenance requirements.

Applications

- Rubber/Plastics
- Paint Manufacture
- Pharmaceuticals
- Construction
- Laboratories
- Market Gardening
- Quarrying
- Engineering
- Agrochemicals
- Pottery/Ceramics
- Agriculture

Approvals

- The 3M 8710E has been shown to meet the Basic Safety Requirements under Article 10 and 11B of the European Community Directive 89/686.
- Meets the performance requirements of the European Standard for filtering facepiece dust respirators EN149:2001 FFP1
- The product is CE-marked.

Materials

The following materials are used in the production of this product:

- Straps - Elastomer
- Nose-clip - Aluminium
- Filter/shell - Polypropylene/Polyester
- Nose foam - Polyurethane

Weight: 7 g

Standards

The product has been tested to the European Norm EN149:2001 and has met the requirements of category FFP1 in this standard. The main performance tests in this standard are:

- **Filter Penetration**
- **Total Inward Leakage**
- **Flammability**
- **Breathing Resistance**
- **Performance**

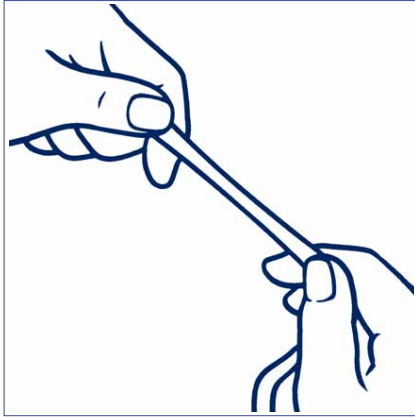
It offers an Assigned Protection Factor of 4 (Nominal Protection Factor of 4); i.e., it can be used in atmospheres containing up to 4 times the Workplace Exposure Limit (WEL) of contaminant as specified in the Health & Safety Executive Guidance note EH40.

Warnings

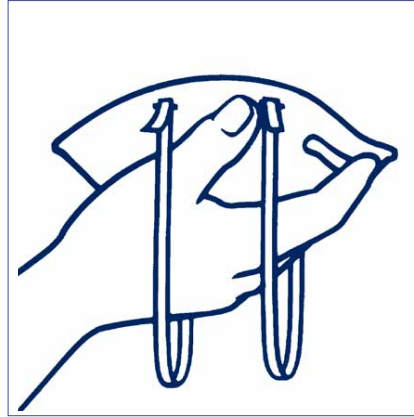
- As with the use of any respiratory device, the wearer must first be trained in the proper use of the product.
- This product does not protect the wearer against gases, vapours, solvents from paint spray operations or atmospheres containing less than 19.5% oxygen.
- Use only in adequately ventilated areas containing sufficient oxygen to support life.
- Do not use when concentrations of contaminants are immediately dangerous to life or health.
- Leave the area immediately if:
 - * breathing becomes difficult
 - * dizziness or other distress occurs
- Discard and replace respirator if it becomes damaged, breathing resistance becomes excessive, or at the end of one shift.
- Never alter or modify this device.

8710E Respirator


Fitting Instructions



1. First pre-stretch each strap by pulling between both hands at 1-2 inch intervals around the entire length of the strap.



2. Cup the respirator in your hand with the nosepiece at your fingertips allowing the headbands to hang freely below your hand.




3. Position the respirator under your chin with the nosepiece up.



4. Pull the top strap over your head resting it high at the top back of your head. Pull the bottom strap over your head and position it around the neck below the ears.



5. Place the fingertips of both hands at the top of the metal nosepiece. Mould the nosepiece to the shape of your nose by pushing inward while moving your fingertips down both sides of the nosepiece. Pinching the nosepiece using one hand may result in less effective respirator performance.



6. The seal of the respirator on the face should be fit-checked prior to wearing in the work area.
a) Cover the front of the respirator with both hands, being careful not to disturb the position of respirator.
b) Exhale sharply.
A positive pressure should be felt inside the respirator. If any leakage is detected, adjust position of respirator and/or tension of strap. Retest the seal. Repeat the procedure until the respirator is sealed properly.

Note - do not use with beards or other facial hair that may inhibit contact between the face and the edge of the respirator.

Respiratory protection is only effective if it is correctly selected, fitted and worn throughout the time when the wearer is exposed to hazards.
3M offers advice on the selection of products and training in the correct fitting and usage.
For help with selecting the most appropriate forms of PPE and relevant health and Safety legislation, or for more detailed product information, please contact the 3M Health and Safety Helpline on: 0870 60 800 60 (UK).
For callers within the Republic of Ireland 1800 320500.



Occupational Health Group
3M United Kingdom PLC
3M Centre
Cain Road, Bracknell
Berkshire RG12 8HT
Tel: 0870 60 800 60

Occupational Health Group
3M Ireland
3M House, Adelphi Centre,
Upper Georges St.
Dun Laoghaire, Co. Dublin, Ireland
Tel: 1 800 320 500

www.3m.com/uk/ohes
ohes.helpline.uk@mmm.com