

ULTRA MICRO POWER SYSTEM

(2.00 mm) .0787" PITCH



FEATURES & BENEFITS

- Up to 18 A per blade (1 blade powered)
- Design flexibility as a power-only system or a two-piece system for power/signal applications
- Use with Samtec's high-speed connector systems for a unique power/signal system (see chart page 197)
- Choice of 2 to 10 positions
- 5 mm to 12 mm stack heights available (up to 20 mm in development)
- Tin or 10 μ" Gold plated power blades; 30 μ" Gold plating available to meet specific regulations
- Optional weld tabs
- Cable-to-board and cable-to-cable systems in development

KEY SPECIFICATIONS

PITCH	STACK HEIGHTS	INSULATOR MATERIAL	CONTACT MATERIAL	PLATING	OPERATING TEMP RANGE	VOLTAGE RATING	LEAD-FREE SOLDERABLE
2.00 mm	5, 6, 7, 8 and 10 mm	Black LCP	Copper Alloy	Sn or Au over 50 μ" (1.27 μm) Ni	-55 °C to +105 °C with Tin -55 °C to +125 °C with Gold	460 VAC/ 650 VDC	Yes

UMPT/UMPS compared to another small form factor power solution

Terminals shown actual size at 4 positions



mPower®



Traditional Power Solutions

CREEPAGE & CLEARANCE


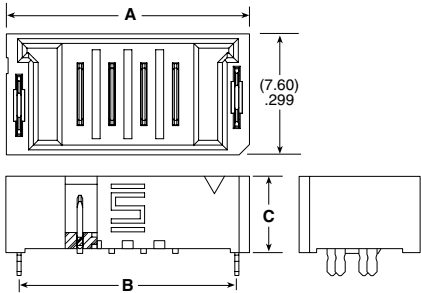
UMPT/UMPS	
CREEPAGE	2.20 mm
CLEARANCE	1.65 mm

Selectively loading contacts achieves customer specific creepage and clearance requirements.

ULTRA MICRO POWER TERMINAL

UMPT	NO. OF POSITIONS	LEAD STYLE	PLATING OPTION	V	S	WELD TAB	LATCH OPTION	"X"R
	-02, -03, -04, -05, -06, -07, -08, -09, -10	-01.5 = (01.5 mm) .059" -02.5 = (02.5 mm) .098" -06.5 = (06.5 mm) .256" -07.5 = (07.5 mm) .295" -12.5 = (12.5 mm) .492"	-L = 10 μ" (0.25 μm) Gold on contact, Matte Tin on tail -S = 30 μ" (0.76 μm) Gold on contact, Gold flash on tail -T = Matte Tin			(Leave blank for no weld tab) -W = Weld Tab Through-hole	(Leave blank for no latch) (Only available on -02.5 lead style) (Weld tab required) -P = Plastic top latch -M = Metal side latches	-TR = Tape & Reel -FR = Full Reel Tape & Reel (must order max. quantity per reel; contact Samtec for quantity breaks)

UMPT Board Mates:
UMPS
Cable Mates:
UMPC*
(*UMPT requires -P or -M option for mating)

LEAD STYLE	C	NO. OF POSITIONS	
		A (-P & No latch)	B (-M latch)
-02	(11.30) .445	(9.70) .382	(13.30) .524 (11.60) .457
-03	(13.30) .524	(11.70) .460	(15.30) .602 (13.60) .535
-04	(15.30) .602	(13.70) .539	(17.30) .681 (15.60) .614
-05	(17.30) .681	(15.70) .618	(19.30) .760 (17.60) .693
-06	(19.30) .760	(17.70) .697	(21.30) .839 (19.60) .772
-07	(21.30) .839	(19.70) .776	(23.30) .917 (21.60) .850
-08	(23.30) .917	(21.70) .854	(25.30) .996 (23.60) .929
-09	(25.30) .996	(23.70) .933	(27.30) 1.075 (25.60) 1.007
-10	(27.30) 1.075	(25.70) 1.012	(29.30) 1.154 (27.60) 1.087


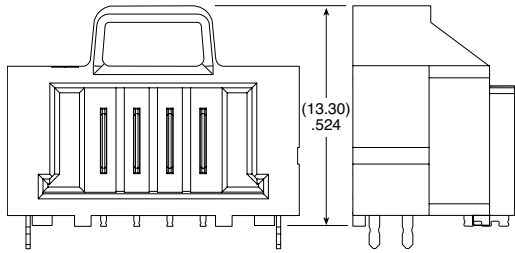
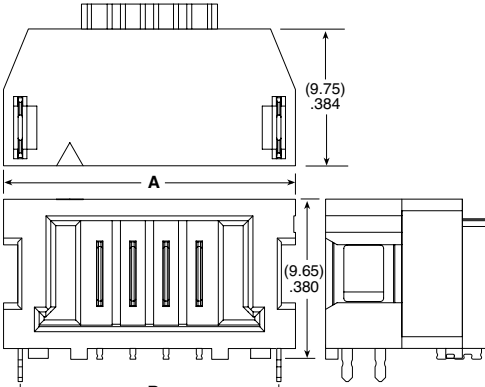
UMPT-04-01.5-X-V-S-W SHOWN

Note:
Some lengths, styles and options are non-standard, non-returnable.

View complete specifications at: samtec.com?UMPT

UMPT	NO. OF POSITIONS	01	PLATING OPTION	RA	WELD TAB	LATCH OPTION	"X"R
	-02, -03, -04, -05, -06, -07, -08, -09, -10		-L = 10 μ" (0.25 μm) Gold on contact, Matte Tin on tail -S = 30 μ" (0.76 μm) Gold on contact, Matte Tin on tail -T = Matte Tin		-WT = Weld Tab Through-hole	(Leave blank for no latch) -P = Plastic top latch -M = Metal side latches	-TR = Tape & Reel -FR = Full Reel Tape & Reel (must order max. quantity per reel; contact Samtec for quantity breaks)

UMPT-RA Board Mates:
UMPS
Cable Mates:
UMPC*
(*UMPT requires -P or -M option for mating)

NO. OF POSITIONS	A	B	
		(-P & No latch)	(-M latch)
-02	(13.60) .535	(11.10) .437	(11.55) .455
-03	(15.60) .614	(13.10) .516	(13.55) .533
-04	(17.60) .693	(15.10) .594	(15.55) .612
-05	(19.60) .772	(17.10) .673	(17.55) .691
-06	(21.60) .850	(19.10) .752	(19.55) .770
-07	(23.60) .929	(21.10) .831	(21.55) .848
-08	(25.60) 1.008	(23.10) .909	(23.55) .927
-09	(27.60) 1.087	(25.10) .988	(25.55) 1.006
-10	(29.60) 1.165	(27.10) 1.067	(27.55) 1.085

UMPT-04-01-X-RA-WT-P SHOWN
UMPT-04-01-X-RA-WT-M SHOWN

Note:
Some lengths, styles and options are non-standard, non-returnable.

View complete specifications at: samtec.com?UMPT-RA