

# Product data sheet

Specifications



Harmony, Interface plug-in relay pre-assembled, 5 A, 2 CO, with LED, with lockable test button, with protection circuit, 24 V AC

RXG22B7PV

## Main

Range of product	Harmony Electromechanical Relays
Series name	Interface relay
Product or component type	Pre-assembled plug-in relay with socket
Device short name	RXG
Contacts type and composition	2 C/O

## Complementary

Status LED	With
Contacts material	Silver alloy (AgSnO2In2O3)
Maximum contact resistance	100 mOhm
[I <sub>th</sub> ] conventional enclosed thermal current	5 A
[I <sub>e</sub> ] rated operational current	5 A at 30 V (DC) conforming to UL 5 A at 30 V (DC) conforming to IEC 5 A at 250 V (AC) conforming to IEC 5 A at 250 V (AC) conforming to UL
Maximum switching voltage	250 V
Load current	5 A
Maximum switching capacity	1250 VA AC 150 W DC
Minimum switching capacity	50 mW at 10 mA, 5 V DC
Operating rate	<= 1800 cycles/hour under load <= 18000 cycles/hour no-load
Utilisation coefficient	20 %
Mechanical durability	10000000 cycles
Electrical durability	100000 cycles resistive load
[U <sub>i</sub> ] rated insulation voltage	250 V conforming to IEC
[U <sub>imp</sub> ] rated impulse withstand voltage	6 kV 1.2/50 µs between coil and contact 4 kV 1.2/50 µs between poles 1.2 kV 1.2/50 µs between contacts 2.5 kV 1.2/50 µs between terminals and LTB area 1.5 kV 1.2/50 µs between terminals and base
Dielectric strength	1000 V AC between contacts with micro disconnection 1300 V between terminals and base with basic insulation 3000 V between terminals and LTB area with basic insulation 3000 V AC between poles with basic insulation 5000 V AC between coil and contact with reinforced insulation

Coil resistance	260 Ohm +/- 10 %
Insulation resistance	1000 MOhm at 500 V DC
Test levels	Level A group mounting
Mounting position	Any position
Average coil consumption	0.70 VA AC 50...60 Hz
Drop-out voltage threshold	>= 0.3 U <sub>c</sub> AC
Coil insulation class	Class F
Operate time	20 ms
Release time	20 ms
[U <sub>c</sub> ] control circuit voltage	24 V AC 50/60 Hz
Safety reliability data	B10d = 100000
Colour of cover	Transparent
Control type	Lockable test button
Torque value	0.8 N.m 0.79 N.m
Connections - terminals	Connector, 1 x 0.25...1 x 2.5 mm <sup>2</sup> (AWG 22...AWG 14) flexible with cable end Connector, 2 x 0.25...2 x 1 mm <sup>2</sup> (AWG 22...AWG 17) flexible with cable end Connector, 1 x 0.5...1 x 2.5 mm <sup>2</sup> (AWG 20...AWG 14) solid without cable end Connector, 2 x 0.5...2 x 1.5 mm <sup>2</sup> (AWG 20...AWG 16) solid without cable end
Net weight	0.065 kg
Device presentation	Complete product

## Environment

Vibration resistance	3 gn, amplitude = +/- 1.5 mm (f = 10...150 Hz)in operation 5 gn, amplitude = +/- 1.5 mm (f = 10...150 Hz)not in operation
IP degree of protection	IP20
Shock resistance	20 gn in operation 100 gn not in operation
Protection category	RT I
Standards	IEC 61810-1 CSA C22.2 No 14 UL 508 IEC 61984
Product certifications	EAC CSA UL CE DNV-GL
Pollution degree	2
Overtoltage category	III
Ambient air temperature for storage	-40...85 °C
Ambient air temperature for operation	-40...70 °C
Relative humidity	10...85 %

## Packing Units

Unit Type of Package 1	PCE
Number of Units in Package 1	1
Package 1 Weight	67 g
Package 1 Height	7.96 cm

Package 1 width	1.56 cm
Package 1 Length	7.2 cm
Unit Type of Package 2	BB1
Number of Units in Package 2	30
Package 2 Weight	2.13 kg
Package 2 Height	1 cm
Package 2 width	17 cm
Package 2 Length	27 cm
Unit Type of Package 3	S03
Number of Units in Package 3	180
Package 3 Weight	13.42 kg
Package 3 Height	30 cm
Package 3 width	30 cm
Package 3 Length	40 cm

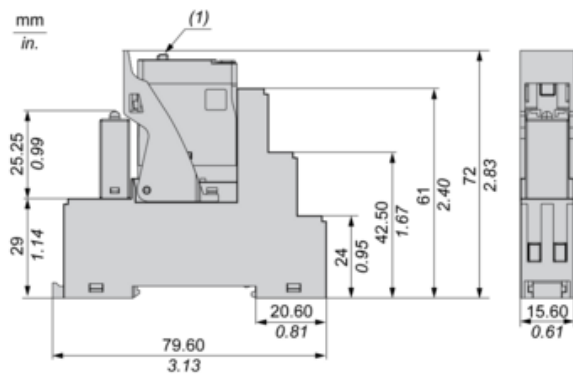
## Offer Sustainability

EU RoHS Directive	Pro-active compliance (Product out of EU RoHS legal scope) <a href="#">EU RoHS Declaration</a>
Toxic heavy metal free	Yes
Mercury free	Yes
RoHS exemption information	<a href="#">Yes</a>
China RoHS Regulation	<a href="#">China RoHS declaration</a>
Environmental Disclosure	<a href="#">Product Environmental Profile</a>
WEEE	The product must be disposed on European Union markets following specific waste collection and never end up in rubbish bins
California proposition 65	WARNING: This product can expose you to chemicals including: Nickel compounds, which is known to the State of California to cause cancer, and Di-isodecyl phthalate (DIDP), which is known to the State of California to cause birth defects or other reproductive harm. For more information go to <a href="http://www.P65Warnings.ca.gov">www.P65Warnings.ca.gov</a>

## Contractual warranty

Warranty	18 months
----------	-----------

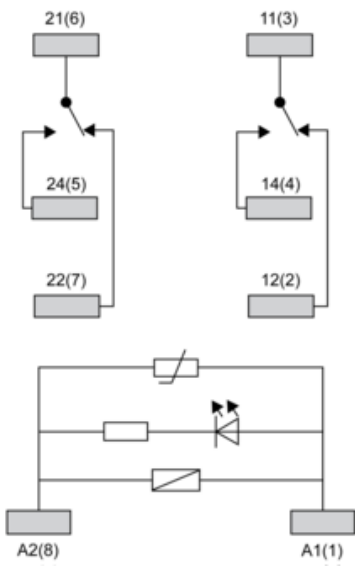
Dimensions



(1) Push button (if any)

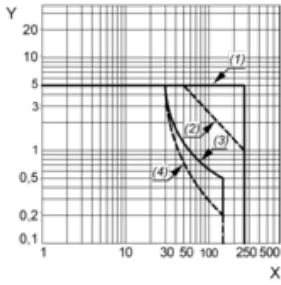
## Wiring Diagram

---



**Performance Curves**

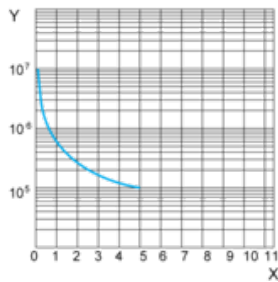
**Maximum Switching Capacity**



- X : Switching voltage (V)
- Y : Switching current (A)
- (1) AC Resistive Load
- (2) AC Inductive Load  $\cos(\phi)=0.4$
- (3) DC Resistive Load
- (4) DC Inductive Load ( $L/R=7ms$ )

**Life Expectancy**

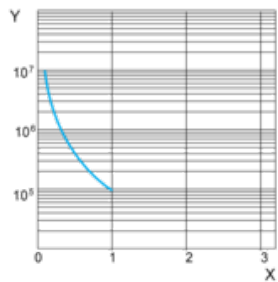
Resistive Load



- X : Contact Current (A)
- Y : Operating Cycle Number

**Life Expectancy**

Inductive Load



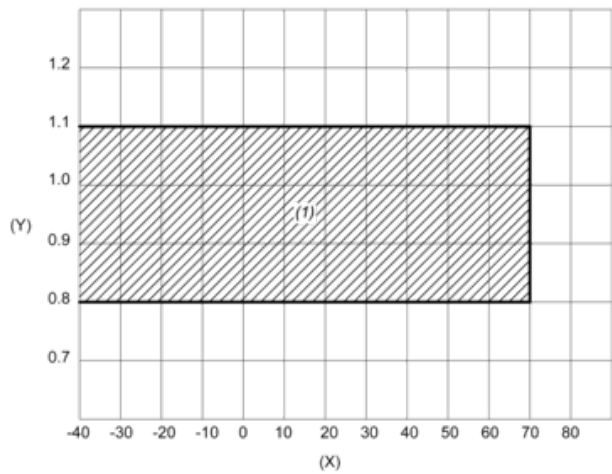
- X : Contact Current (A)
- Y : Operating Cycle Number

**NOTE:** These are typical curves, actual durability depends on load, environment, duty cycle, etc.

Coil Operating Range

---

AC Coil Operating Range VS Ambient Temperature



X : Ambient temperature (°C)

Y : Coil voltage (U/Uc)

(1) Permitted operating range area