



PCN No.	2022011
Contact:	MPS-PCN@monolithicpower.com
Issue Date:	1/21/2022

PCN Basic Data			
Title of the Change:		MPL-SE2512 Series Shape of Core Material Change	
Change Category:	<input checked="" type="checkbox"/> Datasheet	<input checked="" type="checkbox"/> Design	<input type="checkbox"/> Process - Wafer
	<input type="checkbox"/> Process - Bumping	<input type="checkbox"/> Process - Assembly	<input type="checkbox"/> Process - Testing
	<input type="checkbox"/> Packing/Shipping	<input type="checkbox"/> Others:	
Change Level:	<input type="checkbox"/> Level 1	<input type="checkbox"/> Level 2	<input checked="" type="checkbox"/> Level 3
Origin of Change:	<input checked="" type="checkbox"/> MPS	<input type="checkbox"/> Customer:	
Product/Package Affected:	MPL-SE2512-R47, MPL-SE2512-R68, MPL-SE2512-1R0, MPL-SE2512-1R5, MPL-SE2512-2R2, MPL-SE2512-3R3, MPL-SE2512-4R7, MPL-SE2512-100, MPL-SE2512-150, MPL-SE2512-220		
Description of Change			
No.	Category	Old	New
1	Design Shape of core material		
2	Datasheet	Rev1.1	Rev1.2 (Please refer to below Attachments for details)
Reason / Motivation for Change			
<p>The core material for series MPL-SE2512 will be changed for more flexibility and sourcing lead time. New core material has similar electrical properties to the existing core. Affected parameters and land pattern described in the attachment section.</p> <p>Products with the new core material can be identified on the label by the 4th digit in the lot number rev1.1 X XX A XXXX XXXX rev1.2 X XX B XXXX XXXX</p> <p>The fit, function quality and reliability will remain the same.</p>			
Marking of parts / Traceability of Change			
N/A			
Timing / Schedule			
Qualification Report Availability Date:		Available Now	
Qualification Sample Availability Date:		Available Now	
XRF Report (For raw material change) Date:		N/A	
Proposed First Ship Date for change:		June, 2022	

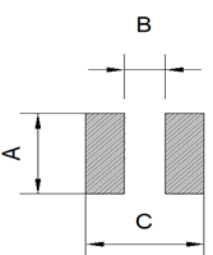
Attachments (e.g. new datasheet, additional documentation, pictures, ...)

Datasheet rev1.1(Current) vs rev1.2(NEW) Parameter affected listed in the table below.

Electrical Specifications

Part Number	L ±20% (μH)	Current	NEW	Current	NEW	Current	NEW	Current	NEW	Current	NEW
		R_{DC} Typ (mΩ)		$R_{DC\ MAX}$ Max (mΩ)		$I_R @40K$ Typ (A)		$I_{SAT\ 25^{\circ}C}$ Typ (A)		$I_{SAT\ 100^{\circ}C}$ Typ (A)	
MPL-SE2512-R47	0.47	27	20	32	25	-	-	-	-	-	-
MPL-SE2512-R68	0.68	33	28	40	34	3.8	3.9	4.3	5	4.3	5
MPL-SE2512-1R0	1	45	35	53	43	3.35	3.4	-	-	-	-
MPL-SE2512-1R5	1.5	62	50	73	64	-	-	-	-	-	-
MPL-SE2512-2R2	2.2	92	72	118	85	-	-	-	-	-	-
MPL-SE2512-3R3	3.3	158	90	189	110	1.8	2.1	-	-	-	-
MPL-SE2512-4R7	4.7	205	165	242	195	-	-	-	-	-	-
MPL-SE2512-100	10	400	410	455	455	-	-	-	-	-	-
MPL-SE2512-150	15	620	620	768	710	-	-	-	-	-	-
MPL-SE2512-220	22	1000	885	1200	1050	-	-	-	-	-	-

Recommended Land Pattern

Land Pattern	Part Number	Current			New		
		A (mm)	B (mm)	C (mm)	A (mm)	B (mm)	C (mm)
	MPL-SE2512-R47	2.10 ref.	0.80 ref.	2.60 ref.	2.40 ref.	1.00 ref.	2.90 ref.
	MPL-SE2512-R68	2.10 ref.	0.80 ref.	2.60 ref.	2.40 ref.	1.00 ref.	2.90 ref.
	MPL-SE2512-1R0	2.10 ref.	0.80 ref.	2.60 ref.	2.40 ref.	1.00 ref.	2.90 ref.
	MPL-SE2512-1R5	2.10 ref.	0.80 ref.	2.60 ref.	2.40 ref.	1.00 ref.	2.90 ref.
	MPL-SE2512-2R2	2.10 ref.	0.80 ref.	2.60 ref.	2.40 ref.	1.00 ref.	2.90 ref.
	MPL-SE2512-3R3	2.10 ref.	0.80 ref.	2.60 ref.	2.40 ref.	1.00 ref.	2.90 ref.
	MPL-SE2512-4R7	2.10 ref.	0.80 ref.	2.60 ref.	2.40 ref.	1.00 ref.	2.90 ref.
	MPL-SE2512-100	2.10 ref.	0.80 ref.	2.60 ref.	2.40 ref.	0.80 ref.	2.90 ref.
	MPL-SE2512-150	2.10 ref.	0.80 ref.	2.60 ref.	2.40 ref.	0.80 ref.	2.90 ref.
	MPL-SE2512-220	2.10 ref.	0.80 ref.	2.60 ref.	2.40 ref.	0.80 ref.	2.90 ref.



CUSTOMER PRODUCT/PROCESS CHANGE NOTIFICATION

Revision / Update History			
Revision	Description	Date	Owner
1.0	Initial release	1/21/2022	Linda Hou

Customer Review Result: (Internal Use Only)				
#	Customer Name	Description	Date	Owner