



ISO 9001 CERTIFIED

# DNH

HEAD OFFICE, NORWAY

**DNH AS**

Phone..... + 47 35 98 56 00

Fax..... + 47 35 98 56 10

E-mail..... dnh@dnh.no

Web-Site..... www.dnh.no

ENGLAND

**DNH WW Ltd**

Phone..... + 44 1908 275 000

Fax..... + 44 1908 275 100

E-mail..... dnh@dnh.co.uk

GERMANY

**DNH GmbH**

Phone... + 49 040 6569 30-0

Fax..... + 49 040 6569 30-30

E-mail..... dnh@dnh.de

## MD-200(T)

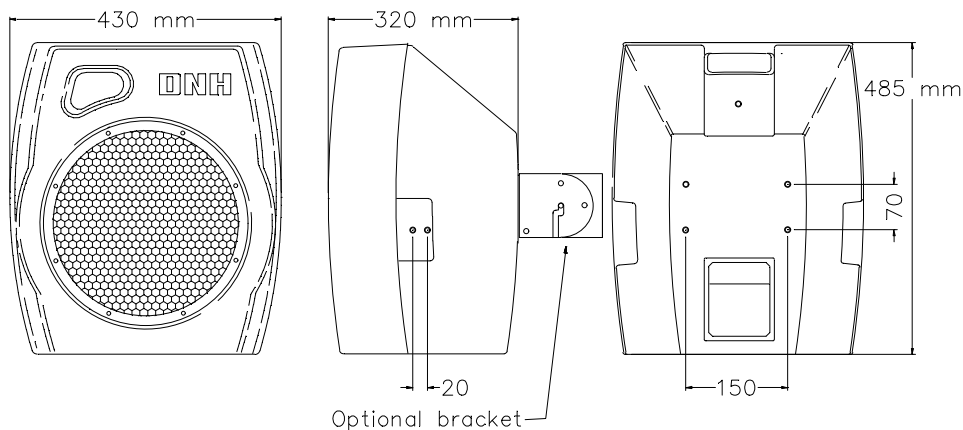
USA

**DNH Speakers Inc**

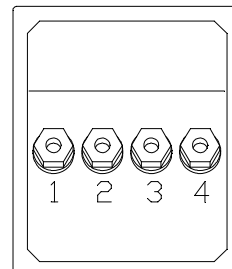
Phone..... + 1 484 494 5790

Fax..... + 1 484 494 5793

E-mail..... dnh@dnhspeakers.com



MD-200 is available with transformer on request:

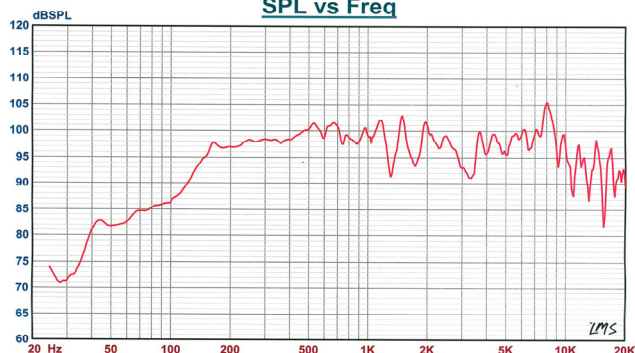


Primary tappings	
1 / 2	200 W
1 / 3	100 W
1 / 4	50 W

MD-200 is supplied with M8 stainless steel threaded inserts for mounting purposes. Deviation from the given mounting-hole dimensions might be  $\pm 2$  mm.

Sound pressure levels at 1W/1m

**SPL vs Freq**



**Specifications**

Material / Color	Polyethylene / Black
Mounting	Bracket, wire or Tripod
Termination	Screw terminals
Weight w/transformer	(Without bracket) 13,3 kg
IP-rating	54
Max. / min. amb. temp	90°C / -40°C
Rated power	200 W
SPL 1W/1m	100 dB
SPL rated power	123 dB
Effective freq. range	40 – 20000 Hz
Dispersion (-6dB) 1kHz / 4kHz	120° / 50° vertical
Options	Impedances, colors, labels

### Installation, Operation and Maintenance Procedures

- MD-200 is available with 200W transformer and optional bracket on request.
- If the loudspeaker is supplied with the bracket system, mount the part with a slit on each side to the loudspeaker with four M8 screws, and the other part of the bracket to the wall or ceiling with four screws. Mount two fastening screws to the fixed part in the treaded holes and slide the loudspeaker on to these screws. Tighten the screws in wanted position and secure the bracket with four extra bolts and nuts, two on each side of the bracket.
- Unscrew lid (4 screws), lead cable through cable gland and connect to terminal.
- Screw on lid with enclosed gasket and tighten cable glands to assure a good sealing towards cable.
- For optimum performance, always use the correct voltage / power and operate within the frequency limits as stated.
- Do not open loudspeaker when energized.
- This loudspeaker is supplied with two years warranty against defective workmanship.

DNH reserves the right to alter specifications without notice.

