





Technical Hotline
+44 (0)1268 563720

Plateswitches

NEON LOCATOR



K3041

FLUSH 10 AMP



K4870GRA



K4871WHI



K4872WHI



K4872GRA


FLUSH 10 AMP



K4875WHI



K4873WHI



K4874WHI



K4879WHI

FLUSH 20 AMP



K4870D2WHI



K4871D2WHI



K4872D2WHI



K4873D2WHI

FLUSH 10 AMP



K4878BWHI



K4878PWHI

K3041 5
NEON PLATESWITCH
LOCATOR
200-250V, 50HZ.
TUNGSTEN GLS LAMPS ONLY

Neon Plateswitch Locator is for use with any 1, 2 and 3 GANG Logic Plus™ plateswitches.

Used for location of switches in dark situations.

FIXING CENTRES

60.3mm

BS 5733:2010

K4870WHI 10

K4870GRA 10

1 GANG SP

ONE-WAY

K4871WHI 10

K4871GRA 10

1 GANG SP

TWO-WAY

K4872WHI 10

K4872GRA 10

2 GANG SP

TWO-WAY

MOUNTING BOXES

FLUSH

1, 2 & 3 GANG: 861ZIC

4 & 6 GANG: 862ZIC

SURFACE

1, 2 & 3 GANG: K2160WHI

4 & 6 GANG: K2161WHI

These switches do not have to be derated when used with fluorescent or inductive loads.

K4871, K4872, K4873, K4874, K4879

These switches can be wired as either one-way or two-way.

K4875WHI 10

1 GANG

INTERMEDIATE

K4876WHI 10

1 GANG DP

ONE-WAY

K4873WHI 10

3 GANG SP

TWO-WAY

K4874WHI 5

4 GANG SP

TWO-WAY

K4879WHI 5

6 GANG SP

TWO-WAY

DIMENSIONS

1, 2 & 3 GANG: 86 x 86mm

4 & 6 GANG: 86 x 146mm

FIXING CENTRES

1, 2 & 3 GANG: 60.3mm

4 & 6 GANG: 120.6mm

BS EN 60669-1:1999

K4870D2WHI 10

1 GANG SP

ONE-WAY

K4871D2WHI 10

1 GANG SP

TWO-WAY

K4872D2WHI 10

2 GANG SP

TWO-WAY

K4873D2WHI 10

3 GANG SP

TWO-WAY

K4874D2WHI 5

4 GANG SP

TWO-WAY

K4875D2WHI 10

1 GANG INTERMEDIATE

MOUNTING BOXES

FLUSH

861ZIC

SURFACE

K2160WHI

DIMENSIONS

86 x 86mm

FIXING CENTRES

60.3mm

K4878BWHI

10

1 GANG SP

TWO WAY

PUSH SWITCH WITH BELL

SYMBOL

PUSH TO MAKE OR BREAK

K4878PWHI

10

1 GANG SP

TWO WAY

PUSH SWITCH MARKED

'PRESS'

PUSH TO MAKE OR BREAK

MOUNTING BOXES

FLUSH

861ZIC

SURFACE

K2160WHI

DIMENSIONS

86 x 86mm

FIXING CENTRES

60.3mm

BS EN 60669-1:1999