



# ATPS19 Series Anti-Vandal Short-Body Sealed Pushbutton Switch

**NEW**

Pushbutton A

## Features/Benefits

- **Momentary**
- **IP67 sealed & IK10 (Stainless steel bushing)**
- **Rated at 2A / 36 Vdc**
- **1,000,000 mechanical lifecycles**
- **Various colors of LED illuminate indicator**
- **Choices of actuator with ring or power logo**
- **RoHS compliant**

## Typical Applications

- **Alarm, safety & security systems**
- **Intercom "push-to-talk" devices**
- **Automatic food & drink vending machines**
- **Parking lot ticket machines & ticket paying stations**
- **Industrial instruments**



## Specifications

FUNCTION: SPST  
CONTACT ARRANGEMENT: N.O.  
MOUNTING TYPE: Threaded front panel mount  
TORQUE FOR THREADED BODY: 11.5 kgf/cm

## Mechanical

MECHANICAL LIFE: 1,000,000 cycles  
TOTAL TRAVEL: 1.8 ± 0.2 mm  
OPERATING FORCE: 4.5 ± 1.5N

## Electrical

CONTACT RATING: 2A / 36Vdc  
ELECTRICAL LIFE: Make-and-break cycles at full load  
200,000  
DIELECTRIC STRENGTH: 2,000 V RMS @ sea level  
INSULATION RESISTANCE: 1,000 MΩ min. @ 500 VDC  
INITIAL CONTACT RESISTANCE : 50 mΩ max @1A 12VDC

## Materials

BUSHING: Stainless steel  
BASE: PA66, white (UL 94-V0)  
ACTUATOR: PC, translucent (UL 94-V2), std steel  
INTERNAL ASSEMBLY: PC, transparent (UL 94V2)  
SPRING: Steel  
SEALING / O-ring: Silicone (Translucent) / Silicone  
TERMINALS / CONTACT: Brass, gold flash plated / Brass, silver alloy  
HEX NUT: Brass (Nickel plated)

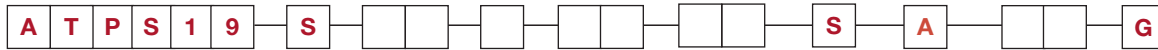
## Operating Environment

OPERATING TEMPERATURE: -20°C to +70°C  
SEALING / PROTECTION: IP67

**NOTE:** Specifications and materials listed above are for switches with standard options. For information on specific and custom switches, please contact Customer Service.

## Build-A-Switch

To order, simply select desired option from each category and place in the appropriate box.



Designation \_\_\_\_\_

**ATPS19** Series

Actuator Style  
**S** Standard

Actuator Indicator  
**L0** Without LED  
**L1** Ring  
**L5** Ring & Power logo

LED Illumination

Color	Dual Color
<b>0</b> Without LED	<b>A</b> Red & Green
<b>2</b> White	<b>B</b> Red & Blue
<b>3</b> Red	
<b>5</b> Yellow	
<b>6</b> Green	
<b>7</b> Blue	

LED Voltage DC  
**00** 0V without resistor  
**03** 3V (47Ω with red/yellow LED)  
**06** 6V (180Ω)  
**12** 12V (470Ω)  
**24** 24V (1000Ω)

Bushing type

<b>M0</b> Stainless (Natural), Round
<b>M2</b> Stainless (Natural), D shape
<b>M4</b> Stainless (Natural), Double D

Terminal Plating  
**G** Gold flash

Termination  
**04** Solder lug  
**W1** Wire lead 500mm

Mechanical Function  
**A** Momentary

Contact Arrangement  
**S** SPST

**NEW**

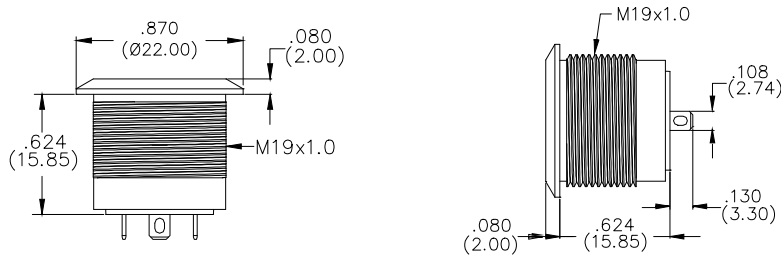
# ATPS19 Series Anti-Vandal Short-Body Sealed Pushbutton Switch



**A**  
Pushbutton

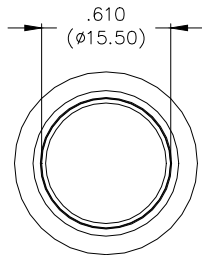
## STANDARD VIEW

### STANDARD

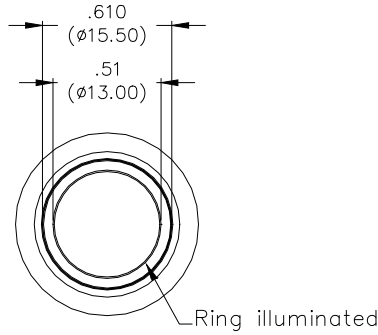


## ACTUATOR INDICATOR

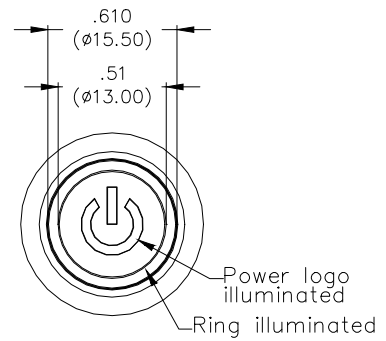
### L0 WITHOUT LED



### L1 RING



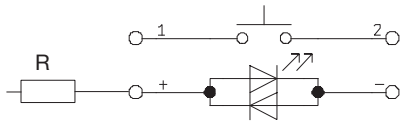
### L5 RING & POWER



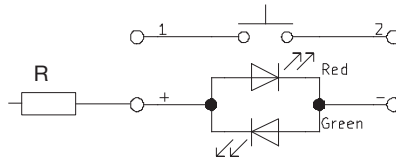
## CIRCUIT

### MOMENTARY

#### SINGLE COLOR LED



#### DUAL COLOR LED



R: Resistor value is according to the LED voltage applied.

Resistor value (Apply LED Voltage)
LED input 3 VDC, 47 ohms (Red/Yellow LED type only)
LED input 6 VDC, 180 ohms
LED input 12 VDC, 470 ohms
LED input 24 VDC, 1000 ohms

Ohms value of resistance tolerance: ±5%



5 May 21

Dimensions are shown: mm (inches)  
Specifications and dimensions subject to change

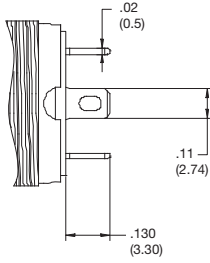


# ATPS19 Series Anti-Vandal Short-Body Sealed Pushbutton Switch **NEW**

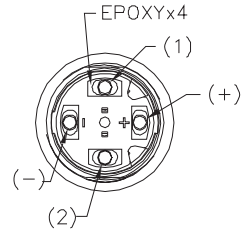
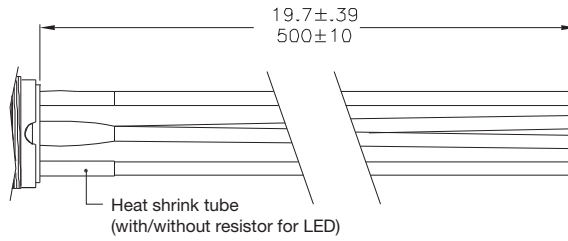
Pushbutton  
A

## TERMINATION

### 04 SOLDER LUG



### W1 WIRE LEAD 500MM\* (Multi-wire lead AWG20, Section 0.6 mm<sup>2</sup>, UL approved)

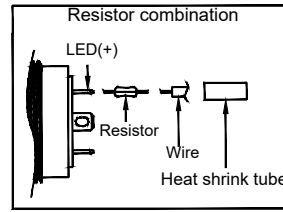


#### Non-LED

Description	Wire color
Terminal 1	Black
Terminal 2	Black

#### With LED

Description	Wire color
Terminal 1	Black
Terminal 2	Black
LED+	Red
LED-	Green

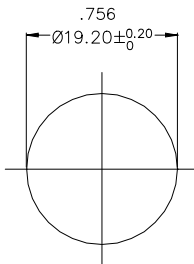


\* Special length, please consult your sales representative for details.

## PANEL CUTOUT

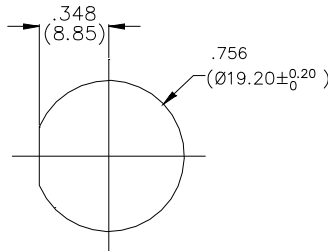
### M0

ROUND



### M2

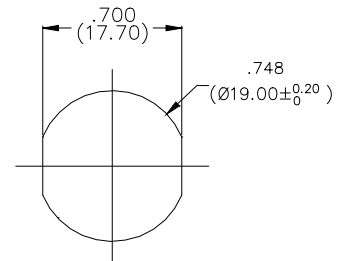
D SHAPE



### M4

DOUBLE D

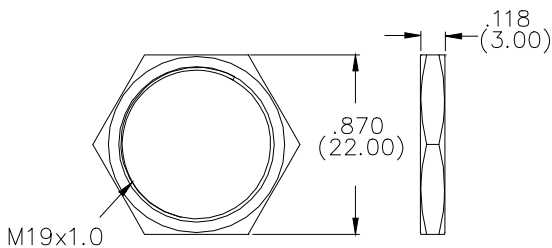
Thickness: 6.0mm (Max.)



## HARDWARE

### HEX NUT

Order PN: ATP19-HN



### O RING

Order PN: ATP19-OR

