

PRO-ELEC



Solar Wall Security Light - 34 LED Model: PEL01343

Please read these instructions carefully before use and retain for future reference.

IMPORTANT SAFETY INFORMATION

- Avoid locations of high temperature or humidity.
- The lamp is constructed to IP65 suitable for outdoor use.

WHAT'S INCLUDED

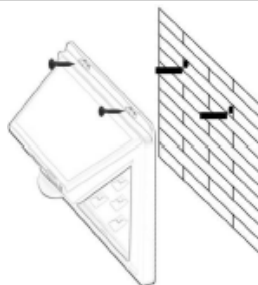
- Lamp assembly.
- User manual.
- Pack of screws and wall plugs.

POSITIONING

- The lamp is suitable for mounting on plasterboard, wood or masonry surfaces.
- It should be mounted in a position of maximum sunlight for optimum charge of the internal battery.
- Before drilling any fixing holes, check that there are no hidden obstructions behind the mounting surface such as pipes or cables.

INSTALLATION

- Offer the lamp to the surface and mark the location of the fixing holes.
- Drill the wall if required, fit the wall plugs then attach the lamp using the screws provided.

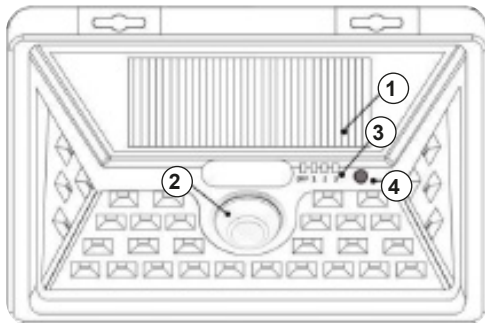


OPERATION

- **Allow at least 8hrs for the battery to fully charge initially.**

NOTE: the lamp does not light except in low ambient light levels.

1. Solar panel.
2. PIR Sensor.
3. LED function display
4. Operation mode button



- Press the button one or more times to set the mode of operation. The corresponding indicator LED lights. When there is no operation of more than 30 seconds setting mode is cancelled and the indicator LED extinguishes.

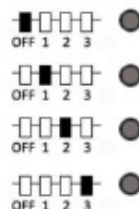
Off: the lamp is permanently switched off.

At low ambient light levels:

Mode 1: operates on detection of movement, the lamp illuminates for 30 seconds at high brightness.

Mode 2: the lamp is lit at low level and on detection of movement, the lamp illuminates for 30 seconds at high brightness then reverts to low level.

Mode 3: the lamp illuminates and remains lit constantly at low level. No motion detection.



CLEANING & MAINTENANCE

- Clean the unit only with a soft damp cloth. Do not use any chemicals, abrasives or solvents that could damage the casing or lens.

SPECIFICATION

Solar panel: 5.5V, 0.55W

Battery: 1 x 3.7V 2200 mAh Lithium non-replaceable.

LED: 34 x white SMD.

Colour LED: 6500K, white.

PIR: detection wide-angle lens of 120 degrees, range from 8 to 10m.

Operating modes: 3 modes plus permanently off.

Working time: up to 10 hours.

Dimensions: L158.4 x W105.2 x H48mm.



INFORMATION ON WASTE DISPOSAL FOR CONSUMERS OF ELECTRICAL & ELECTRONIC EQUIPMENT.

When this product has reached the end of its life it must be treated as Waste Electrical & Electronic Equipment (WEEE). Any WEEE marked products must not be mixed with general household waste, but kept separate for the treatment, recovery and recycling of the materials used. Contact your local authority for details of recycling schemes in your area.

Made in China
PO Box 13362 Dublin 2
PR2 9PP
Man Rev 1.3