

ORWH-SS-112D1F,000 ✓ ACTIVE




OEG | SCHRACK Miniature PCB Relay ORWH

TE Internal #: 1721150-5

SCHRACK Miniature PCB Relay ORWH, Power Relays, Standard, Monostable, DC, 360 mW Coil Power Rating DC, 400 Ω Coil Resistance

[View on TE.com >](#)

Relays, Contactors & Switches > Relays > Power Relays > ORWH 10 AMP PCB RELAY



Power Relay Type: **Standard**

Coil Magnetic System: **Monostable, DC**

Coil Power Rating DC: **360 mW**

Coil Resistance: **400 Ω**

Coil Special Features: **UL Coil Insulation Class F**

[All ORWH 10 AMP PCB RELAY \(5\)](#)

Features

Product Type Features

Enclosure Type	Sealed
Power Relay Type	Standard

Configuration Features

Output Switching	Random
------------------	--------

Electrical Characteristics

Insulation Initial Dielectric Between Coil & Contact Class	1500 – 6000 V
Output Current Rating	0 – 10 Arms
Actuating System	DC
Insulation Initial Dielectric Between Open Contacts	750 Vrms
Contact Limiting Short-Time Current	10 A
Coil Power Rating	.36 W
Insulation Creepage Class	3 – 5.5 mm

Insulation Initial Dielectric Between Adjacent Contacts	750 Vrms
Insulation Initial Resistance	1000 M Ω
Insulation Initial Dielectric Between Contacts & Coil	1500 Vrms
Output Voltage (Max)	277 V
Contact Limiting Making Current	10 A
Insulation Creepage Between Contact & Coil	3.2 mm[.126 in]
Contact Limiting Continuous Current	10 A
Output Voltage Rating (AC Relays)	0 – 277 Vrms
Output Current (Min)	.1 A
Contact Limiting Breaking Current	10 A
Coil Current	.03 A
Coil Magnetic System	Monostable, DC
Coil Power Rating DC	360 mW
Coil Resistance	400 Ω
Coil Special Features	UL Coil Insulation Class F
Coil Voltage Rating	12 VDC
Contact Switching Load (Min)	100mA @ 5V
Contact Switching Voltage (Max)	28 VDC
Contact Voltage Rating	28 VDC

Body Features

Insulation Special Features	6000V Initial Surge Withstand Voltage between Contacts & Coil
Product Weight	9.5 g[.335 oz]
Packaging Style	Panel Mount
Case Color	Black

Contact Features

Switch Arrangement	(2) x 1 Form C
Contact Arrangement	1 Form C (CO)
Contact Current Rating (Max)	15 A
Contact Material	AgZnO
Contact Number of Poles	1
Relay Terminal Type	PCB-THR

Termination Features

Relay Termination Type	Printed Circuit Terminals
------------------------	---------------------------

Mechanical Attachment

Relay Mounting Type	Printed Circuit Board
---------------------	-----------------------

Dimensions

Length Class (Mechanical)	16 – 20 mm
Height Class (Mechanical)	15 – 16 mm
Insulation Clearance Between Contact & Coil	3.2 mm[.126 in]
Insulation Clearance Class	3.2 – 6. mm
Width Class (Mechanical)	12 – 16 mm
Product Width	15.5 mm[.61 in]
Product Length	19 mm[.748 in]
Product Height	19.8 mm[.78 in]

Usage Conditions

Environmental Ambient Temperature (Max)	70 °C[158 °F]
Environmental Ambient Temperature Class	70 – 85 °C
Operating Temperature Range	-30 – 70 °C[-22 – 158 °F]

Packaging Features

Packaging Method	Box & Tray
------------------	------------

Product Compliance

[For compliance documentation, visit the product page on TE.com>](#)

EU RoHS Directive 2011/65/EU	Compliant
EU ELV Directive 2000/53/EC	Compliant
China RoHS 2 Directive MIIT Order No 32, 2016	No Restricted Materials Above Threshold
EU REACH Regulation (EC) No. 1907/2006	Current ECHA Candidate List: JAN 2022 (223) Candidate List Declared Against: JAN 2022 (223) Does not contain REACH SVHC
Halogen Content	Not Low Halogen - contains Br or Cl > 900 ppm.
Solder Process Capability	Wave solder capable to 265°C


Product Compliance Disclaimer

This information is provided based on reasonable inquiry of our suppliers and represents our current actual knowledge based on the information they provided. This information is subject to change. The part numbers that TE has identified as EU RoHS compliant have a maximum concentration of 0.1% by weight in homogenous materials for lead, hexavalent chromium, mercury, PBB, PBDE, DBP, BBP, DEHP, DIBP, and 0.01% for cadmium, or qualify for an exemption to these limits as defined in the Annexes of Directive 2011/65/EU (RoHS2). Finished electrical and electronic equipment products will be CE marked as required by Directive 2011/65/EU. Components may not be CE marked. Additionally, the part numbers that TE has identified as EU ELV compliant have a maximum concentration of 0.1% by weight in homogenous materials for lead, hexavalent chromium, and mercury, and 0.01% for cadmium, or qualify for an exemption to these limits as defined in the Annexes of Directive 2000/53/EC (ELV). Regarding the REACH Regulation, the information TE provides on SVHC in articles for this part number is based on the latest European Chemicals Agency (ECHA) 'Guidance on requirements for substances in articles' posted at this URL: <https://echa.europa.eu/guidance-documents/guidance-on-reach>

Compatible Parts

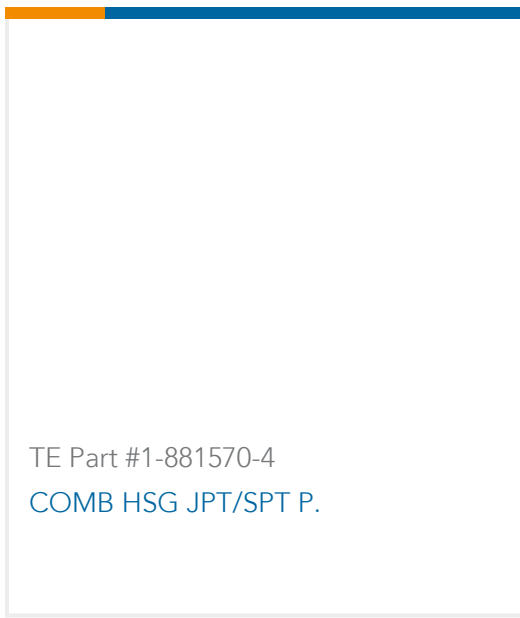


Also in the Series | SCHRACK Miniature PCB Relay ORWH



Customers Also Bought





Documents

Product Drawings

[ORWH-SS-112D1F,000](#)

English

CAD Files

[3D PDF](#)

3D

Customer View Model

[ENG_CVM_CVM_1721150-5_F.2d_dxf.zip](#)

English

Customer View Model

[ENG_CVM_CVM_1721150-5_F.3d_igs.zip](#)

English

Customer View Model

[ENG_CVM_CVM_1721150-5_F.3d_stp.zip](#)

English

By downloading the CAD file I accept and agree to the [Terms and Conditions](#) of use.

Datasheets & Catalog Pages

[ORWH Series Relay Data Sheet English](#)

English

Product Specifications

[Definitions, Handling, Processing, Testing and Use of Relays](#)

English

Product Environmental Compliance

[Product Compliance](#)

English

[Product Compliance](#)

English