

---

# NI-9402 Getting Started

---

2022-07-06




# Contents

Before You Begin.....	3
Safety Guidelines.....	3
Safety Voltages.....	3
Safety Guidelines for Hazardous Locations.....	3
Electromagnetic Compatibility Guidelines.....	5
Special Conditions for Marine Applications.....	5
Preparing the Environment.....	6
NI 9402 Pinout.....	6
Connecting Digital Devices to the NI-9402.....	7
I/O Protection.....	7
Where to Go Next.....	7
NI Services.....	7


# Before You Begin

Read the **NI-9402 Safety, Environmental, and Regulatory Information** and complete the software and hardware installation procedures in your chassis documentation.

## Safety Guidelines



**Caution** Observe all instructions and cautions in the user documentation. Using the product in a manner not specified can damage the product and compromise the built-in safety protection.



**Attention** Suivez toutes les instructions et respectez toutes les mises en garde de la documentation d'utilisation. L'utilisation du produit de toute autre façon que celle spécifiée risque de l'endommager et de compromettre la protection de sécurité intégrée.

## Safety Voltages






Connect only voltages that are within the following limits:

Channel-to-earth ground	±30 V maximum
<b>Isolation</b>	
Channel-to-channel	None
Channel-to-earth ground	None

## Safety Guidelines for Hazardous Locations


The NI-9402 is suitable for use in Class I, Division 2, Groups A, B, C, D, T4 hazardous locations; Class I, Zone 2, AEx nA IIC T4 Gc and Ex nA IIC T4 Gc hazardous locations; and nonhazardous locations only. Follow these guidelines if you are installing the

NI-9402 in a potentially explosive environment. Not following these guidelines may result in serious injury or death.

-  **Caution** Do not disconnect I/O-side wires or connectors unless power has been switched off or the area is known to be nonhazardous.
-  **Caution** Do not remove modules unless power has been switched off or the area is known to be nonhazardous.
-  **Caution** Substitution of components may impair suitability for Class I, Division 2, or Zone 2.
-  **Caution** The system must be installed in an enclosure certified for the intended hazardous (classified) location, having a tool secured cover/door, where a minimum protection of at least IP54 is provided.
-  **Caution** For Division 2 and Zone 2 applications, connected signals must be within the following limits.

Capacitance	0.2 µF maximum
-------------	----------------

Special Conditions for Hazardous Locations Use in Europe and Internationally

The NI 9402 has been evaluated as Ex nA IIC T4 Gc equipment under DEMKO 07ATEX 0626664X and is IECEx UL 14.0089X certified. Each NI 9402 is marked  II 3G and is suitable for use in Zone 2 hazardous locations, in ambient temperatures of  $-40\text{ }^{\circ}\text{C} \leq T_a \leq 70\text{ }^{\circ}\text{C}$ . If you are using the NI 9402 in Gas Group IIC hazardous locations, you must use the device in an NI chassis that has been evaluated as Ex nC IIC T4, Ex IIC T4, Ex nA IIC T4, or Ex nL IIC T4 equipment.



**Caution** Transient protection shall be provided that is set at a level not exceeding 140% of the peak rated voltage value of 85 V at the supply terminals to the equipment.



**Caution** The system shall only be used in an area of not more than Pollution Degree 2, as defined in IEC/EN 60664-1.



**Caution** The system shall be mounted in an ATEX/IECEx-certified enclosure with a minimum ingress protection rating of at least IP54 as defined in IEC/EN 60079-15.



**Caution** The enclosure must have a door or cover accessible only by the use of a tool.

## Electromagnetic Compatibility Guidelines

This product was tested and complies with the regulatory requirements and limits for electromagnetic compatibility (EMC) stated in the product specifications. These requirements and limits provide reasonable protection against harmful interference when the product is operated in the intended operational electromagnetic environment.

This product is intended for use in industrial locations. However, harmful interference may occur in some installations, when the product is connected to a peripheral device or test object, or if the product is used in residential or commercial areas. To minimize interference with radio and television reception and prevent unacceptable performance degradation, install and use this product in strict accordance with the instructions in the product documentation.

Furthermore, any changes or modifications to the product not expressly approved by National Instruments could void your authority to operate it under your local regulatory rules.

## Special Conditions for Marine Applications

Some products are approved for marine (shipboard) applications. To verify marine approval certification for a product, visit [ni.com/product-certifications](https://ni.com/product-certifications), search by model number, and click the appropriate link.



**Notice** In order to meet the EMC requirements for marine applications, install the product in a shielded enclosure with shielded and/or filtered power and input/output ports. In addition, take precautions when designing, selecting, and installing measurement probes and cables to ensure that the desired EMC performance is attained.

## Preparing the Environment

Ensure that the environment in which you are using the NI 9402 meets the following specifications.

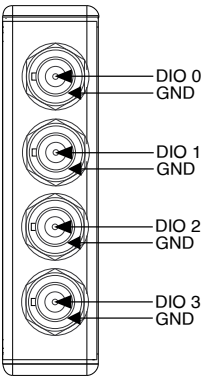
Operating temperature (IEC 60068-2-1, IEC 60068-2-2)	-40 °C to 70 °C
Operating humidity (IEC 60068-2-78)	10% RH to 90% RH, noncondensing
Pollution Degree	2
Maximum altitude	2,000 m

Indoor use only.



**Note** Refer to the device datasheet on [ni.com/manuals](https://ni.com/manuals) for complete specifications.

## NI 9402 Pinout



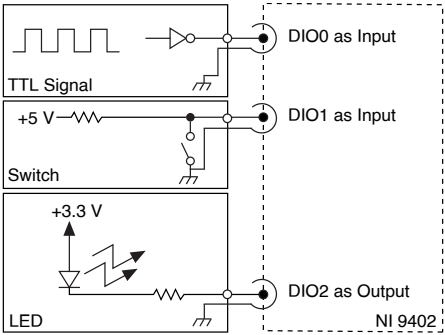
Signal	Description
DIO	Digital input/output signal connection
GND	Ground connection

Table 1. Signal Descriptions

## Connecting Digital Devices to the NI-9402

You can connect digital devices to the NI-9402.

Figure 1. Connecting Digital Devices to the NI-9402



## I/O Protection

The NI-9402 provides I/O protection for each channel.

## Where to Go Next

## NI Services

Visit [ni.com/support](https://ni.com/support) to find support resources including documentation, downloads, and troubleshooting and application development self-help such as tutorials and examples.

Visit [ni.com/services](https://ni.com/services) to learn about NI service offerings such as calibration options, repair, and replacement.

Visit [ni.com/register](https://ni.com/register) to register your NI product. Product registration facilitates technical support and ensures that you receive important information updates from NI.

NI corporate headquarters is located at 11500 N Mopac Expwy, Austin, TX, 78759-3504, USA.