


Grove - Wrapper



Grove - Wrapper is a kind of wrapper to fix and protect Grove modules. It will save you a lot of work on aligning your modules, and it will be easy for you to show your project. For example, it will be simpler to take pictures for showing your product on the Internet, and it will give a clear and clean scene if you use Grove - Wrapper to demo your project. What is more, it is expandable for Lego,

mechanical parts, and so on, this will introduce more flavor into your works and make your project adapt to various circumstances. The design of Grove - Wrapper also make it easy to assemble and disassemble modules.



Note

- Around 85% of all Grove modules is supported by Grove - Wrapper.
- Grove - Wrapper series have two size of wrappers, each gets four colors, and there are totally eight SKUs that are listed at [Specifications](#) [/Grove-Wrapper#Parts_list] section.


Get One Now 

[<https://www.seeedstudio.com/s/Grove%20-%20Wrapper.html>]

Features

- Flex fastener to install and replace Grove modules conveniently.
- Always keep your project safe.
- Half-open space, no disruption for using Grove modules.
- Compatible with Lego and Makeblock modules that will make your project adapting and interesting.
- Support being fastened with screws (M2, M4).
- Mutual-connect-able like Lego modules does.
- Colorful wrappers.

Applications



Specification

Dimension(big one)	25 × 25 × 13 mm
Plane dimension(small one)	25 × 25 × 13 mm
Material	ABS
Color	Blue, green, yellow and red for both sizes for wrapper.


Different type of wrapper and corresponding SKU

Product name	**SKU**
Red Grove Wrapper 1*1(4 PCS pack)	110070020
Yellow Grove Wrapper 1*1(4 PCS pack)	110070021
Blue Grove Wrapper 1*1(4 PCS pack)	110070022
Green Grove Wrapper 1*1(4 PCS pack)	110070023
Red Grove Wrapper 1*2(4 PCS pack)	110070024
Yellow Grove Wrapper 1*2(4 PCS pack)	110070025
Blue Grove Wrapper 1*2(4 PCS pack)	110070026
Green Grove Wrapper 1*2(4 PCS pack)	110070027

Hardware Overview


Introduction to hardware

Fastener




Screw holes


Note you can also use rivet to replace screw to fasten it on other blocks.



How to connect Grove - Wrapper



How to install Grove modules on Grove - Wrapper




Parts list

Parts name	Quantity
Grove - Wrapper(only one size in one color)	4 PCS
Cross recessed flat head screw PM2.0*H10.0MM Cross recessed flat head screw CM4.0*H8.0MM Nut(Silver) M2.0*H1.5mm	8 PCS for each items


Demos

This section([Assembly guide](https://files.seeedstudio.com/wiki/Grove-Wrapper/res/Assembly_guide.pdf) [https://files.seeedstudio.com/wiki/Grove-Wrapper/res/Assembly_guide.pdf]) will show some tips on assembling a grove modules skillfully.


Wrapper Connections



Install Grove - Wrapper on Lego blocks



Install Grove - Wrapper on Makeblock



Notes

For a novice, it may find a little hard to assemble them. Do not be frustrated. You will be skillful after trying dozen times. And if you have some experience with Lego, that will be helpful.

Resources

Mechanical Files [https://files.seeedstudio.com/wiki/Grove-Wrapper/res/Mechanical_Diagram.zip]

Tech Support

Please submit any technical issue into our [forum](#)

[<https://forum.seeedstudio.com/>].



[https://www.seeedstudio.com/act-4.html?utm_source=wiki&utm_medium=wikibanner&utm_campaign=newproducts]