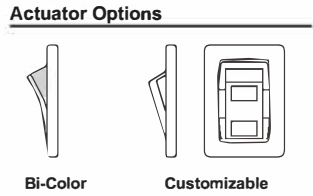
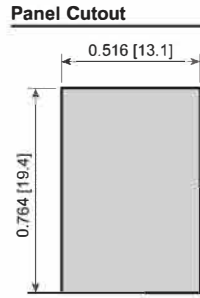
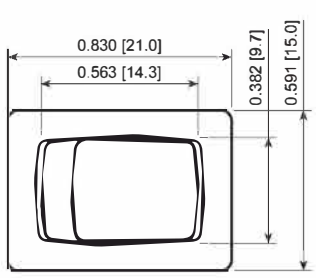
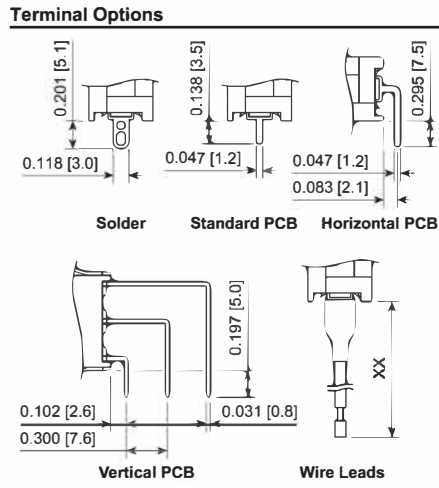
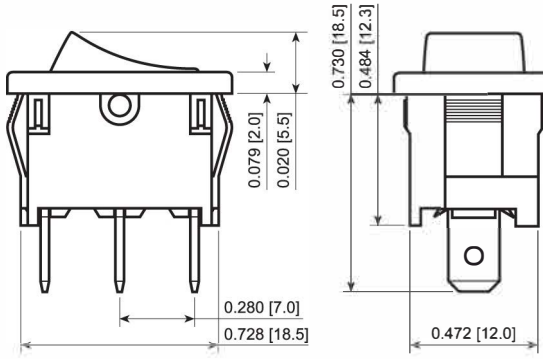


ROCKER



- FEATURES:**
- High Rating
 - Snap in with Multiple terminal options
 - Many Functions Available
 - PVC Cap for Dust and Water Protection

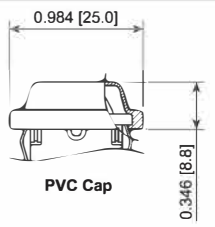
SPECIFICATIONS:
RATING: RATING OPTION C:
16A 125VAC [cULus]



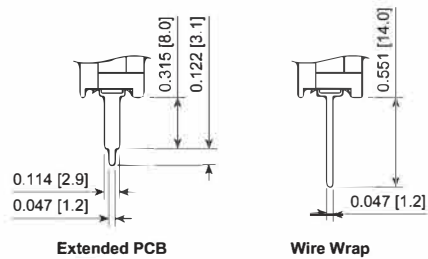
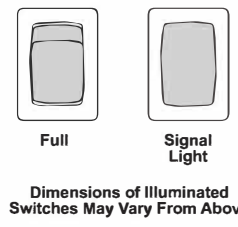
Rating Option 3:
11A 125VAC [cULus]
5.5A 250VAC [cULus]

Ratings of Illuminated Switches May Vary
TEMPERATURE: -20°C to 55°C
ELECTRICAL LIFE: 10,000 Cycles
CONTACT RESISTANCE: 30mΩ Max.
INSULATION RESISTANCE: 500MΩ Min. at 500VDC
DIELECTRIC STRENGTH: 1,000VAC for 1 Minute
INGRESS PROTECTION: IP54 with PVC Cap

Water Protection Option




Illumination Options



RA111C1A00



RA111C1021-116



RA111C1213

RA113C1100 ACC-P01

Series	Terminal	Function	Rating	Body Color	Actuator Color	Marking Color	Marking Type	Lens Style	Lens Color	Lamp Voltage
RA1 - Curved Actuator	0 - Blank	0 - Signal / Blank	0 - Signal / Blank	1 - Black	0 - Illuminated	0 - None	0 - None	1 - Full / Signal	0 - Clear	3 - 6V
RA1C - Customizable Actuator	1 - 4.8mm Tab (*)	1 - Off-On (*)	1 - Off-On (*)	2 - White	1 - Black	1 - Black	1 - I/O Vert.	1 - Red	4 - 12V	4 - 12V
	2 - Solder (*)	3 - On-On	3 - 11A 125V	3 - Almond	2 - White	2 - White	2 - ON/OFF/ON Vert.	2 - Amber	6 - 125V	6 - 125V
	3 - PCB Pin	4 - Off-(On)	C - 16A 125V	4 - Grey	3 - Almond	8 - Red	3 - ON/OFF Vert.	3 - Green	7 - 250V	7 - 250V
	H - Horiz. PCB	5 - On-Off-On		9 - Red	4 - Grey		4 - ON/OFF Horiz.	4 - Blue		
	V - Vert. PCB	A - On-Off			5 - Orange		5 - I/O/II Vert.	5 - Yellow		
	A14 - Wire Wrap	C - On-Off-(On)			7 - Blue		S - I/O/III Vert.			
	E08 - Ext. PCB	D - (On)-Off-(On)			8 - Green		R - I/O Horiz.			
	Wxx - Wire Leads (xx in Inches)				9 - Red					

Notes:
Not All Combinations are Available, Please Check with Sales.
* = Options Available with Illuminated Switches

Bi-Color:
A - Black / Red
B - Black / White
C - White / Red

EXAMPLE PART NUMBERS:

RA11131100	1P Off-On Black Body/Actuator, No Marking
RA11131121	1P Off-On Black Body/Actuator, I/O Vert.
RA111C1100	1P Off-On Black Body/Actuator, No Marking
RA111C1121	1P Off-On Black Body/Actuator, I/O Vert.
RA111C1021-116	1P Off-On Red Illum. Actuator, Black Body, I/O Vert.
RA11331100	1P On-On Black Body/Actuator, No Marking
RA11531100	1P On-Off-On Black Body/Actuator, No Marking
RA11531122	1P On-Off-On Black Body/Actuator, ON/OFF/ON Vert.
RA13131100	1P Off-On Black Body/Actuator, PCB Pins, No Marking
RA1H331100	1P On-On Black Body/Actuator, Right Angle PCB Pins

SPECIFICATIONS SUBJECT TO CHANGE WITHOUT NOTICE 11.16.2021