



## SPT120XL - Product Details

### General Information

Company	Elmex Group
Product Category	Terminal Blocks
Product Group	High-Current Terminal Blocks
Connection Method	Bolt Connection

### Product Data

Product Name	SPT120XL
Product Image	
Line Diagram	
Short Description	High current connectors - Bolt connection
Full Description	Terminal Type - SPT120XL , High current connectors with secured hinged cover , nominal voltage: 1500 V, nominal current: 269 A, connection method: Bolt connection, Bolt with clinched conical ,number of connections: 2, cross section: 16 mm <sup>2</sup> - 120 mm <sup>2</sup> , width: 32 mm , length: 219 mm , height : 80.3 mm , mounting type: TS 35/7.5 and TS 35/15
Approvals	CE
Standard Colour	Gray
Colour Variants	Black , Blue , Green , Khakhi , Red , Yellow ,

### Key Commercial Data

Standard Weight	1.4 Kg
Weight per Piece (excluding packing)	280 g
Packing Unit	10 pc
Minimum Order Quantity	10 pc
Country Of Origin	India

### Technical Data - General

Number of levels	1
------------------	---

Number of connections	2
Potentials	1
Nominal cross section	120 mm <sup>2</sup>
Insulating Material	Polyamide 6 , 6
Flammability rating acc. to UL 94	V2(V0 - on customer demand)
Rated surge voltage	8 kV
Degree of pollution	3
Overvoltage category	III
Nominal Current I <sub>N</sub>	269 A
Nominal Voltage U <sub>N</sub>	1000 V
Open side panel	No
Back of the hand protection	Guaranteed
Finger Protection	Guaranteed
Result Of Surge Voltage Test	Test passed
Surge Voltage Test Setpoint	9.8 kV
Result of power-frequency withstand voltage test	Test passed
Power frequency withstand voltage setpoint	2.2 kV
Result of the test for mechanical stability of terminal points	Test passed
Result of tight fit on support	Test passed
Tight fit on carrier	TS 35/7.5 and TS 35/15
Result of voltage-drop test	Test passed
Requirements, voltage drop	<=3.2 mV
Result of temperature-rise test	Test passed
Short circuit stability result	Test passed
Conductor cross section short circuit testing	120 mm <sup>2</sup>
Short-time current	14.4 kA
Relative insulation material temperature index	130 °C
Temperature index of insulation material	130 °C
Static insulating material application in cold	-40 °C
Flame test method	Vertical
Oxygen index	28 %
Surface flammability	Passed
Specific optical density of smoke	Passed
Smoke gas toxicity	Passed


## Dimensions


Width	42 mm	1.65 inch
Length	225.7 mm	8.89 inch
Height	80.3 mm	3.16 inch
Height NS 35/7,5	81.1 mm	3.19 inch
Height NS 35/15	88.6 mm	3.49 inch


## Connection Data




Screw thread	M10
Stripping length	According to lug size mm
Tightening torque, min	10 Nm
Tightening torque, max	11 Nm
Connection in acc. with standard	IEC 60947-7-1
Conductor cross section solid min	10 mm <sup>2</sup>
Conductor cross section solid max	120 mm <sup>2</sup>
Conductor cross section flexible min	10 mm <sup>2</sup>
Conductor cross section flexible max	120 mm <sup>2</sup>

## Product Accessories

Marker For Terminal Blocks				
LABEL KN12	Width	12.00 mm	0.47 inch	

End Clamp				
SCUDD	Height	50.00 mm	1.97 inch	
	Width	10.00 mm	0.39 inch	
	Length	55.50 mm	2.19 inch	
SCUSL	Height	41.00 mm	1.61 inch	
	Width	8.00 mm	0.31 inch	
	Length	47.50 mm	1.87 inch	

Marker carriers				
GMH 10	Height	51.00 mm	2.01 inch	
	Width	10.00 mm	0.39 inch	
	Length	41.50 mm	1.63 inch	

Marker carriers				
GMH 20	Height Width Length	51.00 mm 20.00 mm 41.50 mm	2.01 inch 0.79 inch 1.63 inch	
SCKNMLH	Height Width Length	45.50 mm 8.00 mm 48.00 mm	1.79 inch 0.31 inch 1.89 inch	
SCUNMLH	Height Width Length	53.50 mm 8.00 mm 50.60 mm	2.11 inch 0.31 inch 1.99 inch	

DIN Rail Perforated				
CHKDS	Height Width Thickness	15.00 mm 35.00 mm 1.50 mm	0.59 inch 1.38 inch 0.06 inch	
CHKS	Height Width Thickness	7.50 mm 35.00 mm 1.00 mm	0.30 inch 1.38 inch 0.04 inch	
CHS	Height Width Thickness	15.00 mm 32.00 mm 1.50 mm	0.59 inch 1.26 inch 0.06 inch	

DIN Rail, Unperforated				
CHK	Height Width Thickness	7.50 mm 35.00 mm 1.00 mm	0.30 inch 1.38 inch 0.04 inch	
CHKD	Height Width Thickness	15.00 mm 35.00 mm 1.00 mm	0.59 inch 1.38 inch 0.04 inch	

End Cap				
CHKENDCAP	Height Width Length	14.00 mm 9.00 mm 41.50 mm	0.55 inch 0.35 inch 1.63 inch	