

RoHS  
Compliant



## Absolute Maximum Ratings at Ta=25°C

Parameter	Symbol	Rating	Unit
Power Dissipation - Per Dot	PD	72	mW
Pulse Current (1/10 Duty Cycle, 0.1ms Pulse Width) - Per Chip	IFP	100	mA
Forward Current - Per Chip	IF	30	mA
Reverse (Leakage) Current - Per Chip	Ir	100	μA
Reverse Voltage - Per Chip	VR	5	V
Operating Temperature Range	Topr.	-25 to +85	°C
Storage Temperature Range	Tstg.	-40 to +100	
Soldering Temperature	Tsol.	Dip Soldering: 260°C for 5sec. Hand Soldering: 350°C for 3sec.	

## Electrical and Optical Characteristics

Parameter	Symbol	Condition	Value			Unit
			Min.	Typ.	Max.	
Luminous Intensity (Per Dot)	Iv	If=10mA/Dot	15.01	30	-	mcd
Forward Current	Vf	If=20mA/Dot	-	1.9	2.4	V
Peak Wavelength	λp	If=20mA/Dot	-	650	-	nm
Dominant Wavelength	λd	If=20mA/Dot	-	639	-	nm
Reverse Current - Per Chip (Leakage Current - Per Chip)	Ir	Vr=5V	-	-	100	μA
Spectrum Line Halfwidth	Δλ	If=20mA/Dot	-	20	-	nm
Response Time	T	-	-	250	-	ns

## Typical Electrical & Optical Characteristics Curves

(25°C Ambient temperature unless otherwise noted)

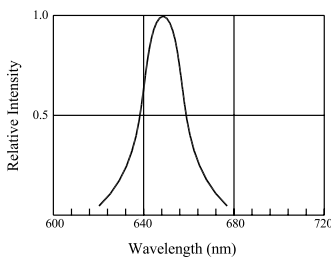


Fig.1 RELATIVE INTENSITY VS. WAVELENGTH

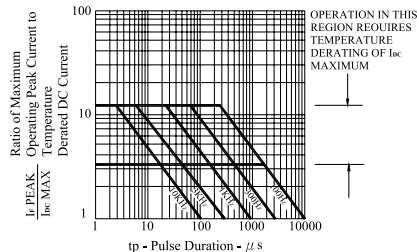


Fig.2 MAXIMUM TOLERABLE PEAK CURRENT VS. PULSE DURATION

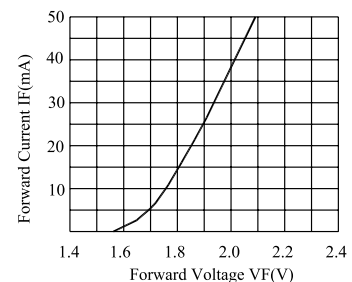


Fig.3 FORWARD CURRENT VS. FORWARD VOLTAGE PER CHIP

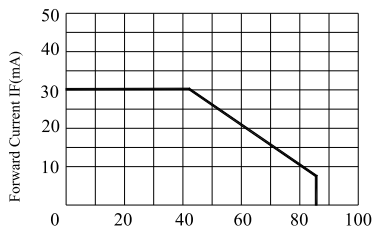


Fig.4 FORWARD CURRENT VS. DERATING CURVE

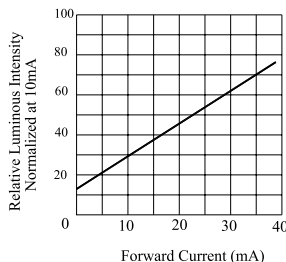


Fig.5 RELATIVE LUMINOUS INTENSITY VS. FORWARD CURRENT

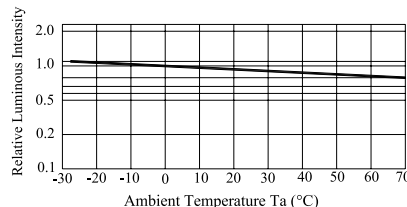
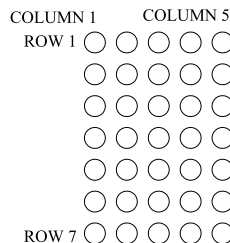
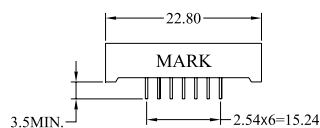
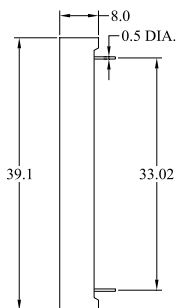
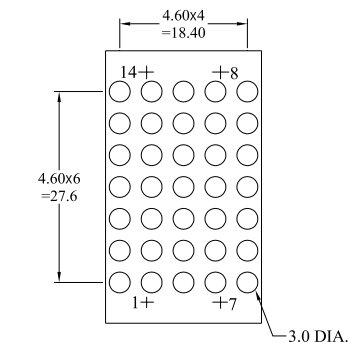


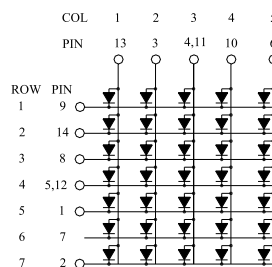
Fig.6 LUMINOUS INTENSITY VS. AMBIENT TEMPERATURE

## Package Dimensions

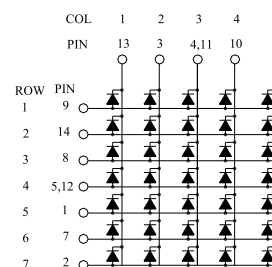


## Internal Circuit Diagram

703-0194



703-0195



## Part Number Table

LED Chip		Face Colour		Part Number
Material	Emitting Colour	Surface	Segments	
AlGaInP / GaAs	Deep red	Grey	White	703-0194
				703-0195

Dimensions : Millimetres

Tolerance:  $\pm 0.25$ mm unless otherwise noted

The slope of any PIN may be  $\pm 5.0^\circ$  max

**Important Notice :** This data sheet and its contents (the "Information") belong to the members of the AVNET group of companies (the "Group") or are licensed to it. No licence is granted for the use of it other than for information purposes in connection with the products to which it relates. No licence of any intellectual property rights is granted. The Information is subject to change without notice and replaces all data sheets previously supplied. The Information supplied is believed to be accurate but the Group assumes no responsibility for its accuracy or completeness, any error in or omission from it or for any use made of it. Users of this data sheet should check for themselves the Information and the suitability of the products for their purpose and not make any assumptions based on information included or omitted. Liability for loss or damage resulting from any reliance on the Information or use of it (including liability resulting from negligence or where the Group was aware of the possibility of such loss or damage arising) is excluded. This will not operate to limit or restrict the Group's liability for death or personal injury resulting from its negligence. Multicomp Pro is the registered trademark of Premier Farnell Limited 2019.

Newark.com/multicomp-pro

Farnell.com/multicomp-pro

sg.element14.com/b/multicomp-pro