





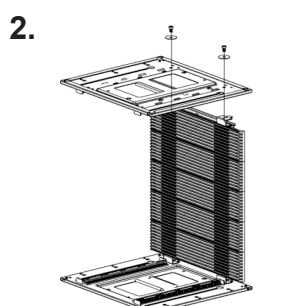
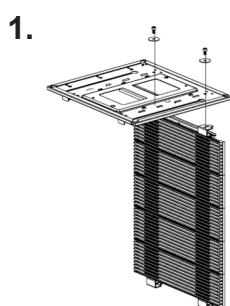


SMT Magazine Rack

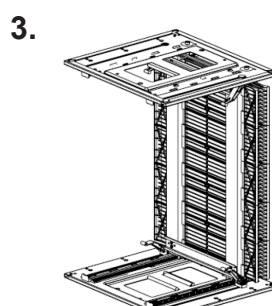
Number	Picture	Qty.
1. Top and bottom boards		2
2. Fixed side board		1

Number	Picture	Qty.
3. Movable side board		1
4. Stanchions		4

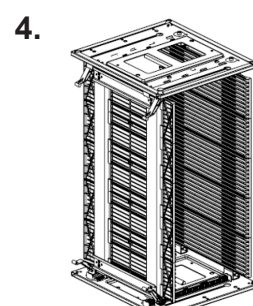
Number	Picture	Qty.
5. Inner hexagon screw		12
6. Screw gaskets		12



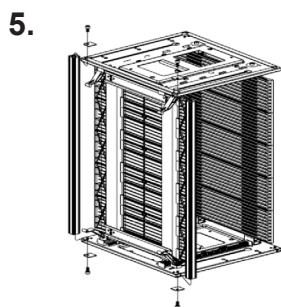
Take the other board (1) two pieces screw gaskets (7) fixed by two inner hexagon screw (5) don't tighten the screws



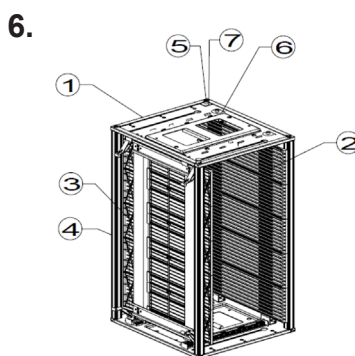
Take the movable side board (3) into the rack in accordance with upper and lower movable groove. Notice: the four gear seat must close to gear rack, then pull back to elongated slot of the bottom board. (Picture above)



Pull movable side board to the end of moveable groove (picture above)



Install four aluminium-alloy stanchions, Pad gasket, Fasten the screws (picture above)



Fasten the screws on fixed side board and pull several times of the movable side board, to see whether synchro or out of gear, installation finished (picture above).

Part Number
025-0400

Important Notice : This data sheet and its contents (the "Information") belong to the members of the AVNET group of companies (the "Group") or are licensed to it. No licence is granted for the use of it other than for information purposes in connection with the products to which it relates. No licence of any intellectual property rights is granted. The Information is subject to change without notice and replaces all data sheets previously supplied. The Information supplied is believed to be accurate but the Group assumes no responsibility for its accuracy or completeness, any error in or omission from it or for any use made of it. Users of this data sheet should check for themselves the Information and the suitability of the products for their purpose and not make any assumptions based on information included or omitted. Liability for loss or damage resulting from any reliance on the Information or use of it (including liability resulting from negligence or where the Group was aware of the possibility of such loss or damage arising) is excluded. This will not operate to limit or restrict the Group's liability for death or personal injury resulting from its negligence. Multicomp Pro is the registered trademark of Premier Farnell Limited 2019.