

Constructional Data Form

License holder: **Tyco Electronics Japan G.K.**
 3-5-8 Hisamoto, Takatsu-Ku, Kawasaki-Shi, Kanagawa 213-8535, Japan

Factory: **TE Connectivity Connectors(Suzhou) Co., Ltd.**
 (Full address) No.33 Chunyao Road, Caohu Subdistrict, Suzhou Xiangcheng Economic
 Development Zone, Suzhou, Jiangsu 215000, P.R. China.

Type or Model Number: AMP Dynamic D-5200 Series

Kind of device: Connector

Specifications	
Type designation	Dynamic D-5200 Series
Contact material	Copper Alloy, Gold or Silver plating
Number of poles	2/3/4/6/8 (see Table-1)
Rated Voltage	Overvoltage category II & Pollution degree 2: 630 V AC/DC Overvoltage category III & Pollution degree 2: 600 V AC/DC Overvoltage category II, III & Pollution degree 3: 400 V AC/DC
Rated Current	See Table-3 (Reference derating curve, see APPENDIX)
Mechanical endurance	50
Classification	<input type="checkbox"/> CBC <input checked="" type="checkbox"/> Non CBC <input type="checkbox"/> other:
Number of bendings (non-rewirable terminals only)	N/A
Upper limit temperature	105 °C
Lower limit temperature	-55 °C

IP Degree Conditions			
Type of connector	Receptacle	Tab	Header
IP code	IP-10 <input checked="" type="checkbox"/> mated <input type="checkbox"/> unmated	IP-10 <input checked="" type="checkbox"/> mated <input type="checkbox"/> unmated	IP-10 <input checked="" type="checkbox"/> mated <input type="checkbox"/> unmated
Backshell	N/A	N/A	N/A
Cable clamp	N/A	N/A	N/A
Cable range	N/A	N/A	N/A
Fastening torque	N/A	N/A	N/A

Köln, den 20.1.2021

TÜV Rheinland
 Product Safety GmbH
 2021 Jan. 26

KAWASAKI

(Place)

Tyco Electronics Japan G.K.

(Stamp and Signature of Applicant)

M. Jiang

2021/1/25

(Date)

Constructional Data Form

Insulation Coordination	
Overvoltage category	II, III
Pollution degree	2, 3
Test voltages	Contact – contact : 3310 V AC Shell – contact : N/A
Minimum creepage distances	Contact–contact D5200 Series :7.2 mm (pollution deg 2), 6.8 mm (pollution deg 3) D5200alpha :6.5 mm Shell – contact : N/A
Minimum clearance distances	Contact – contact : 6.3 mm Shell – contact : N/A
Insulation system (IEC 60664-1)	Contact – contact : <input checked="" type="checkbox"/> basic <input type="checkbox"/> reinforced <input type="checkbox"/> NA Shell – contact : <input type="checkbox"/> basic <input type="checkbox"/> reinforced <input checked="" type="checkbox"/> NA

Specifications (terminals)	
Type of terminals	<input type="checkbox"/> WRAPPED CONNECTIONS <input checked="" type="checkbox"/> SOLDER TERMINALS <input type="checkbox"/> CLIP CONNECTIONS <input checked="" type="checkbox"/> CRIMPED CONNECTIONS <input type="checkbox"/> INSULATION DISPLACEMENT CONNECTIONS <input type="checkbox"/> PRESS-IN CONNECTIONS <input type="checkbox"/> SCREWLESS TERMINALS <input type="checkbox"/> SCREW TERMINALS <input type="checkbox"/> FLAT, QUICK CONNECT TERMINATIONS <input type="checkbox"/> other:
Terminal designation	See table-2
Spec. Tightening torque	N/A
Rated cross section of conductor	AWG# 20 to # 8
Type of conductor	Flexible (Stranded copper wire)
Required preparation of the conductor	N/A
Max. Stripping length	7.5 mm MAX.
Max. Number of conductors per terminal	1

Köln, dcn *In Masuda*

TÜV Rheinland
 Product Safety GmbH
 2021 Jan. 26

KAWASAKI

(Place)

Tyco Electronics Japan G.K.

(Stamp and Signature of Applicant)

M. Jiang

2021/1/25

(Date)

Constructional Data Form

TYPE NOMENCLATURE:

Connector: Table-1

POS	Row	Receptacle housing		Tab housing		Tab header		
		Normal type	Dyna-Clamp Kit	Panel mount type	Free-hanging type	Vertical type	Horizontal type	D5200alpha
2	Single	<input type="checkbox"/> -179958- <input type="checkbox"/>	-	<input type="checkbox"/> -353047- <input type="checkbox"/>	<input type="checkbox"/> -353046- <input type="checkbox"/>	<input type="checkbox"/> -353080- <input type="checkbox"/>	<input type="checkbox"/> -353079- <input type="checkbox"/>	-
3	Single	<input type="checkbox"/> -179958- <input type="checkbox"/>	1473668- <input type="checkbox"/>	<input type="checkbox"/> -353047- <input type="checkbox"/>	<input type="checkbox"/> -353046- <input type="checkbox"/>	<input type="checkbox"/> -353082- <input type="checkbox"/>	<input type="checkbox"/> -353081- <input type="checkbox"/>	-
4	Single	<input type="checkbox"/> -179958- <input type="checkbox"/>	-	-	-	<input type="checkbox"/> -917542- <input type="checkbox"/>	<input type="checkbox"/> -917541- <input type="checkbox"/>	-
	Double	<input type="checkbox"/> -917807- <input type="checkbox"/> <input type="checkbox"/> -2069333- <input type="checkbox"/>	1971239- <input type="checkbox"/> -	<input type="checkbox"/> -917809- <input type="checkbox"/> <input type="checkbox"/> -2069334- <input type="checkbox"/>	<input type="checkbox"/> -917808- <input type="checkbox"/> -	<input type="checkbox"/> -1981458- <input type="checkbox"/> -	<input type="checkbox"/> -1123309- <input type="checkbox"/> -	<input type="checkbox"/> -1318983- <input type="checkbox"/> <input type="checkbox"/> -2134124- <input type="checkbox"/>
6	Single	<input type="checkbox"/> -179958- <input type="checkbox"/>	-	-	-	<input type="checkbox"/> -179960- <input type="checkbox"/>	<input type="checkbox"/> -179959- <input type="checkbox"/>	-
	Double	<input type="checkbox"/> -917807- <input type="checkbox"/>	-	<input type="checkbox"/> -917809- <input type="checkbox"/>	<input type="checkbox"/> -917808- <input type="checkbox"/>	<input type="checkbox"/> -2326092- <input type="checkbox"/>	-	-
8	Double	-	-	-	-	-	<input type="checkbox"/> -1123829- <input type="checkbox"/>	-

Note: The suffixes -0 to -9 and prefixes 0- to 9- denote different body color, Keying, number of positions, plating type and other variations.

Terminal designation: Table-2

Contact	Receptacle Contact		Tab Contact			
Wire range	Normal		Normal		Sequential*	
AWG#	Strip form	Loose form	Strip form	Loose form	Strip form	Loose form
20-16	1318985- <input type="checkbox"/>	1318986- <input type="checkbox"/>	-	-	-	-
16-14	179955- <input type="checkbox"/>	316040- <input type="checkbox"/>	917802- <input type="checkbox"/>	917804- <input type="checkbox"/>	84696- <input type="checkbox"/>	2013594- <input type="checkbox"/>
12-10	179956- <input type="checkbox"/>	316041- <input type="checkbox"/>	917803- <input type="checkbox"/>	917805- <input type="checkbox"/>	84695- <input type="checkbox"/>	2013593- <input type="checkbox"/>
8	1318696- <input type="checkbox"/>	1318697- <input type="checkbox"/>	1981690- <input type="checkbox"/>	1981691- <input type="checkbox"/>	2316819- <input type="checkbox"/>	2316820- <input type="checkbox"/>
	-	-	-	1747443- <input type="checkbox"/>	2174021- <input type="checkbox"/>	2174022- <input type="checkbox"/>

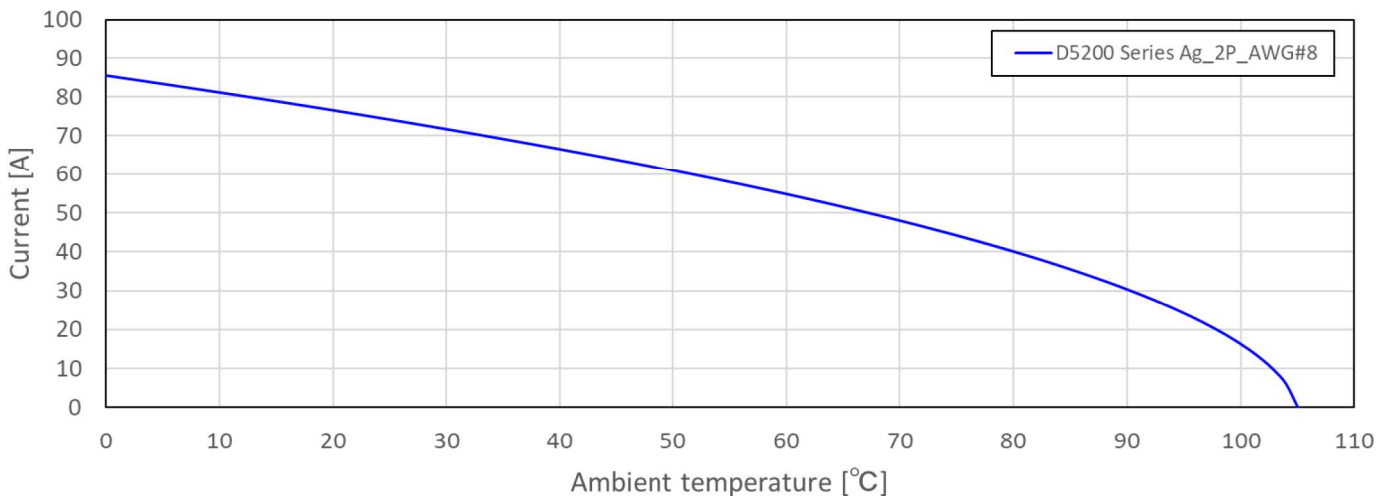
Note: 1. Copper alloy with plating and the suffixes denote plating type, (e.g. -2: 0.38 µm Au, -3: 0.76 µm Au, -6: Ag)
 2. The mark* denotes an elongated tab contact.

Rated current: Table-3

POS	2	3	4	6	8
Rated current	66A Max	62A Max	60A Max	52A Max	43A Max

APPENDIX

Derating curve (D5200 2P Ag plating, AWG#8, derating factor: 0.8)



Köln, dcn *In Masuda*

KAWASAKI

2021/1/25

(Place)

(Date)

TÜV Rheinland
 Product Safety GmbH

M. Jiang

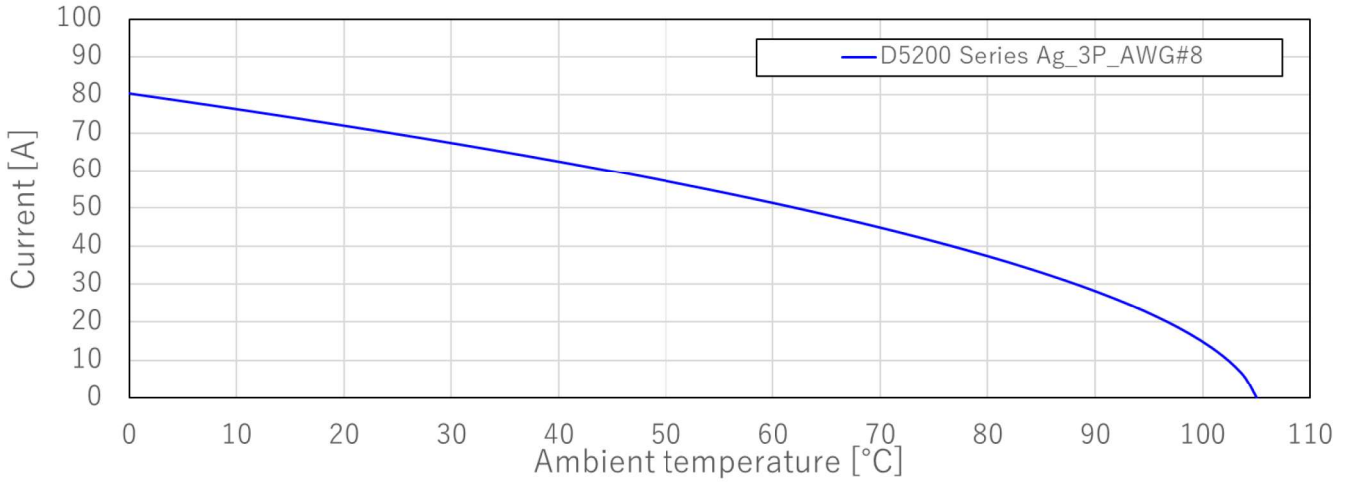
Tyco Electronics Japan G.K.

(Stamp and Signature of Applicant)

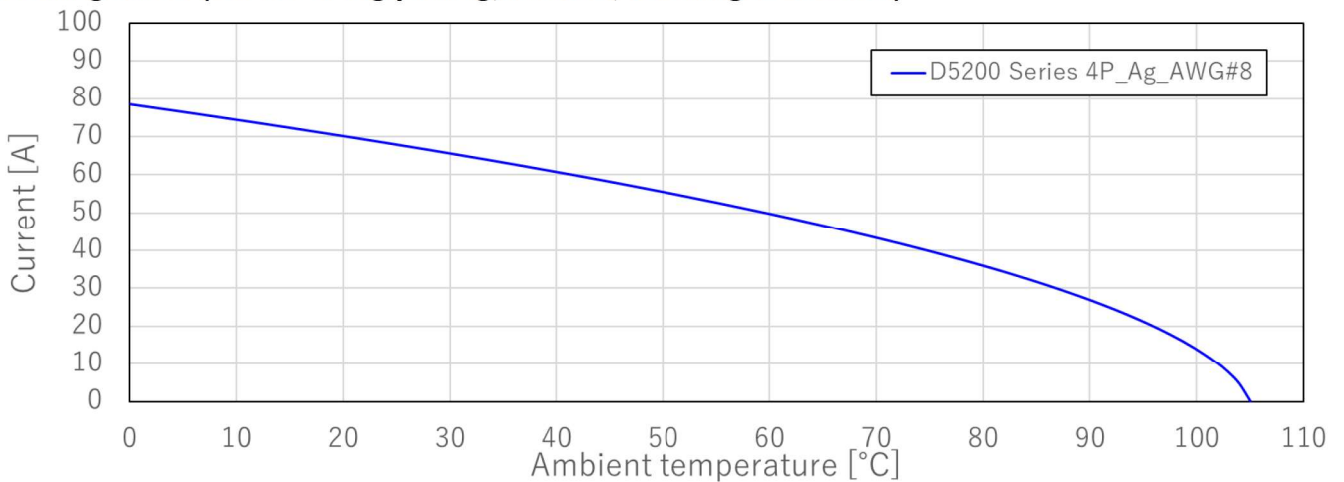
2021 Jan. 26

Constructional Data Form

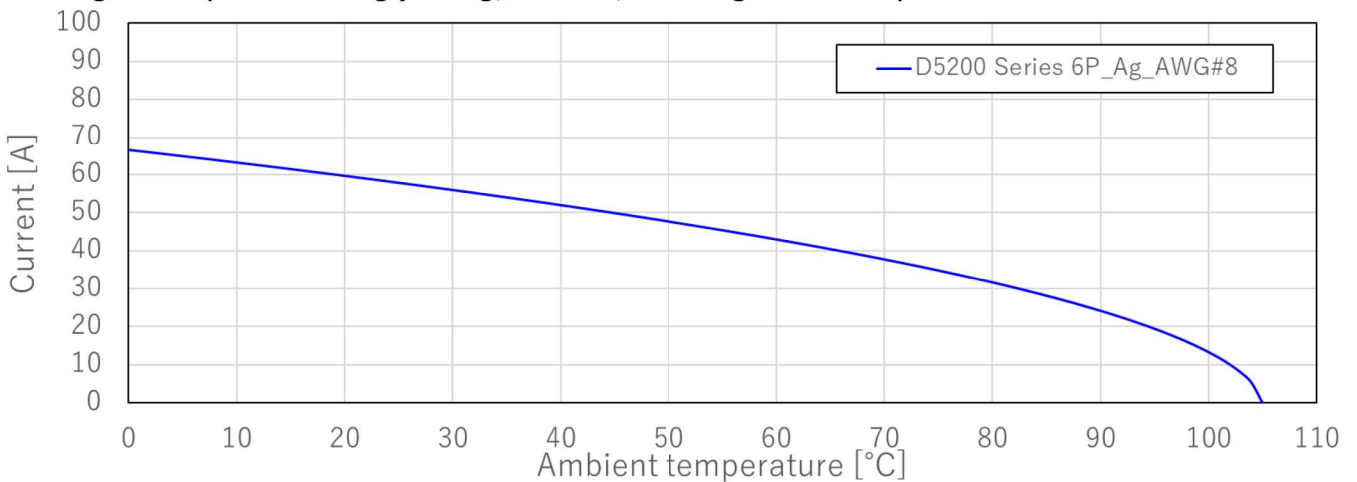
Derating curve (D5200 3P Ag plating, AWG#8, derating factor: 0.8)



Derating curve (D5200 4P Ag plating, AWG#8, derating factor: 0.8)



Derating curve (D5200 6P Ag plating, AWG#8, derating factor: 0.8)



Köln, den Jan Masuda

KAWASAKI

2021/1/25

(Place)

(Date)

TÜV Rheinland
 Product Safety GmbH

2021 Jan. 26

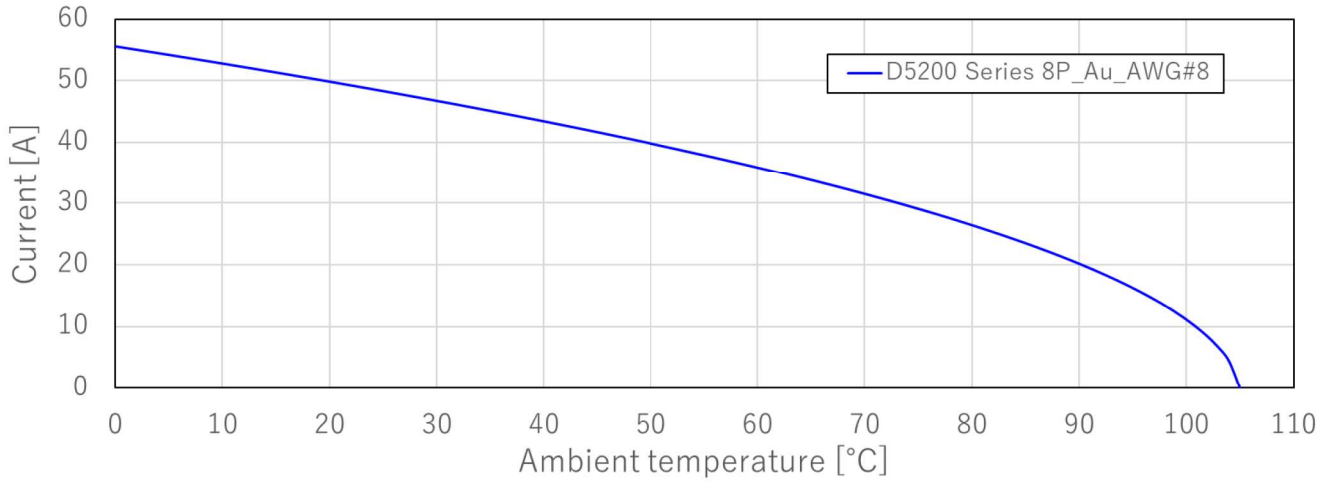
Tyco Electronics Japan G.K.

(Stamp and Signature of Applicant)

M. Jiang

Constructional Data Form

Derating curve (D5200 8P Au plating, AWG#8, derating factor: 0.8)



Köln, dcn *In Masuda*

KAWASAKI

2021/1/25

(Place)

(Date)

TÜV Rheinland
Product Safety GmbH

M. Jiang

Tyco Electronics Japan G.K.

(Stamp and Signature of Applicant)

2021 Jan. 26