


Evaluation kit for USB Type-C® ESD protection



Features

- Data, control, and power line protections
- Plug and receptacle to connect the board to a host and a cable, or a device and a cable

Description

The STEVAL-OET005 kit allows evaluating ST ESD protection devices or filtering devices for USB Type-C® connectors.

There are two different kits available for sale. Each kit contains an evaluation board and a testing board.

The STEVAL-OET005VC kit provides a protection solution of all lines (data, control, and power) in a 500 µm pitch package. This kit contains the STEVAL-OET005C evaluation board and the STEVAL-OET005E testing board.

The STEVAL-OET005VD kit provides a protection and filtering solution (common mode filters and protection for all lines) in a 500 µm pitch and 0201 package. This kit contains the STEVAL-OET005D evaluation board and the STEVAL-OET005E testing board.

Product summary

USB Type-C® protection development kit	STEVAL-OET005
ESD protections	ESD051-1BF4/ ECMF4-2450A60N10/ HSP051-4M10/ ECMF02-2HSMX6/ HSP061-2M6
High-power transient voltage suppressor	ESDA7P120-1U1M/ ESDA13P70-1U1M/ ESDA17P50-1U1M/ ESDA25P35-1U1M
Applications	USB Type-C® and Power Delivery

1 STEVAL-OET005VC schematic diagrams

Figure 1. STEVAL-OET005C evaluation board circuit schematic

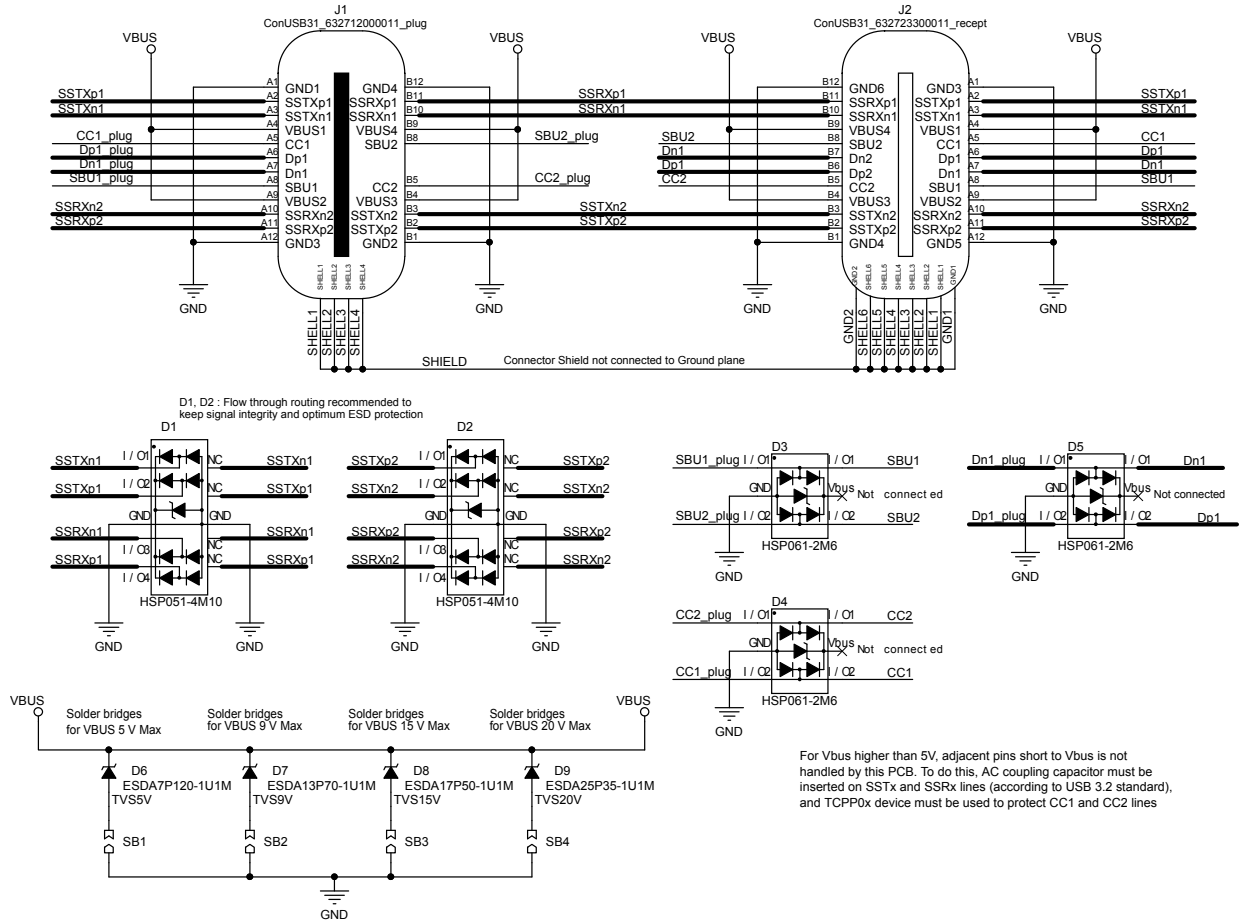
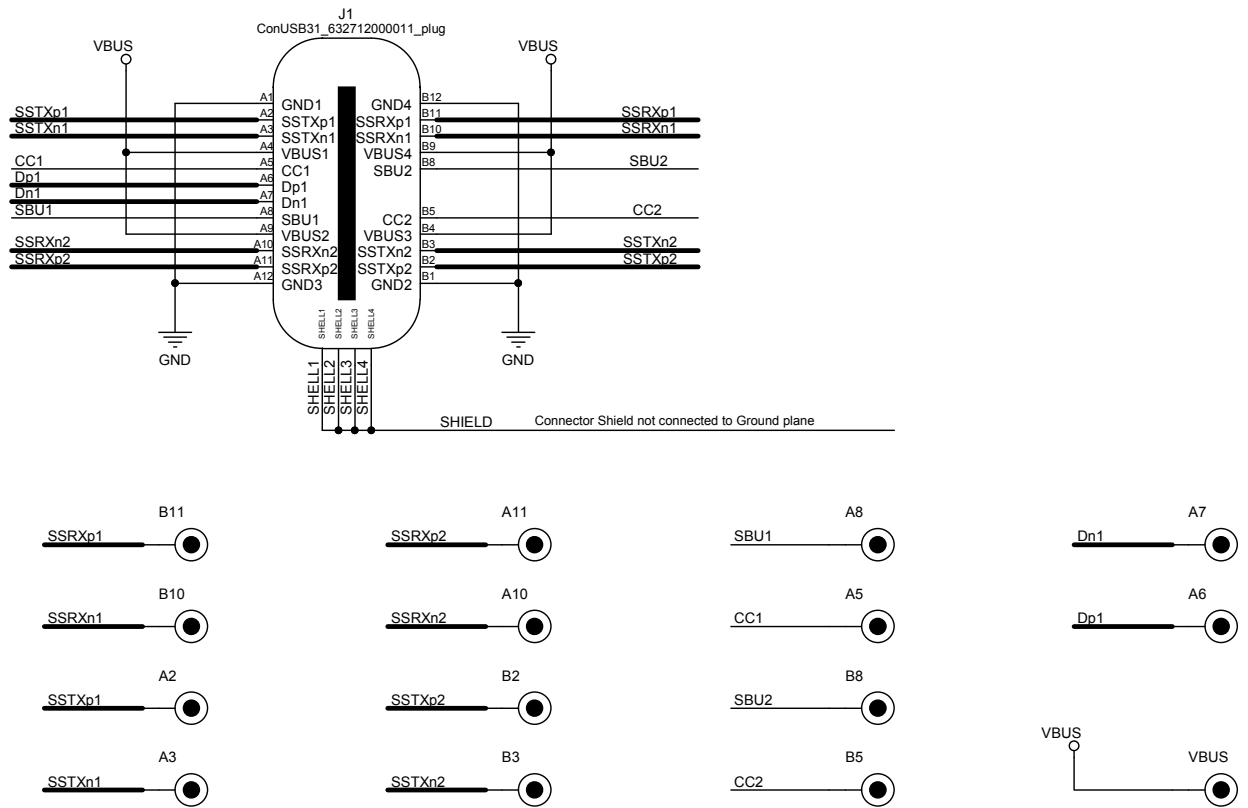


Figure 2. STEVAL-OET005E testing board circuit schematic



2 STEVAL-OET005VD schematic diagrams

Figure 3. STEVAL-OET005D evaluation board circuit schematic

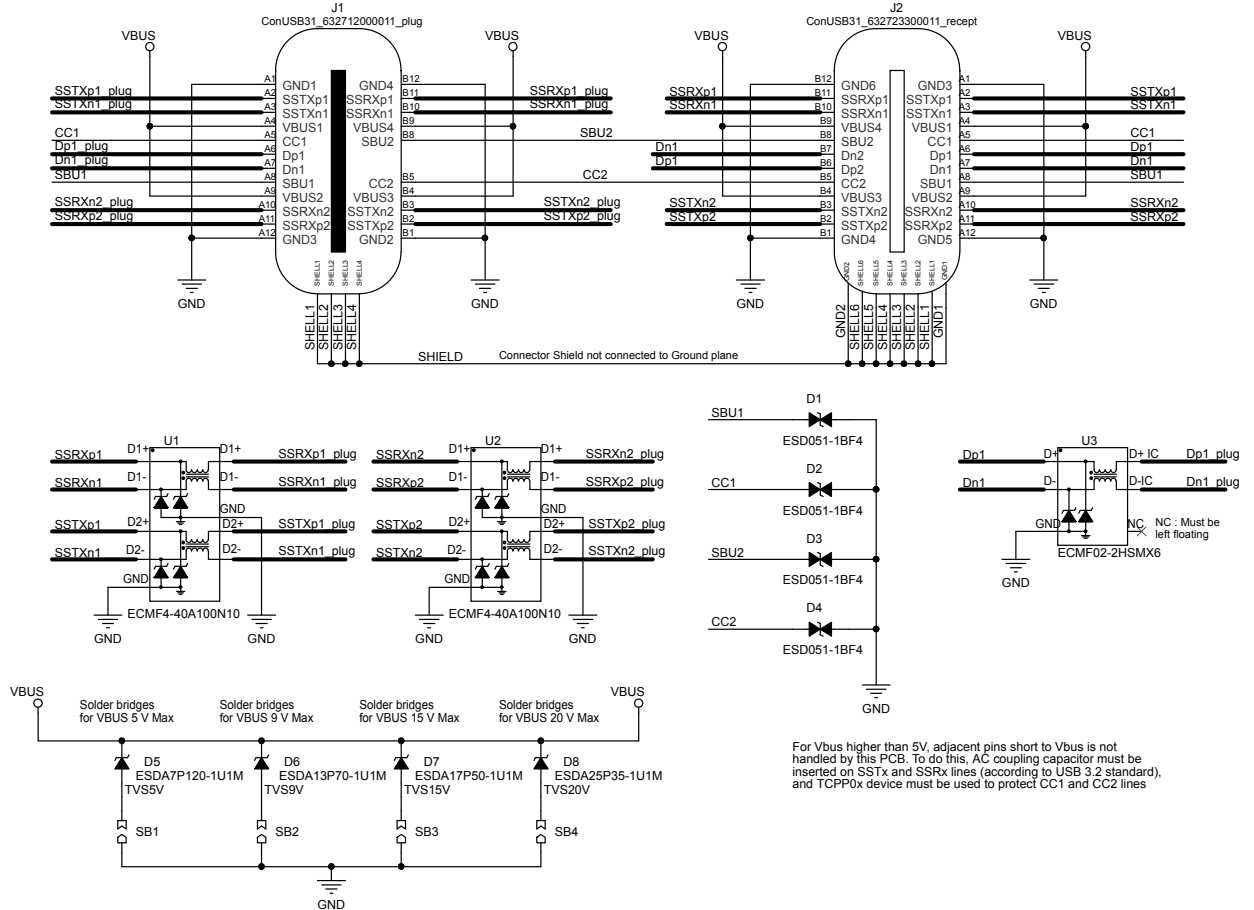
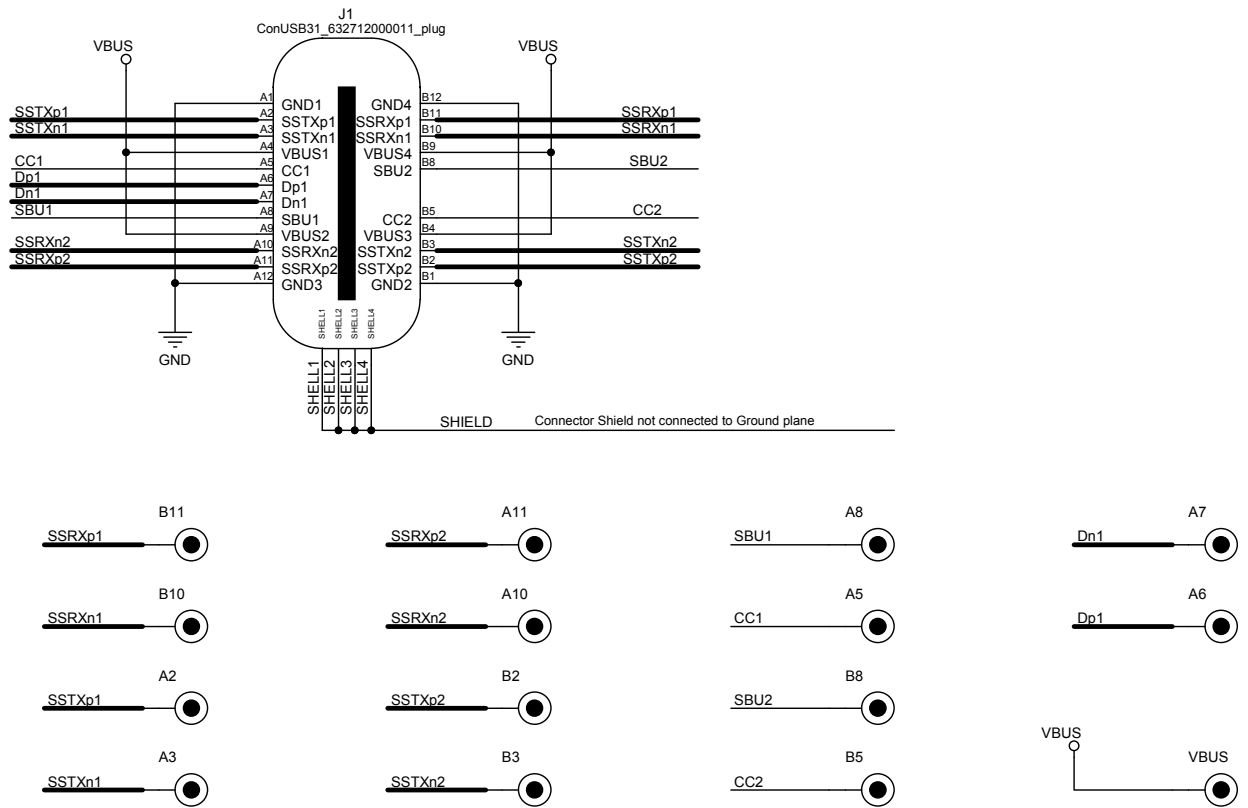


Figure 4. STEVAL-OET005E testing board circuit schematic



3 Kit versions

Table 1. STEVAL-OET005 kit versions

PCB version ⁽¹⁾	Schematic diagrams	Bill of materials
STEVAL\$OET005VCA	STEVAL\$OET005VCA schematic diagrams	STEVAL\$OET005VCA bill of materials
STEVAL\$OET005VDA	STEVAL\$OET005VDA schematic diagrams	STEVAL\$OET005VDA bill of materials

1. The STEVAL\$OET005VCA code identifies the first version of the STEVAL-OET005VC kit. The STEVAL\$OET005VDA code identifies the first version of the STEVAL-OET005VD kit.

Revision history

Table 2. Document revision history

Date	Revision	Changes
15-Nov-2022	1	Initial release.
06-Dec-2022	2	Removed STEVAL-OET005VA and STEVAL-OET005VB.

IMPORTANT NOTICE – READ CAREFULLY

STMicroelectronics NV and its subsidiaries (“ST”) reserve the right to make changes, corrections, enhancements, modifications, and improvements to ST products and/or to this document at any time without notice. Purchasers should obtain the latest relevant information on ST products before placing orders. ST products are sold pursuant to ST’s terms and conditions of sale in place at the time of order acknowledgment.

Purchasers are solely responsible for the choice, selection, and use of ST products and ST assumes no liability for application assistance or the design of purchasers’ products.

No license, express or implied, to any intellectual property right is granted by ST herein.

Resale of ST products with provisions different from the information set forth herein shall void any warranty granted by ST for such product.

ST and the ST logo are trademarks of ST. For additional information about ST trademarks, refer to www.st.com/trademarks. All other product or service names are the property of their respective owners.

Information in this document supersedes and replaces information previously supplied in any prior versions of this document.

© 2022 STMicroelectronics – All rights reserved