


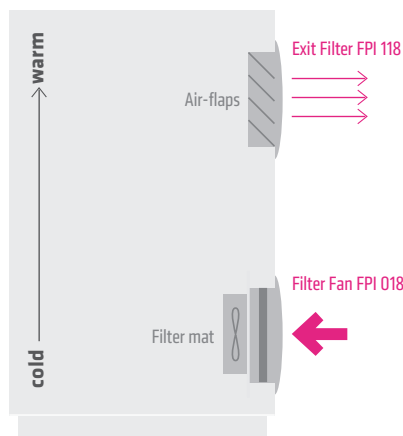
FILTER FAN PLUS

FPI/FPO 018 | up to 1031 m³/h (291 x 291 mm)



Enclosure cut-out

SYSTEM FPI



- > New air-flap outlet technology for high airflow
- > Easy mounting
- > Protection type test/Environmental rating by independent testing institutes (VDE and UL)
- > Two systems for optimal airflow (FPI/FPO)
- > Standard enclosure cut-out sizes (5 sizes)
- > One filter mat
- > Two fan speeds

Filter fans are used to provide an optimum climate in enclosures and cabinets with electrical/electronic components. The interior temperature of an enclosure can be reduced by channelling cooler filtered outside air into the enclosure thus expelling heated internal air. The resulting airflow prevents formation of localised hot pockets in installations and protects electronic components from overheating. The benefits of our Filter Fan Plus series are described in detail in the catalogue on page 50/51.

The Filter Fan Plus series may also be used outdoors with appropriate protective measures or when equipped with weather proof accessories, e.g. Hose-proof Hood FFH 086.



TECHNICAL DATA

Axial fan, ball bearing	fan speed 1: service life L10 at +40 °C (+104 °F): min. 76,000 h rotor metal fan speed 2: service life L10 at +40 °C (+104 °F): min. 54,000 h rotor plastic
Connection	3-pole clamp for 2.5 mm ² , clamping torque 0.8 Nm max.
Casing, hood, flaps	plastic according to UL94 V-0, light grey; UV light resistant according to UL746C (f1)
Enclosure cut-out	291 x 291 ⁺¹ mm
Mounting frame	4 built-in ratchet braces for mounting (6 notches for wall thickness 1 – 4 mm). Additional use of screws possible if needed ¹ .
Filter mat	ISO coarse 55 % acc. to ISO 16890 (G3), initial gravimetric arrestance 57 %
Filter material	synthetic fibre with progressive construction, temperature resistant to +100 °C, self-extinguishing class F1, moisture resistant to 100 % RH, reusable
Operating temperature	fan speed 1 & 2, 50 Hz: -25 to +55 °C (-13 to +131 °F) fan speed 1, 60 Hz: -25 to +35 °C (-13 to +95 °F) fan speed 2, 60 Hz: -25 to +50 °C (-13 to +122 °F)
Storage temperature	-40 to +70 °C (-40 to +158 °F)
Operating/Storage humidity	< 90 % RH (non-condensing)
Protection type/Protection class with Hose-proof Hood FFH 086	IP54 / I (earthed) IP56 / I (earthed)
Environmental rating UL/NEMA with Hose-proof Hood FFH 086	UL TYPE 12 / NEMA 12 UL TYPE 3, 3R, 4, 4X
Approvals	VDE, UL File No. E234324, EAC
Note	other voltages on request

¹ Drilling marks for screw mounting are indicated on mounting frame.

AIRFLOW DIRECTION "IN": FILTER FAN FPI 018

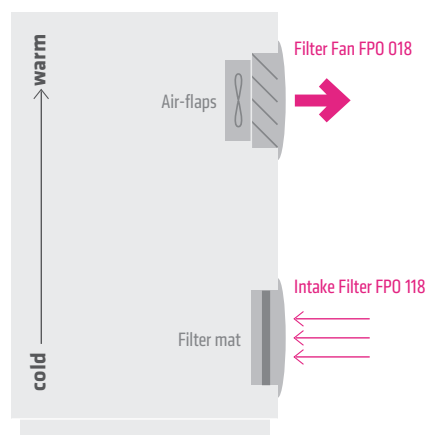
Art. No.	Operating voltage ²	Fan speed	Air volume, free flow	Air volume with exit filter	Current consumption	Power consumption	Average noise level (DIN EN ISO 4871)	Depth in enclosure	Weight (approx.)	Filter mat
01874.0-30	AC 230 V, 50 Hz	1	433 m ³ /h	373 m ³ /h	400 mA	95 W	62 dB (A)	160 mm	3.1 kg	G3
01874.0-31	AC 230 V, 50 Hz	2	624 m ³ /h	560 m ³ /h	550 mA	140 W	70 dB (A)	160 mm	3.3 kg	G3
01874.9-30	AC 115 V, 60 Hz	1	394 m ³ /h	339 m ³ /h	800 mA	90 W	61 dB (A)	160 mm	3.1 kg	G3
01874.9-31	AC 115 V, 60 Hz	2	665 m ³ /h	593 m ³ /h	1450 mA	165 W	72 dB (A)	160 mm	3.3 kg	G3

² Data for alternative operating voltages and frequency in consultation

AIRFLOW DIRECTION "IN": EXIT FILTER FPI 118

Art. No.	Depth in enclosure	Weight (approx.)	Air outlet
11874.0-00	50 mm	1.0 kg	air-flap outlet technology

SYSTEM FPO



AIRFLOW DIRECTION "OUT": FILTER FAN FPO 018

Art. No.	Operating voltage ²	Fan speed	Air volume, free flow	Air volume with intake filter	Current consumption	Power consumption	Average noise level (DIN EN ISO 4871)	Depth in enclosure	Weight (approx.)	Air outlet
01884.0-00	AC 230 V, 50 Hz	1	727 m ³ /h	413 m ³ /h	400 mA	95 W	63 db (A)	160 mm	3.2 kg	air-flaps
01884.0-01	AC 230 V, 50 Hz	2	1010 m ³ /h	599 m ³ /h	550 mA	140 W	70 db (A)	160 mm	3.4 kg	air-flaps
01884.9-00	AC 115 V, 60 Hz	1	703 m ³ /h	391 m ³ /h	800 mA	90 W	62 db (A)	160 mm	3.2 kg	air-flaps
01884.9-01	AC 115 V, 60 Hz	2	1031 m ³ /h	609 m ³ /h	1450 mA	165 W	71 db (A)	160 mm	3.4 kg	air-flaps

² Data for alternative operating voltages and frequency in consultation

HOSE-PROOF HOOD FFH 086

Art. No.	Cutout usable for FPI/FPO 018	Dimensions L x B x H	Max. covered area (X x Y)	Weight (approx)
08674.0-00	291 x 291 mm	485 x 409 x 103 mm	340 x 326 mm	3.7 kg

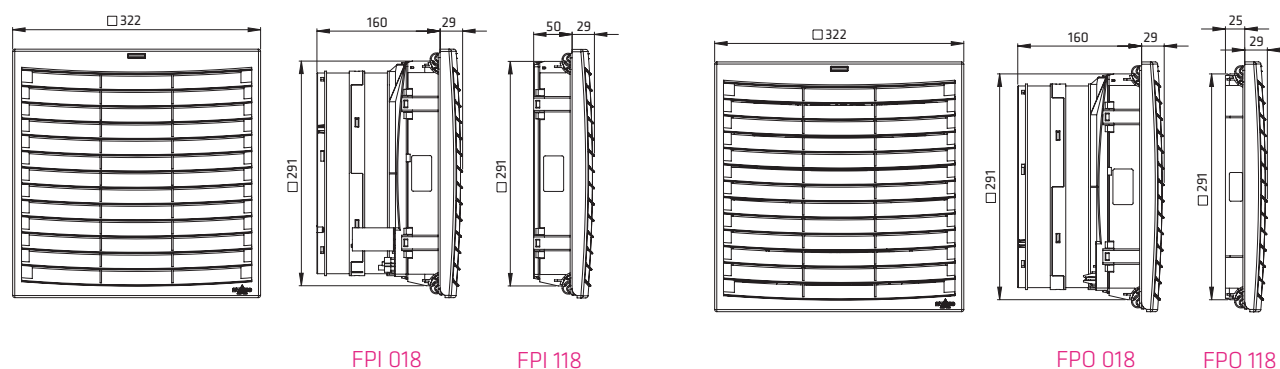
AIRFLOW DIRECTION "OUT": INTAKE FILTER FPO 118

Art. No.	Depth in enclosure	Weight (approx.)	Filter mat
11884.0-30	25 mm	0.8 kg	ISO coarse 55 % acc. to ISO 16890 (G3), initial gravimetric arestance 57 %

FILTER MAT FM 086

Filter class	283 x 283 mm	Initial gravimetric arestance	1 packing unit
ISO coarse 55 % acc. to ISO 16890 (G3)	Art. No. 08637.0-00	57 %	5 pieces

TECHNICAL DRAWINGS



FPI 018

FPI 118

FPO 018

FPO 118