

Discontinuation Notice of CPM2C series.

Product Discontinuation

CPU units

Model CPM2C-[]C[]

Expansion I/O units

Model CPM2C-[]E[]

Analog I/O units

Model CPM2C-MAD11

Temperature Sensor units

Model CPM2C-TS[]

Power supply units

Model CPM2C-PA201

Adapter units

Model CPM2C-CIF01-V1

Model CPM2C-CIF11

Model CPM2C-CIF21



Recommended Replacement

CPU units

Model CP2E-[]

Expansion I/O units

Model CP1W-[] or

No recommended replacement

Analog I/O units

Model CP1W-MD11

Temperature Sensor units

Model CP1W-TS[]

Switch mode power supply

Model S8VK-G01524

Adapter units

Model CP1W-CIF01

Model CP1W-CIF12-V1

No recommended replacement

[Final order entry date]

The end of March, 2023

[Date of The Last Shipping]

The end of June, 2023

[Scheduled date of maintenance close]

The end of March, 2030

Power supply units CPM2C-PA201/Adapter units CPM2C-CIF[]: No maintenance

[Caution on recommended replacement]

Programmable Controller CPM2C series will be discontinued to manufacture and integrated to Programmable controller CP2E series.

Many specifications of CPM2C are different from CP2E. So, please confirm the detail in manual and replace system.

[Difference from discontinued product]

Recommended replacement Model	Body Color	Dimensions	Wire connection	Mounting Dimensions	Characteristics	Operation ratings	Operation methods
CP2E series	--	--	--	--	*	*	--
CP1W series	--	--	--	--	*	*	--
Model S8VK-G01524	--	--	--	--	*	*	--

** : Compatible

* : The change is a little/Almost compatible

-- : Not compatible



- : No corresponding specification

[Product Discontinuation and recommended replacement]

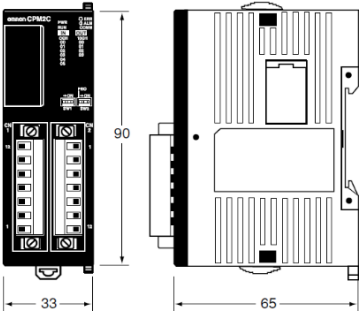
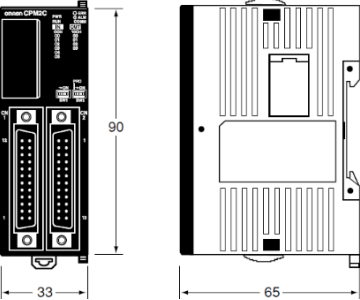
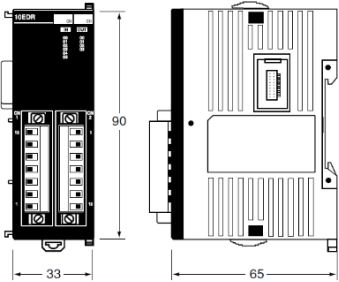
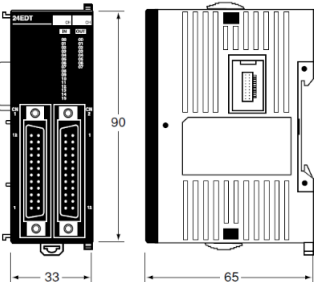
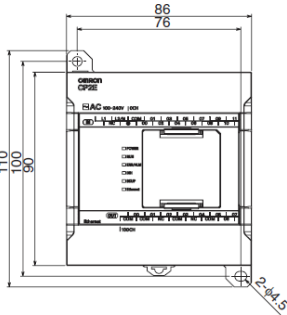
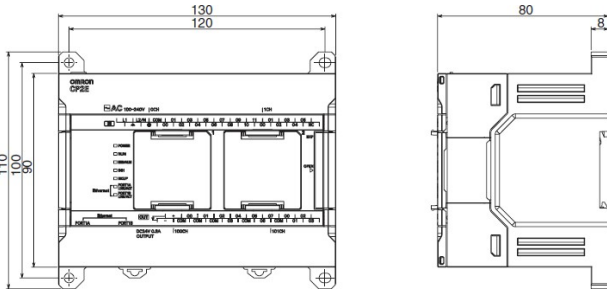
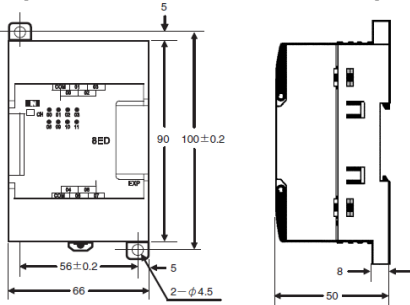
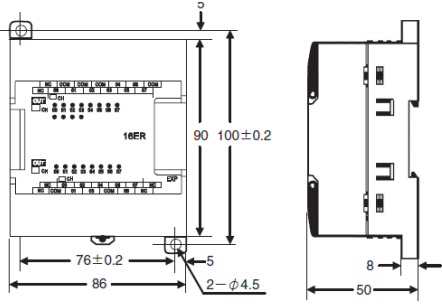
Product discontinuation	Recommended replacement
CPM2C-10C1DR-D	CP2E-N14DR-D
CPM2C-10C1DT1C-D	CP2E-N14DT1-D
CPM2C-10C1DT1M-D	CP2E-N14DT1-D
CPM2C-10C1DTC-D	CP2E-N14DT-D
CPM2C-10C1DTM-D	CP2E-N14DT-D
CPM2C-10CDR-D	CP2E-N14DR-D
CPM2C-10CDT1C-D	CP2E-N14DT1-D
CPM2C-10CDT1M-D	CP2E-N14DT1-D
CPM2C-10CDTC-D	CP2E-N14DT-D
CPM2C-10CDTM-D	CP2E-N14DT-D
CPM2C-10EDR	CP1W-20EDR1
CPM2C-16EDC	No recommended replacement
CPM2C-16EDM	No recommended replacement
CPM2C-16ET1C	CP1W-16ET1
CPM2C-16ET1M	CP1W-16ET1
CPM2C-16ETC	CP1W-16ET
CPM2C-16ETM	CP1W-16ET
CPM2C-20C1DR-D	CP2E-N20DR-D
CPM2C-20C1DT1C-D	CP2E-N20DT1-D
CPM2C-20C1DT1M-D	CP2E-N20DT1-D
CPM2C-20C1DTC-D	CP2E-N20DT-D
CPM2C-20C1DTM-D	CP2E-N20DT-D
CPM2C-20CDR-D	CP2E-N20DR-D
CPM2C-20CDT1C-D	CP2E-N20DT1-D
CPM2C-20CDT1M-D	CP2E-N20DT1-D
CPM2C-20CDTC-D	CP2E-N20DT-D
CPM2C-20CDTM-D	CP2E-N20DT-D
CPM2C-20EDR	CP1W-20EDR1
CPM2C-24EDT1C	No recommended replacement
CPM2C-24EDT1M	No recommended replacement
CPM2C-24EDTC	No recommended replacement
CPM2C-24EDTM	No recommended replacement
CPM2C-32CDT1C-D	CP2E-N30DT-D
CPM2C-32CDT1M-D	CP2E-N30DT-D
CPM2C-32CDTC-D	CP2E-N30DT-D
CPM2C-32CDTM-D	CP2E-N30DT-D
CPM2C-32EDT1C	CP2E-N30DT-D
CPM2C-32EDT1M	No recommended replacement

Product discontinuation	Recommended replacement
CPM2C-32EDTC	No recommended replacement
CPM2C-32EDTM	No recommended replacement
CPM2C-8EDC	CP1W-8ED
CPM2C-8EDM	CP1W-8ED
CPM2C-8ER	CP1W-8ER
CPM2C-8ET1C	CP1W-8ET1
CPM2C-8ET1M	CP1W-8ET1
CPM2C-8ETC	CP1W-8ET
CPM2C-8ETM	CP1W-8ET
CPM2C-CIF01-V1	CP1W-CIF01
CPM2C-CIF11	CP1W-CIF12-V1
CPM2C-CIF21	No recommended replacement
CPM2C-MAD11	CP1W-MAD11
CPM2C-PA201	S8VK-G01524
CPM2C-TS001	CP1W-TS001
CPM2C-TS101	CP1W-TS101

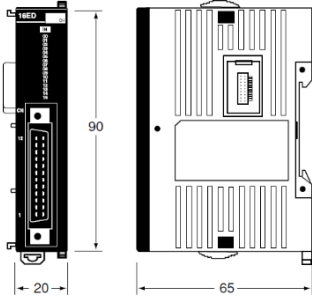
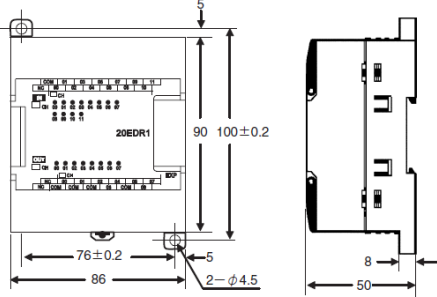
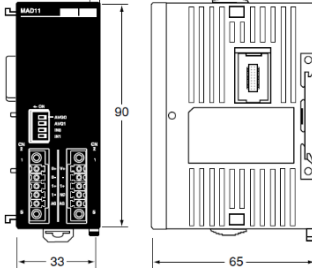
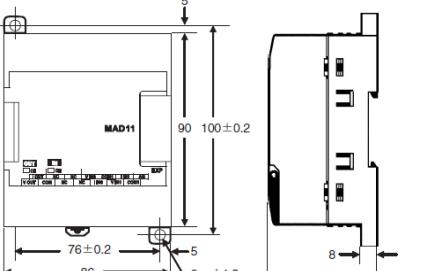
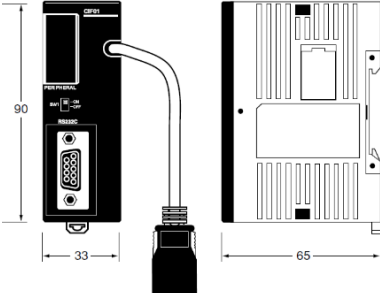
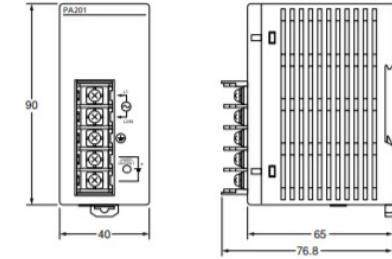
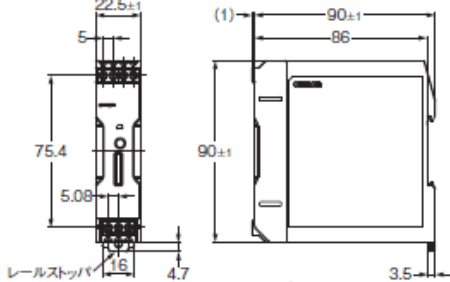
[Body color]

Product discontinuation Model CPM2C	Recommendable replacement Model CP2E
Ivory 	Black 

[Dimensions]

Product discontinuation Model CPM2C series	Recommendable replacement Model CP2E series
<p>CPU Units with 10,20 I/O points - I/O terminal block</p>  <p>CPU Units with 10,20,32 I/O points - connector</p>  <p>Expansion I/O Units with 10,20 I/O points - I/O terminal</p>  <p>Expansion I/O Units with 10,24,32 I/O points - connector</p>  <p>Unit : mm</p>	<p>All dimensions (H x D x W) are changed from ZEN.</p> <p>CPU Units with 14/20 I/O points</p>  <p>CPU Units with 30 I/O points</p>  <p>Expansion I/O Units with 8 I/O points</p>  <p>Expansion I/O Units with 16 I/O points</p>  <p>Unit : mm</p>

[Dimensions]

Product discontinuation Model CPM2C series	Recommendable replacement Model CP2E series
<p>Expansion I/O Units with 8,16 I/O points -connector</p> 	<p>Expansion I/O Units with 20 I/O points</p> 
<p>Expansion Analog I/O Units ,TS units</p> 	<p>Expansion Analog I/O Units, TS units</p> 
<p>Adapter units</p> 	
<p>Power Supply units</p> 	<p>Switch mode power supply Model S8VK-G01524</p> 
Unit : mm	Unit : mm

[Characteristics]

Item	Product discontinuation Model CPM2C series	Recommendable replacement Model CP2E series
Power Supply voltage	DC type : 24 VDC	AC type : 100 to 240 VAC DC type : 24 VDC
Ambient operating temperature	0 to 55°C	-20 to 60°C
Ambient storage temperature	-20 to 75°C	-20 to 75°C
Degree of protection	IP20 (Mounted in a panel)	IP20 (Mounted in a panel)
Max. I/O points	192 points	180 points
Program capacity	4 k words	10 k steps
Instruction	Approximately 105	Approximately 220
Processing speed	LD:0.64 μ s	LD:0.23 μ s
Data memory capacity	2048 words	10 k words
Work area	928 points	2048 points
Timer/Counter	256 points	Timmer 256 /Counter 256 points
Input interrupts	4 points	8 points
High-speed counter	1 point Single phase 20 kHz /Differential phase 5 kHz	6 points Single phase 100 kHz, 10 kHz each 3 points /2 points, Differential phase 50 kHz
Pulse output	1 points 10 kHz、	4 points 100 kHz
Quick response inputs	4 points	8 points
Communication ports	Peripheral port RS232C port (Adapter)	Ethernet port Option board (RS232C、RS485)
Calendar / Time (RTC)	Yes (Only CPM2C-*C1* type)	Yes
Battery (Option)	CPM2C-BAT01	CP2E-BAT02
Data backup for power interruptions	- Holding area data, DM Area data, Counter completion flags, Counter present values and Auxiliary area data With RTC CPU (CPM2C-*C1* type) 2 years Battery back UP Without RTC CPU: 10 days Capacitor back-up 5 years (Option)	- Holding area data, DM Area data, Counter completion flags, Counter present values and Auxiliary area data non-volatile memory (Battery less) - Clock Battery Back up (Option)
Programming device	CX-Programmer	CX-Programmer Ver.9.27 or higher
DC inputs	24 VDC	24 VDC
Relay outputs	250 VAC/2 A, 24 VDC/5 A	250 VAC/2 A, 24 VDC/2 A
Transistor outputs	24 VDC/0.3 A	24 VDC/0.3 A

Item	Product discontinuation Model CPM2C-PA201	Recommendable replacement Model S8VK-G01524
Power Supply voltage	AC 85 to 264 V	AC 85 to 264 V、DC 90 to 350 V
Output Voltage/Current	24 V/0.6 A	24 V/0.65 A

Specifications and prices in this product news are as of the issue date and are subject to change without notice.
Only main changes in specifications are described in this document. Please be sure to read the relevant catalogs, datasheets, product specifications, instructions, and manuals for precautions and necessary information when using products.