

RF Product Information


■RFMTA311015IMLB301 Series for WIFI 6/6E/7 Application at 2.4~2.5/5.15~7.125GHz

Application

- 2.4~2.5/5.15~7.125GHz in Smart Home, Networking System and AR/VR System
- Device for embedded WIFI 6/6E/7 system

Recommended Link Parts

RFCON030300IF6B002(On Board RF Connector)



ELECTRICAL CHARACTERISTICS

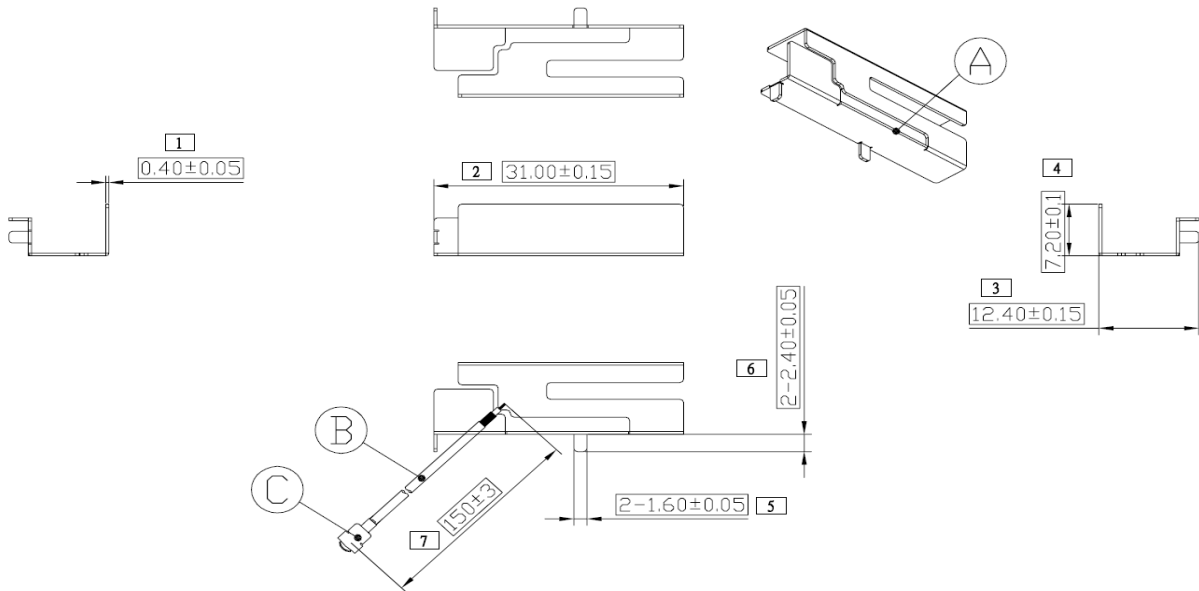
Item	Specification
Frequency Range	2400 ~ 2500 MHz 5150 ~ 7125 MHz
Impedance	50 Ohm Nominal
VSWR	2.0 Max.
Radiation	Omni-directional
Polarization	Linear Vertical
Admotted Power	1W

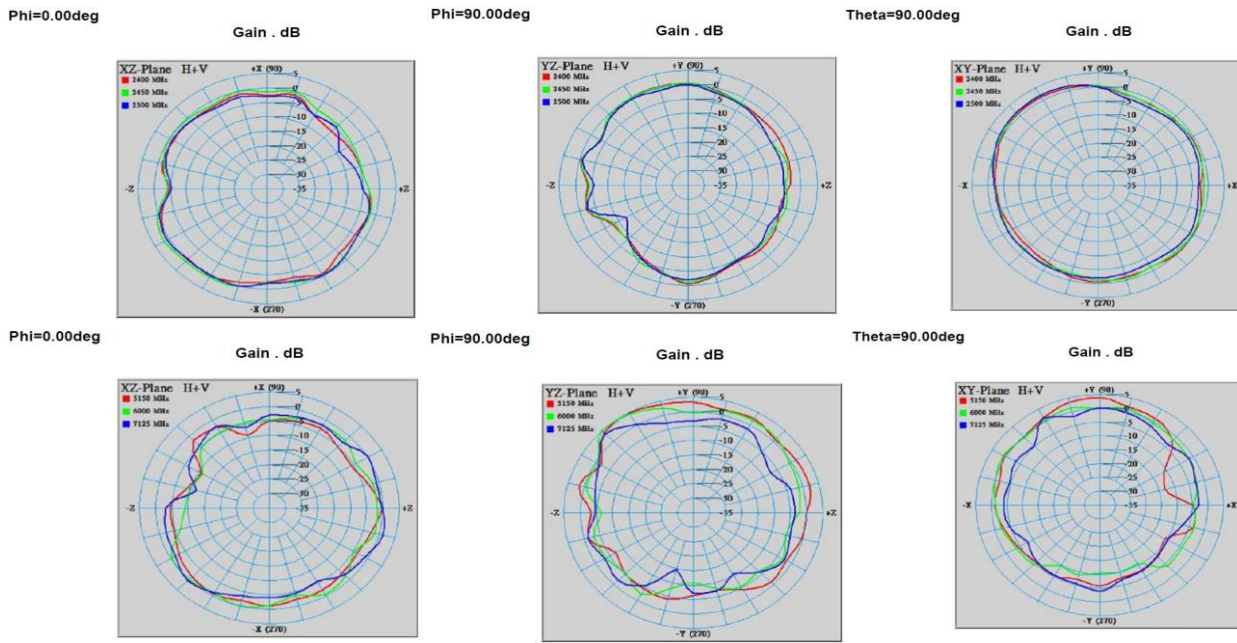
MATERIAL TABLE

Item	Description
Antenna	SUS430
Connector	IPEX Compatible(Gold)
Cable	Ψ 1.13 Cable;Black

ELECTRICAL

Frequency :2400 ~ 2500 MHz
5150 ~ 7125 MHz





INFORMATION

For more information, please contact with
[Walsin Technology Corporation](http://www.walsin.com)
 Tel : 886-3-475-8711
 Fax : 886-3-475-5197
 E mail : info@passivecomponent.com
 Web Site : http://www.passivecomponent.com