

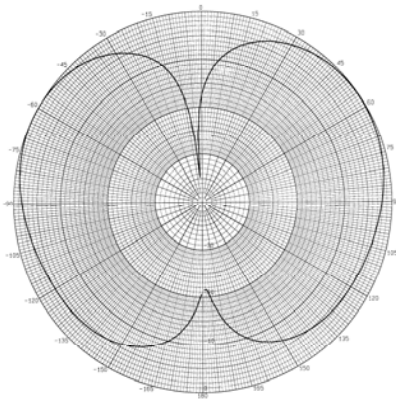
SMW 311 Series Antennas (page 1 of 2)

Surface Mount Multi-Band Antenna with GPS (1575 MHz) Cable#3

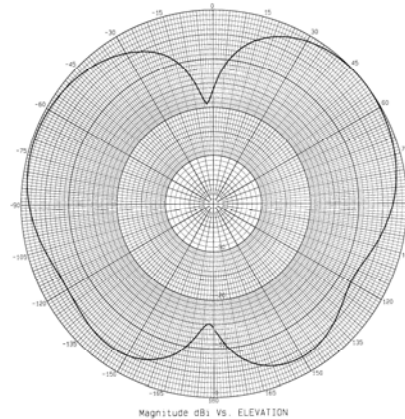
2 dBi Gain, Frequency (694-894 MHz & 1.7-3.7 GHz) Cable #1

5 dBi Gain, Frequency (2.4 & 4.9-6.0 GHz) Cable#2

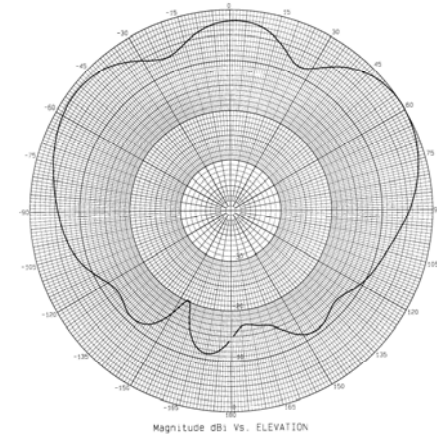
695 MHz – Elevation



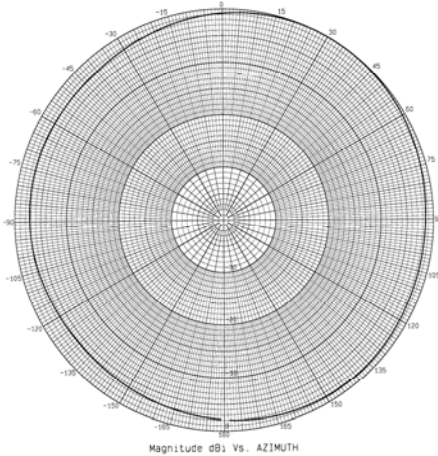
925 MHz – Elevation



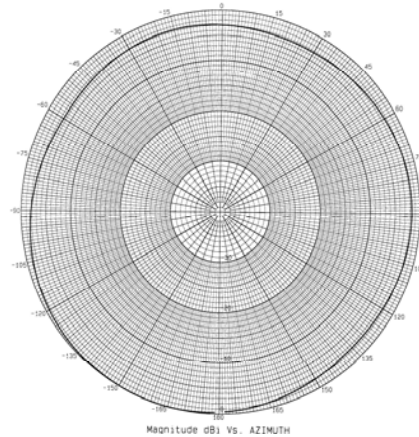
1850 MHz – Elevation



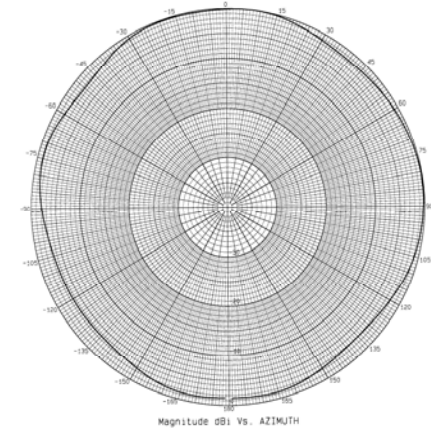
695 MHz – Azimuth



925 MHz – Azimuth



1850 MHz – Azimuth



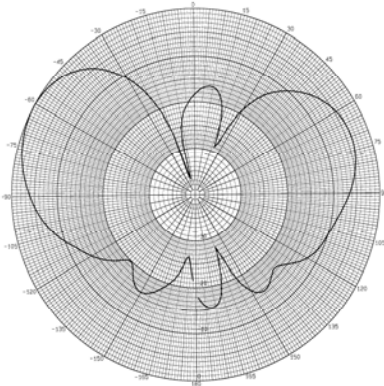
SMW 311 Series Antennas (page 2 of 2)

Surface Mount Multi-Band Antenna with GPS (1575 MHz) Cable#3


2 dBi Gain, Frequency (694-894 MHz & 1.7-3.7 GHz) Cable #1

5 dBi Gain, Frequency (2.4 & 4.9-6.0 GHz) Cable#2

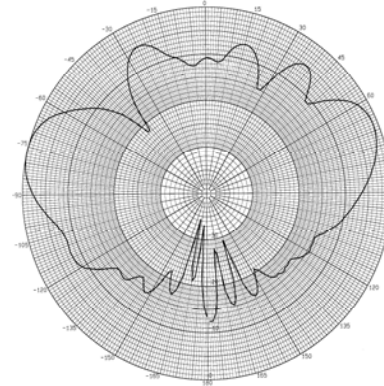
2450 MHz – Elevation



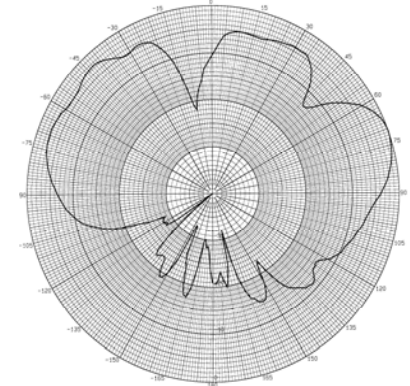
3700 MHz – Elevation



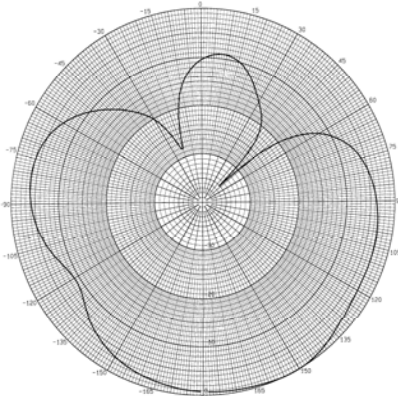
4900 MHz – Elevation



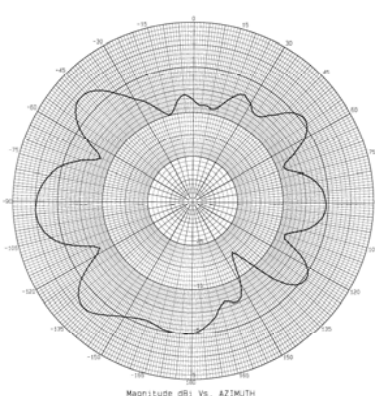
5950 MHz – Elevation



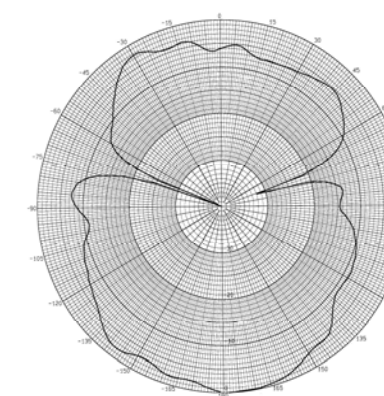
2450 MHz – Azimuth



3700 MHz – Azimuth



4900 MHz – Azimuth



5950 MHz – Azimuth

