



LINEAR POLARITY RFID PANEL ANTENNA

PAV90209H

902-928 MHZ 9 DBI LINEAR POLARITY PANEL

The Laird PAV90209H antenna is a linearly polarized panel antenna that provides reception and transmission of signals in the 902-928 MHz frequency band. Laird's industry-renowned design methodology achieves maximum efficiency and performance across the entire frequency band.

Both VSWR and efficiency are excellent and allow the user to achieve the maximum performance for an antenna of this type. The antenna is housed in a heavy duty radome enclosure that can be directly wall mounted. An optional articulating mount allows either wall or mast mounting. The antenna is offered with an integrated fixed connector with a variety of connector types or with coax cable.

FEATURES

- Low profile
- Extremely low VSWR and high efficiency
Weather and UV resistant radome Wide range of connector options
- IP67 Enclosure

APPLICATIONS

- Warehouse
- Distribution center
- Airports and hospitals
- Transit terminals
- Conveyer belt

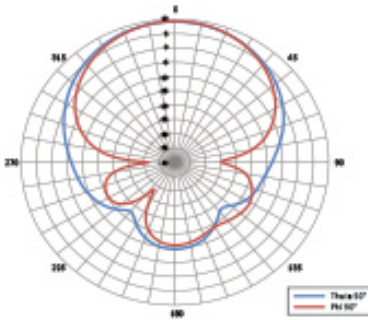
SPECIFICATION

Antenna Part Number	PAV90209H
Frequency Range	902 - 928 MHz
Gain	9 dBi
Maxium VSWR	1.3:1
3 dB Beamwidth - Azimuth	70°
Front to Back Ratio	18 dB
Polarization	Linear
Maxium Input Power	10 Watts
Input Impedence	50 Ohms
Weight	2.3 lbs (1.04 Kg)
Mechanical Size	10.2" x 10.2" x 1.32"

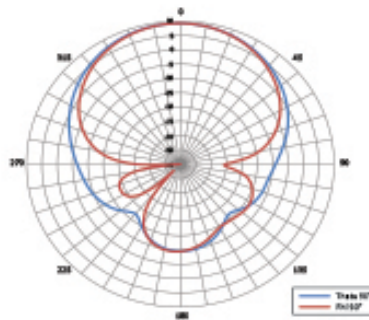
SPECIFICATION

Antenna Connection	Fixed, Type N Female / Coax Pigtail, N Male
Radome	High Strength PC
Mount Style	Threaded Stud
Temperature Operational	-40°C to +85°C
Temperature Storage	-40°C to +85°C
Ingress Protection	(Fixed N) IP67/(Pigtail) IP54
Lightning Protection	DC Grounded

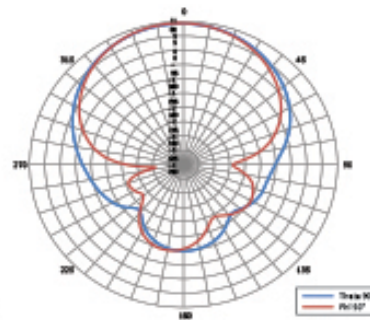
ANTENNA PATTERNS



902 MHz



915 MHz



928 MHz

ORDERING GUIDE

PART NO.	SPECIFICATIONS
PAV90209H-91NM	902-928 MHz panel, Linear, 9 dBi, 91 cm, N Male
PAV90209H-FNF	902-928 MHz panel, Linear, 9 dBi, Fixed, Type N Female

te.com

TE, and TE connectivity (logo) are trademarks owned or licensed by the TE Connectivity Ltd. family of companies. All other logos, products and/or company names referred to herein might be trademarks of their respective owners.

The information given herein, including drawings, illustrations and schematics which are intended for illustration purposes only, is believed to be reliable. However, TE Connectivity makes no warranties as to its accuracy or completeness and disclaims any liability in connection with its use. TE Connectivity's obligations shall only be as set forth in TE Connectivity's Standard Terms and Conditions of Sale for this product and in no case will TE Connectivity be liable for any incidental, indirect or consequential damages arising out of the sale, resale, use or misuse of the product. Users of TE Connectivity products should make their own evaluation to determine the suitability of each such product for the specific application.

TE Connectivity warrants to the original end user customer of its products that its products are free from defects in material and workmanship. Subject to conditions and limitations TE Connectivity will, at its option, either repair or replace any part of its products that prove defective because of improper workmanship or materials. This limited warranty is in force for the useful lifetime of the original end product into which the TE Connectivity product is installed. Useful lifetime of the original end product may vary but is not warranted to exceed one (1) year from the original date of the end product purchase.

©2022 TE Connectivity. All Rights Reserved.

08/22 Original

TE TECHNICAL SUPPORT CENTER

USA:	+1 (800) 522-6752
Canada:	+1 (905) 475-6222
Mexico:	+52 (0) 55-1106-0800
Latin/S. America:	+54 (0) 11-4733-2200
Germany:	+49 (0) 6251-133-1999
UK:	+44 (0) 800-267666
France:	+33 (0) 1-3420-8686
Netherlands:	+31 (0) 73-6246-999
China:	+86 (0) 400-820-6015