

Data sheet | Item number: 249-130

Syringe; Contents: 20 ml Alu-Plus contact paste

www.wago.com/249-130



Data

Technical data

| | |
|-----------------------|--------------------------|
| Main product function | "Alu-Plus" contact paste |
|-----------------------|--------------------------|

Material Data

| | |
|--------|--------|
| Weight | 35.3 g |
|--------|--------|

Commercial data

| | |
|-----------------------|--------------------------------|
| Product Group | 2 (Terminal Block Accessories) |
| eCl@ss 10.0 | 27-14-11-92 |
| eCl@ss 9.0 | 27-14-11-92 |
| ETIM 8.0 | EC002848 |
| ETIM 7.0 | EC002848 |
| PU (SPU) | 20 (5) pcs |
| Packaging type | box |
| Country of origin | DE |
| GTIN | 4017332133890 |
| Customs tariff number | 34039900000 |

Subject to changes. Please also observe the further product documentation!

WAGO GmbH & Co. KG
Hansastr. 27
32423 Minden
Phone: +49571 887-0 | Fax: +49571 887-169
Email: info.de@wago.com | Web: www.wago.com

Do you have any questions about our products?
We are always happy to take your call at +49 (571) 887-44222.



Environmental Product Compliance

RoHS Compliance Status

Compliant, No Exemption

Downloads

Documentation

Bid Text

| | | | |
|------------------------|-------------|----------------|----------|
| 249-130 X81 - Datei | 19 Feb 2019 | xml 2.5 kB | Download |
| 249-130 doc - Datei | 17 May 2017 | doc 24.1 kB | Download |

CAD/CAE-Data

CAE data

| | | |
|---------------------------|-----|----------|
| EPLAN Data Portal 249-130 | URL | Download |
|---------------------------|-----|----------|

Environmental Product Compliance

Compliance Search

| | | |
|---|-----|----------|
| Environmental Product Compliance 249-130 Syringe; Contents: 20 ml Alu-Plus contact paste | URL | Download |
|---|-----|----------|

Installation Notes

Application

Subject to changes. Please also observe the further product documentation!




WAGO Rail-Mount Terminal Blocks (up to 4 mm²/12 AWG)

Press plunger down until "Alu-Plus" has filled all conductor entry holes.

For each conductor entry: Insert nozzle of the "Alu-Plus" syringe in every open conductor entry hole (one after the other).

Application



WAGO Lighting Connectors


Press the plunger down until "Alu-Plus" has filled both entry holes.

Push nozzle of the "Alu-Plus" syringe first into the circular entry and then into the square conductor entry hole of the WAGO Lighting Connector.


Note: Not suitable for higher temperature applications!

Application

Subject to changes. Please also observe the further product documentation!



1. Push nozzle of the "Alu-Plus" syringe into every open conductor entry hole (one after the other).



2. Press plunger down until "Alu-Plus" has filled all conductor entry holes.

Subject to changes. Please also observe the further product documentation!

WAGO GmbH & Co. KG
Hansastr. 27
32423 Minden
Phone: +49571 887-0 | Fax: +49571 887-169
Email: info.de@wago.com | Web: www.wago.com

Do you have any questions about our products?
We are always happy to take your call at +49 (571) 887-44222.