

# PRODUCT DATASHEET

## LED Color + White Square 400mm 38W + RC

LED COLOR + WHITE | LED wall and ceiling luminaire with remote control for white light and RGB color adjustment



### Areas of application

- Indoor applications
- Mood lighting

### Product benefits

- Bright panel, uniformly lit with warm white light
- Bezel illumination with constant or automatically changing color
- Comfortable and intuitive remote control
- Switching, dimming in 5 steps and color control with the push of a button
- Clean design, allows for an easy combination with various room styles

### Product features

- 2 in 1 LED luminaire for white and colored light
- Available in round and square form



---

**TECHNICAL DATA****Electrical data**

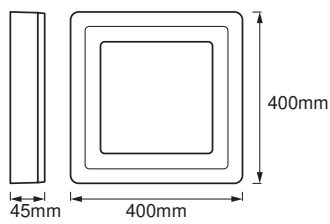
Nominal wattage	30.00 W
Nominal voltage	220...240 V
Mains frequency	50 Hz
Nominal current	133.000 mA
Inrush current	17.4 A
Max. no. of lum. on circuit break. B16 A	-
Max. no. of lum. on circuit break. C10 A	-
Max. no. of lum. on circuit break. C16 A	-
Power factor $\lambda$	> 0.90
Protection class	II
Operating mode	Mains voltage

**Photometrical data**

Luminous flux	1600 lm
Total luminous flux of contained light sources	2100 lm
Luminous efficacy	53 lm/W
Color temperature	3000 K
Light color (designation)	Warm White
Color rendering index Ra	> 80
Standard deviation of color matching	$\leq 6$ sdc <sub>m</sub>
Photobiological safety group acc. to EN62778	RG1
Photobiological safety group acc. to EN62471	RG1
Beam angle	110 °

**Dimensions & Weight**

Length	400.00 mm
Width	400.00 mm
Height	45.00 mm
Product weight	2705.00 g



Materials & Colors

Product color	White
Housing color	White
Body material	Aluminum
Cover material	Polymethylmethacrylate (PMMA)
Light emitting surface material	Plastic
Mercury content	0.0 mg

Application & Mounting

Ambient temperature range	-20...+35 °C
Temperature range at storage	-30...+70 °C
Type of connection	Screw terminal
Type of protection	IP20
Dimmable	Yes
Mounting type	Surface
Mounting location	Ceiling / Wall
Application environment	Indoor
LED module replaceable	Not replaceable
With light source	Yes

Lifespan

Lifespan L70/B50 at 25 °C	25000 h <sup>1)</sup>
Number of switching cycles	100000

<sup>1)</sup> t[h]: L70 / B50 @ 25 °C (Ta), t[h]: L80 / B10 @ 25 °C (Ta), t[h]: L90 / B10 @ 25 °C (Ta)

Emergency lighting

Nominal voltage of battery	3 V
----------------------------	-----




Certificates & Standards

Standards	CE / EAC / UKCA
Luminaire with limited surface temperature, "D sign"	No

## EQUIPMENT / ACCESSORIES

- Remote control and battery included
- Complete mounting and connecting accessories included

## DOWNLOAD DATA

Documents and certificates	
	User instruction
	Declarations Of Conformity CE
	Declarations Of Conformity UKCA

## LOGISTICAL DATA

Product code	Packaging unit (Pieces/Unit)	Dimensions (length x width x height)	Gross weight	Volume
4058075265769	Folding box 1	407 mm x 53 mm x 409 mm	2921.00 g	8.82 dm <sup>3</sup>
4058075265776	Shipping box 4	420 mm x 220 mm x 420 mm	12384.00 g	38.81 dm <sup>3</sup>

The mentioned product code describes the smallest quantity unit which can be ordered. One shipping unit can contain one or more single products. When placing an order, for the quantity please enter single or multiples of a shipping unit.

## DISCLAIMER

Subject to change without notice. Errors and omission excepted. Always make sure to use the most recent release.